



The Single Electricity Market (SEM)

Agreed Procedure 4: Transaction Submission and Validation

Version 8.0

19 November 2010

SEM Agreed Procedure

Title	Agreed Procedure 4: Transaction Submission and Validation
Version	8.0
Date	19 November 2010

Table of Contents

1. Introduction	666
1.1 Background and Purpose	666
1.2 Scope of Agreed Procedure.....	666
1.3 Definitions.....	666
1.4 Compliance with Agreed Procedure.....	777
2. Descriptive Overview.....	888
2.1 Communication Channels.....	888
2.2 Timing/Sequencing of Data Transaction Submissions	888
2.3 Submission of Participant Data Transactions.....	999
2.4 Approval of Data Transactions.....	131313
2.5 Data Submission : MARKET OPERATORResponse Messages from the MO	
222222	
2.6 Default Rules Related to Offer Data Submission	232323
3. Procedure Definition.....	353534
3.1 Process for Data Submission, Query and Report Request.....	353534
3.2 Process for Authorisation to change banking Details	373735
APPENDIX 1: Definitions and Abbreviations	383836
Definitions.....	383836
Abbreviations.....	424240
APPENDIX 2: Business Data Contained in Each Element	434341
APPENDIX 3: Fax template for MO to MP for Request Authorisation	
to Change Banking Details (as per step 2 of table 1A)	818179
APPENDIX 4: Banking Details Instructions	838381
1. Introduction	5
1.1 Background and Purpose	5
1.2 Scope of Agreed Procedure.....	5
1.3 Definitions.....	5
1.4 Compliance with Agreed Procedure.....	5
2. Descriptive Overview.....	6
2.1 Communication Channels.....	6
2.2 Participant Data Transactions	6
2.3 Table 2 – Data Submission Timelines Response Messages from the MO	14
2.4 Default Rules Related to Offer Data Submission	15
3. Procedure Definition.....	22
3.1 Process for Data Submission, Query and Report Request.....	22
APPENDIX 1: Definitions and Abbreviations	23
Definitions.....	23
Abbreviations.....	26
APPENDIX 2: Business Data Contained in Each Element	28
Application Data	28
Users Data.....	30
Bank Data.....	31
Unit (Resource) Data	32
Generator Offer Data	43
Load Bid Data	47
Interconnector Offer Data	51
Settlement Reallocation Data	52

<u>APPENDIX 3: Template of Fax for MO to Request Authorisation to Change Banking Details from MP (as per step 2 of table 1A).....</u>	<u>55</u>
<u>APPENDIX 4: Banking Details Instructions</u>	<u>56</u>

DOCUMENT HISTORY

Version	Date	Author	Comment
V2.0	03/11/06	SEM Implementation Team	Issued to the Regulatory Authorities
V4.0	23/11/06	SEM Implementation Team	Updates for consistency with Code version 1.3
V4.1	18/06/07	Regulatory Authorities	Draft Go-Active version
V4.2	22/06/2007	Regulatory Authorities	Approved for Go-Active by Regulatory Authorities and TSO/SEM Programme
V5.0	20/11/2007	Modification Committee Secretariat	RA Approved Modification Proposal included: Mod_44_07 Required strengthening of procedure to modify banking details,; Mod_61_07 Agreed Procedure 4 Appendix 2 Bank data; Mod_77_07 Temporary manual System Operator validation of MPR Technical Offer Data used in EPUS
V5.1	22/12/2008	SEMO	Mod_05_08 Aggregated Generator Units AP Change
	03/03/2009	SEMO	Mod_46_08 Validation of Technical Data: Clarification of Interim Validation Process
V5.0	07/04/2009	SEMO	Baseline Documentation at V5.0
V6.0	30/10/2009	SEMO	Baseline Documentation at V6.0
V6.1	21/01/2010	SONI	Mod_41_09 Aggregated Generator Unit Capacity Change
V7.0	28/05/2010	SEMO	Baseline Documentation at V7.0
V8.0	19/11/2010	SEMO	Baseline Documentation at V8.0

RELATED DOCUMENTS

Document Title	Version	Date	By
Trading and Settlement Code	V8.0	19/11/2010	SEMO
Agreed Procedure 1 "Participant and			

Unit Registration and Deregistration”			
Agreed Procedure 3 “Communication Channel Qualification.”			
Agreed Procedure 5 “Data Storage and IT Security”			
Agreed Procedure 7 “Emergency Communications”			
Agreed Procedure 11 “Market System Operation, Testing, Upgrading and Support”			

1. INTRODUCTION

1.1 BACKGROUND AND PURPOSE

This Agreed Procedure sets out the process by which Data Transactions are submitted both for by Participants (excluding System Operators and Interconnector Administrators) and the process for the Market Operator (MO) for the submission and issue of Data Transactions by the Market Operator (MO).

It also describes the defaulting rules for the submission and application of Offer Data as referred throughout the Trading and Settlement Code.

In order to achieve this, the following topics are addressed ~~will be dealt with~~:

Section(s)	Description
<u>2.1</u>	<u>Communication Channels supporting the submission of Data Transactions.</u>
<u>2.2</u>	<u>Timing and Sequencing of Data Transactions.</u>
<u>2.3 and 3.1</u>	<u>Rules and processes supporting the submission of Data Transactions.</u>
<u>2.4</u>	<u>Approval of Data Transactions</u>
<u>2.5</u>	<u>Data Submission: Market Operator response messages.</u>
<u>2.6</u>	<u>Default Data rules.</u>
<u>3.2</u>	<u>Process for Authorisation of Data Transactions containing a change to Banking Details.</u>

Communication Channels supporting the Data Transactions

Rules supporting the Data Transactions

Submission and issue processes

1.2 SCOPE OF AGREED PROCEDURE

This Agreed Procedure is a description ~~definition~~ of procedural steps to be followed by the Market Operator and Participants. It forms an annexe to, and is governed by the Code. This document is a statement of process and procedure. Parties' rights and obligations are set out in the Code. The scope of this Agreed Procedure is set out in Appendix D L of the Code.

This Agreed Procedure is not intended as a technical user guide.

The following topics are out of the scope of this Agreed Procedure:

- Authentication, non-repudiation of any data surrounding the communication of any Data Transaction over a Type 2 Channel or Type 3 Channel (refer to Agreed Procedure 5 "Data Storage and IT Security" for further information).
- Interconnector Administrator Data Transactions;
- System Operator Data Transactions; and
- Type 1 Channel communications.

1.3 DEFINITIONS

Save as expressly defined, words and expressions defined in the Code shall have the same meanings when used in this Agreed Procedure.

References to particular sections relate internally to this Agreed Procedure unless otherwise specified specifically noted.

Formatted: Font color: Black

Formatted: Bulleted + Level: 1 + Aligned at: 0" + Indent at: 0.25"

Formatted: Font color: Black

Formatted: Indent: Left: 0", First line: 0", Tab stops: Not at 0.3"

1.4 COMPLIANCE WITH AGREED PROCEDURE

Compliance with this Agreed Procedure is required under the terms set out in the Code.

2. DESCRIPTIVE OVERVIEW

The Data Transactions within the scope of this Agreed Procedure are those submitted by the Participants (excluding Interconnector Administrators and System Operators) to the Market Operator and the messages that the Market Operator (MO) submits in response.

2.1 COMMUNICATION CHANNELS

The Market Operator shall will allow communication with the Participants via three distinct Communication Channel types:

Type 1 Channel;

Type 2 Channel;

Type 3 Channel

Each Participant must designate and qualify for at least one of either Type 2 Channel or Type 3 Channel as described in the Agreed Procedure 3 “Communication Channel Qualification.”

The Data Transactions in scope of this Agreed Procedure are those that are sent via Type 2 Channel or Type 3 Channel as permitted under the Code.

Type 1 Channel communications are not covered in this Agreed Procedure.

2.1.1 Type 1 Channel

Manual communication consists of paper-based communications that are mailed, hand-delivered, or faxed to or by the Market Operator.

2.1.2 Type 2 Channel

Assisted (human to computer) communication consists of an interface provided by the Market Operator for an end-user to interact with. The current implementation consists of a set of web forms that the end-user can interact with, along with a web form to facilitate interaction via XML request/response files for certain Data Transactions.

For Type 2 Channel communication, Web Forms may be used to:

- upload previously prepared Data Transactions (excluding report requests); or
- enter and submit data directly via specific Web Forms.

2.1.3 Type 3 Channel

Automated (computer to computer) communication is currently implemented via Web Services.

Each Participant must designate and qualify for at least one of either Type 2 Channel or Type 3 Channel as described in the Agreed Procedure 3 “Communication Channel Qualification.” All Participants shall be qualified to communicate via the Type 1 Channel.

2.2 TIMING/SEQUENCING OF DATA TRANSACTION SUBMISSIONS

Data Transactions received by the Market Operator’s Isolated Market System are generally processed on a first come first served basis. However, to facilitate throughput of Data Transactions, various levels of parallelism and pooling are implemented, which could result in certain scenarios in which this sequencing cannot be guaranteed. Such instances include (without limitation):

Formatted: CER non-indent

Formatted: Bulleted + Level: 1 + Aligned at: 0" + Indent at: 0.25"

- The Isolated Market System operates across multiple Market Operator sites, each with a separate Web Interface system. As each Web Interface operates independently, sequencing of Data Transactions submitted concurrently will depend on the processing of each Data Transaction by the respective Web Interface.
- As Data Transactions covering the same data may be submitted via multiple communication channels at the same time, sequencing will depend on the processing of such Data Transactions by the Isolated Market System.

As a result of these scenarios where sequencing cannot be guaranteed, any specific Participant requirement around sequencing will need to be enforced by appropriate business and/or system processes implemented by the Participant. For example:

- A Market Participant wishing to use only the Type 3 Channel for a single user and login identifier could configure their systems such that each Data Transaction is submitted in sequence, with a Market Operator response required prior to submitting a subsequent Data Transaction.

Formatted: Bulleted + Level: 1 + Aligned at: 0" + Indent at: 0.25"

2.3 SUBMISSION OF PARTICIPANT DATA TRANSACTIONS

2.2.3.1 Key Participant Activities

The Each Participant may perform any of the following activities:

- Data submission;
- Data query and;
- Report query.

Formatted: Indent: Left: 0", Hanging: 0.3", No bullets or numbering

Formatted

Formatted: AP NUM HEAD 3

Formatted: Bulleted + Level: 1 + Aligned at: 0" + Indent at: 0.25"

2.3.2 Data Transaction Classes and Elements

Table 1 specifies each Class of Data Transaction covered under this Agreed Procedure and each constituent Element. Where a Participant submits Data Transactions via the Type 3 Channel, one or many Elements and/or one or many occurrence of these Elements may be included in the same Data Transaction, as per the sequence defined in Table 1. No Data Transaction may contain Elements from different Data Transaction classes. Additional restrictions are as follows:

1. Only one Settlement Reallocation Data Element may be included within any individual Data Transaction.
2. In the case of Settlement Report Data Transactions, a Participant shall be able to request a report (Settlement Statements, Invoices, etc.) or request a list of all available reports (a directory listing).

Formatted: CER BULLET 2

Table 1: Class and Element Mapping with Participant Activities

Class	Element	Element sequence within Class *	Relevant for Data Submission?	Relevant for Data Query?	Relevant for Report Query?
MPR	Application Data	1	Yes	Yes	
MPR	Users Data	2	Yes	Yes	
MPR	Contacts Data	3	Yes	Yes	
MPR	Bank Data	4	Yes	Yes	
MPR	Generator Parameters	5	Yes	Yes	
MPR	Load Parameters	6	Yes	Yes	
MI	Generator Offer Data	1	Yes	Yes	
MI	Generator Technical Offer Data	2	Yes	Yes	
MI	Demand Offer Data	3	Yes	Yes	

Class	Element	Element sequence within Class *	Relevant for Data Submission?	Relevant for Data Query?	Relevant for Report Query?
MI	Demand Technical Offer Data	4	Yes	Yes	
MI	Validation Technical Offer Data Choice	5	Yes	Yes	
MI	Settlement Reallocation Data	6	Yes	Yes	
MI	Interconnector Offer Data	7	Yes	Yes	
MI	MI Reports				Yes
STL	Settlement Statements				Yes
STL	Participant Information Report				Yes
STL	Settlement Reallocation				Yes
STL	Invoicing Data				Yes

* Where submitted within a single message

Formatted: CER BULLET 2

The classes of Data Transaction covered under this Agreed Procedure and their constituent elements are:

Class	Element	Available Transactions
MPR	Application Data	Data submission or data query
	Contacts Data	Data submission or data query
	Users Data	Data submission or data query
	Bank Data	Data submission or data query
	Unit (Resource) Data	Data submission or data query
MI	Generator Offer Data	Data submission or data query
	Load Bid Data (for Demand Side Unit)	Data submission or data query
	Interconnector Offer Data	Data submission or data query
	Settlement Reallocation Data	Data submission or data query
	MI Reports	Report query
STL	Settlement Statements	Report query
	Participant Information Report	Report query
	Settlement Reallocation	Report query
	Invoicing Data	Report query

Further information on the data that makes up each of these [Elements](#) can be found [in Appendix 2 of in this Agreed Procedure, Business Data Contained In Each Element.](#)

[Subject to the restrictions below, where the Participant is submitting Data Transactions via a Type 3 Channel it is possible to include multiple elements in the same Data Transaction. However each of these Data Transactions can only contain elements of the same Data Transaction class. Additional restrictions are outlined below.](#)

~~A Data Transaction (or message) can contain one or many elements and/or one or many occurrence of these elements provided that:~~

~~Elements all belong to the same class, e.g. Application Data is not included with Generator Offer Data in the same Data Transaction.~~

~~Within each individual message, elements must occur in a defined order.~~

~~MPR Elements when submitted together, should be in the following sequence:~~

~~Application Data
Contacts Data
Users Data
Bank Data
Unit (Resource) Data~~

~~MI Elements submitted together, should be in the following sequence:~~

~~Generator Offer Data
Load Bid Data (for Demand Side Units)
Interconnector Offer Data
Settlement Reallocation Data~~

~~In addition:~~

~~An Accepted Settlement Reallocation Transaction will have effect in addition to any other Settlement Reallocation Transaction that has been Accepted in respect of the same Participants and Trading Period~~

~~Only one Settlement Reallocation Data element is allowed per Data Transaction. For the avoidance of doubt, and subject to the provisions of the Code relating to Settlement Reallocations Agreements, a Participant is capable of submitting more than one Settlement Reallocation per Trading Period. A Participant is also permitted to submit Settlement Reallocations between their own Supplier Units and Generator Units.~~

~~In the case of Settlement Report Data Transactions it is possible to request a report (Settlement Statements, Invoices, etc.) or a list of all available reports (a directory listing)~~

~~The Code requires Participants to submit and keep under review Default Data for all Generator Units. The application of Default Data is described in the sections below.~~

2.3.3 Data Transaction Identifiers

Data Transaction identifiers may be submitted by Participants as part of messages that contain Data Transactions, in accordance with the following:

1. **Data submission** - When submitting Data Transactions containing Elements which belong to the "MI" Class (with the exception of MI Report requests), a Participant may include an External ID. Any External ID that is submitted as part of a Data Transaction and is received by the Market Operator's Isolated Market System shall be included within the response message.
2. **Data query** - When submitting a data query, a Participant may not include an External ID as part of the associated message. Where an External ID has been stored as the result of an Accepted Data Transaction, the Market Operator shall include such External ID in the response message to a data query.

Formatted: Indent: First line: 0", Tab stops: Not at 0.3"

Formatted: Numbered + Level: 1 + Numbering Style: 1, 2, 3, ... + Start at: 1 + Alignment: Left + Aligned at: 0" + Tab after: 0.3" + Indent at: 0.3"

2.3.4 Data Transaction Validation

Upon submission of a Data Transaction by a Sending Party, the Central Market System shall perform high level validations to ensure that:

1. The submitted message containing the Data Transaction is correctly formatted;
2. The Sending Party is authorised to submit the Data Transaction (including Digital Signature);
3. The Data Transaction is submitted within the required timeframes (as summarised in section 2.3.4); and
4. All required data are present.

Further details on the rules governing the format, content and validation of Data Transactions and response messages are available in the Interface Documentation Set.

~~When submitting Data Transactions containing MI elements, (with the exception of MI Report requests), the Participant can include an External ID.~~

~~When submitting a data query, the Participant cannot include an External ID.~~

~~The Market Operator shall include an External ID in the response message to a data query where the External ID has been stored as part of an Accepted Data Transaction.~~

~~The Market Systems will perform high level validations to ensure:~~

~~The message is correctly formatted;~~

~~The Participant is authorised to submit the Data Transaction;~~

~~The Data Transaction is submitted within the required timeframes;~~

~~That all required data is present;~~

2.3.5 Data Transactions: submission timescales

The timescales within which Data Transactions can be submitted differ by Data Transaction, where the start and end times are as defined in Table 2.

Table 2: Submission Windows

Submission Window	Start Time	End Time
EA1 Gate Window	06:00, 29 days prior to the Trading Day.	09:30 on the day prior to the Trading Day
EA2 Gate Window	09:30 on the day prior to the Trading Day	11:30 on the day prior to the Trading Day
WD1 Gate Window	11:30 on the day prior to the Trading Day	08:00 on the Trading Day
Query Data window	Once Accepted	23:59, 7 days after the Trading Day No end time, although subject to data availability
Settlement Reallocation window	06:00, 29 days prior to the Trading Day.	10:00 on the day prior to the Invoice Day
Standing Data window	At any time, following Effective Date of Generator Unit	At any time, following Effective Date of Generator Unit

Table 3 describes the submission windows applicable to various Data Transactions.

Table 3: Data Submission Timescales

Data Transaction	Permitted Submission Window(s)
------------------	--------------------------------

Formatted: Numbered + Level: 1 + Numbering Style: 1, 2, 3, ... + Start at: 1 + Alignment: Left + Aligned at: 0" + Tab after: 0.3" + Indent at: 0.3"

Formatted: Tab stops: Not at 0.3"

Formatted: Outline numbered + Level: 3 + Numbering Style: 1, 2, 3, ... + Start at: 1 + Alignment: Left + Aligned at: 0" + Tab after: 0.59" + Indent at: 0.59"

Formatted: Font: Not Bold

Formatted: Tab stops: Not at 0.3"

<u>Data Transaction</u>	<u>Permitted Submission Window(s)</u>
Commercial Offer Data – Default Data Commercial Offer Data – Normal Submission Technical Offer Data – Default Data Technical Offer Data – Normal Submission of non-Validation Technical Offer Data elements that are not Forecast Availability, Minimum Stable Generation and Minimum Output Technical Offer Data – Forecast Availability, Minimum Stable Generation and Minimum Output Registration Data / Validation Registration Data Technical Offer Data – Validation Technical Offer Data Set Selection	EA1 Gate Window
Commercial Offer Data – Normal Submission Technical Offer Data – Forecast Availability, Minimum Stable Generation and Minimum Output Technical Offer Data – Validation Technical Offer Data Set Selection	EA2 Gate Window
Commercial Offer Data – Normal Submission Technical Offer Data – Forecast Availability, Minimum Stable Generation and Minimum Output	WD1 Gate Window
Settlement Reallocation	Settlement Reallocation window
Data Query	Data Query window
Commercial Offer Data – Standing Data Technical Offer Data – Standing Data	Standing Data window

2.4 APPROVAL OF DATA TRANSACTIONS

This section describes the timelines associated with the approval of different Data Transactions and their Elements. Various Data Transactions contain Elements which require more time than others for Market Operator approval (including System Operator approval as appropriate). These are described in Table 4.

Table 4: Data Transaction Approval Requirements

<u>Class</u>	<u>Element</u>	<u>Approval Requirements</u>
MPR	Application Data	<p>Approval of the Application Data Element as part of the MPR Class is initially performed by the Market Operator during Participant Registration using the Type 1 Channel. (It forms part of the Unit Data spreadsheet in the Registration Pack). Once submitted, this Element has an approval lead time of up to two Working Days from the date of submission.</p> <p>All subsequent updates are submitted by the relevant Participant via either Type 2 or Type 3 Channels.</p>
MPR	Users Data	<p>Approval of the Users Data Element as part of the MPR Class is initially performed by the Market Operator during Participant Registration using the Type 1 Channel. (It forms part of the Unit Data spreadsheet in the Registration Pack). Once submitted, this Element has an approval lead time of up to two Working Days from the date of submission.</p> <p>All subsequent updates are submitted by the relevant Participant via either Type 2 or Type 3 Channels.</p>

Formatted: Space Before: 0 pt, After: 0 pt

Class	Element	Approval Requirements
MPR	Contacts Data	<p>Approval of the Contacts Data Element as part of the MPR Class is initially performed by the Market Operator during Participant Registration using the Type 1 Channel. (It forms part of the Unit Data spreadsheet in the Registration Pack). Once submitted, this Element has an approval lead time of up to two Working Days from the date of submission.</p> <p>All subsequent updates are submitted by the relevant Participant via either Type 2 or Type 3 Channels.</p>
MPR	Bank Data	<p>Approval of the Bank element as part of the MPR Class is initially performed by the Market Operator during Participant Registration using the Type 1 Channel. In particular, initial Authorised signatories will be notified to Market Operator during Participant Registration and will be confirmed in hard copy format in accordance with the format as specified in Appendix 4 of this document.</p> <p>All subsequent updates are submitted by the relevant Participant via either Type 2 or Type 3 Channels, with an approval lead time of up to two Working Days from the date of submission. Once updates are submitted, the Market Operator will confirm the authorisation of changes with the Participant in accordance with the process as set out in section 3.2, including via hard copy format exchanged in accordance with the format as specified in Appendix 4 of this document.</p>
MPR	Generator Parameters / Load Parameters	<p>Approval of the Element data items is initially performed by the Market Operator during Participant Registration using the Type 1 Channel. All subsequent updates are via the Type 2 Channel or Type 3 Channel, with specific approval provisions as detailed below.</p> <p>Maximum Generation (Registered Capacity) Where an update to Maximum Generation (Registered Capacity) for an Aggregated Generator Unit has arisen from a change in the number of individual Generation Sites associated with the Aggregated Generator Unit in question, the process set out in Section 2.6 of Agreed Procedure 1 "Participant and Unit Registration and Deregistration" shall apply before the relevant Technical Offer Data Transaction is altered.</p> <p>Qualified Communication Channel Approval time of at least one Working Day from the date of submission.</p> <p>Any of the following values: Resource Type, Resource Name, IM Resource Name, Connection Point, Connection Type, Connection Agreement, Fuel Type, Netting Generator Flag, Physical Location ID, Unit Location ID, Station name, Station Identifier, Station Address line 1, Station Address line 2, Registered Firm Capacity, Non-Firm Access Quantity, Old Resource Flag, Old Resource Name, Old Participant Name, Jurisdiction, Trading Site Name, Data Exchange Test, EB Licence number, Electricity Commission Licence Effective Date, Electricity Commission Licence Expiration Date, Default Data Submission, Priority Dispatch Flag. Approval time of at least 29 days from the date of submission.</p> <p>Unit Under Test Start Date Effective Date at least 5 Working Days from date of submission</p> <p>Unit Under Test End Date Effective date at least 2 Working Days from date of submission</p> <p>All Other Data Items No separate approval required, however must have an Effective Date of the next Trading Day.</p>

The processing windows during which Data Transactions can be submitted are outlined in the table below:

Market Window			
Transactions	Start Time	End Time	Comments
Submit Trading Day Data	06:00 AM on TD-29(GC-28)	10:00 AM on TD-1	The data submission window opens at 06:00 AM 28 days before Gate Closure (GC), and closes on Trading Day (TD) — 1 at 10:00 AM
Query Data submitted	as available	23:59 PM on TD+7	Data may be Queried according to the Submit timeline, with this functionality being available for an additional 7 days after the Trading Day (TD)
Submit Settlement Reallocation	06:00 AM on TD-29 (GC-28)	10:00 AM on Invoice Day — 1	The Settlement Re-allocation data submission window opens as above and closes one day before the issue of the invoice on which the reallocation is to be included (Billing Period/Capacity Period plus 4 working days)
Submit Standing Data	N/A	N/A	The submission of standing data window is always open — albeit only to be used for Market Submission Windows to be opened in the future

Table 1: Market Interface — Market Windows

The table below describes the timelines associated with different Data Transactions and their elements. Certain data submissions require more time than others for Market Operator approval. These include certain data submissions relating to Validation Technical Offer Data which must be assessed by the System Operator to inform the Market Operator approval process. The timeline below gives an indication of approval times expected to be required by the Market Operator.

For data queries and report queries no Market Operator approval is required.

Data Transaction	Class	Element of Data Transaction	Timeline
Data submission			
	MPR	Unit (Resource) Data	<p>Can be submitted anytime before Gate Closure with effective date the next Trading Day with the following exceptions:</p> <p><u>Up to 09:50 on the Day prior to the start of the Trading Day</u>, the Participant may select an Approved Validation Data Set</p> <p><u>Approval time up to 10 days from date of submission: Validation Data Set</u></p> <p>Where an update to Maximum Generation (Registered Capacity) for an Aggregated Generator Unit has arisen from a change in the number of individual Generation Sites include within the Unit in question, the process set out in Section 2.6 of Agreed Procedure 1 "Participant and Unit Registration and Deregistration" shall apply in advance of the process to alter to the relevant Technical Offer Data Transaction described immediately above.</p> <p>Approval time of at least 1 Working Day from date of submission</p> <p>Qualified Communication Channel</p> <p>Effective date at least 2 Working Days from date of submission</p> <p>Unit Under Test End Date</p> <p>Effective Date at least 5 Working Days from date of submission</p> <p>Unit Under Test Start Date</p> <p>Effective date at least 28 days from date of submission</p> <p>Priority Dispatch flag</p>

Data Transaction	Class	Element of Data Transaction	Timeline
			Approval time up to 28 days from date of submission; Validation Registration Data IM Resource Name; Performed initially during Participant Registration using Type 1 Channel, subsequent updates via Type 2 or Type 3 Channel
	MPR	Application Data	Can be submitted anytime before Gate Closure with approval time of up to 2 Working Days from date of submission. Performed initially during Participant Registration using Type 1 Channel, subsequent updates via Type 2 or Type 3 Channel.
	MPR	Contacts Data	Can be submitted anytime before Gate Closure with approval time of up to 2 Working Days from date of submission. Performed initially during Participant Registration using Type 1 Channel, subsequent updates via Type 2 or Type 3 Channel.
	MPR	Users Data	Can be submitted anytime before Gate Closure with approval time of up to 2 Working Days from date of submission Performed initially during Participant Registration using Type 1 Channel, subsequent updates via Type 2 or Type 3 Channel.
	MPR	Bank Data	Can be submitted anytime before Gate Closure with approval time of up to 2 Working Days from date of submission. This assumes that Participant has agreed all of this data with their bank prior to submission to the Market Operator. Additionally the Market Operator must confirm the authorisation to change the details by completing the steps in table 1A – Authorisation to change Banking Details. Performed initially during Participant Registration using Type 1 Channel, subsequent updates via Type 2 or Type 3 Channel. which will be confirmed via Type 1 Channel by MO and verified

Formatted: Normal, Space Before: 0 pt, After: 0 pt

Data Transaction	Class	Element of Data Transaction	Timeline
			by MP by way of a hard copy submission. Initial Authorised signatories will be notified to MO during Participant Registration, changes to authorised signatories will be notified with the submission of a hard copy and the format specified in Appendix 4 and the steps outlined in Table 1A will be followed.
	MI	Generator Offer Data	Anytime before Gate Closure Performed initially during Unit Registration to register the Standing Offer Data using Type 1 Channel, subsequent updates via Type 2 or Type3 Channel Refer to section 2.4 of this document related to default rules
	MI	Load Bid Data (for Demand Side Unit)	Anytime before Gate Closure Performed initially during Unit Registration to register the Standing Offer Data using Type 1 Channel, subsequent updates via Type 2 or Type3 Channel Refer to section 2.4 of this document related to default rules
	MI	Interconnector Offer Data	Anytime before Gate Closure
	MI	Settlement Reallocation Data	Up to 1 Working Day before Invoice date. There is no registration data related to Settlement Reallocation
Data query			
	MPR	Application Data	Anytime. Data returned is that which is valid for the relevant date queried
	MPR	Contacts Data	Anytime. Data returned is that which is valid for the relevant date queried
	MPR	Users Data	Anytime. Data returned is that which is valid for the relevant date queried
	MPR	Bank Data	Anytime. Data returned is that which is valid for the relevant date queried
	MPR	Unit (Resource) Data	Anytime. Data returned is that which is valid for the relevant date queried
	MI	Generator Offer Data	Anytime but limited to 1 months worth of data in the past
	MI	Load Bid Data (for Demand Side Unit)	Anytime but limited to 1 months worth of data in the past
	MI	Interconnector Offer Data	Anytime but limited to 1 months worth of data in the past

Data Transaction	Class	Element of Data Transaction	Timeline
	MI	Settlement Reallocation Data	Anytime but limited to limited to 2 years worth of data in the past
Report query			
	STL	Settlement Reports	Anytime, but limited to 1 month in the past for daily and weekly reports and limited to 2 years in the past for monthly and annual reports
	MI	All reports (except Settlement Reports)	Anytime, but limited to 1 month in the past for daily and weekly reports and limited to 2 years in the past for monthly and annual reports

Table 1a – Authorisation to change Banking Details

Step	MO Action	MP Action
Step 1	-	MP sends in revised banking details using type 2 or type 3 channel
Step 2	MO faxes the proposed revised banking details, to the fax number specified in the appendix 4 document, for authorisation to MP using type 1 channel (template fax in Appendix 3)	
Step 3		MP verifies that banking details on fax match revised banking details by adding A and B signatures of authorised personnel and submits this document in its original form to MO by registered post.
Step 4	MO verifies that signatures on fax (returned by registered post) match their copy of authorised signatures (hardcopy of template in Appendix 4)	-
Step 5	MO faxes or emails MP (as specified on Appendix 4) to confirm Banking details have been verified and will be changed on the effective date provide in the banking details.	-
Step 6	MO changes Banking details within 5 working days of the banking details being verified. With effect from the effective date provided in the banking detail changes.	
Step 7		If MP wants to change Authorised signatories then they must re-submit the details with the form shown in Appendix 4 by submitting it in its original form by registered post.
Step 8	MO faxes or emails MP (as specified on Appendix 4) to confirm receipt of updated Authorised signatories. MO uses latest authorised signatures for any future change to banking details.	

2.32.5 ~~TABLE 2~~ DATA SUBMISSION ~~TIMELINES~~: MARKET OPERATOR RESPONSE MESSAGES ~~FROM THE MO~~

For all Type 3 Channel communications and for all Type 2 Channel communications that involve uploading an xml file to the Market Operator, the ~~sender~~ Sending Party shall will receive a response message from the Market Operator's Isolated Market System ~~as per the detailed in Table 5~~ below.

For Type 2 Channel ~~submissions using interactions via~~ Web Forms, the responses will be displayed on the screen.

Table 5: Data Transaction Market Operator Response Messages

Class	Request	Response if Valid	Response if Invalid
MI (not MI Reports)	Submit	Original Data , Processing Statistics and Messages	Original Data , Processing Statistics and Messages
MI (not MI Reports)	Query	Original Data , Processing Statistics and Messages	Original Data , Processing Statistics and Messages
MPR	Submit	Original Data , Processing Statistics and Messages	Original Data , Processing Statistics and Messages
MPR	Query	Original Data and Messages	Original Data and Messages
MI Report	List Reports	Original Data and Messages	Original Data and Messages
MI Report	Report	Report	Original Data and Messages
STL	List Reports	File List	Empty List
STL	Report	File	<ol style="list-style-type: none"> 1. Requested File not found 2. Invalid Filename 3. XML request not well formed 4. There was an error processing the request 5. Invalid request type

Formatted: Font: 9 pt

Formatted: Numbered + Level: 1 +
Numbering Style: 1, 2, 3, ... + Start at: 1 +
Alignment: Left + Aligned at: 0" + Tab after:
0.3" + Indent at: 0.3"

Class	Request	Request Response Valid	Response Invalid
MI (not MI Reports)	Submit	Original Data , Processing Statistics and Messages	
MI (not MI Reports)	Query	Original Data , Processing Statistics and Messages	
MPR	Submit	Original Data , Processing Statistics and Messages	
MPR	Query	Original Data and Messages	
MI Report	List Reports	Original Data and Messages	
MI Report	Report	Report	Original Data and Messages
STL	List Reports	File List	Empty List

STL	Report	File	<p>Requested File not found</p> <p>Invalid Filename</p> <p>XML request not well formed</p> <p>There was an error processing the request</p> <p>Invalid request type</p>
-----	--------	------	---

The response message, which includes the Confirmation Notice for the Data Transaction and the Validation Notice/Rejection Notice for each element within the Data Transaction, will be automatically submitted by the Market Operator when a Data Transaction occurs. If the expected response is not received within an acceptable timeframe the Participant should check their internet connection and systems. If this does not reveal an issue the Participant should contact the Help Desk.

Agreed Procedure 7 "Emergency Communications" details emergency communications and the required notification processes.

Each response message shall include the Confirmation Notice for the Data Transaction and the Validation Notice/Rejection Notice for each element within the Data Transaction. Such response message shall be automatically submitted by the Market Operator when a Data Transaction is received. If an expected response message is not received within an acceptable timeframe, the affected Participant shall check their internet connection and systems and contact the Help Desk. In the event that such check does not resolve the issue, Agreed Procedure 7, "Emergency Communications" provides details of emergency communications and the associated notification processes.

2.42.6 DEFAULT DATA RULES RELATED TO OFFER DATA SUBMISSION

2.4.12.6.1 Introduction

Default Data comprises As an introduction to the terminology used below, Technical Offer Data (TOD) and Commercial Offer Data (COD), which are categories of Offer Data as set out in the Code.

Default rules for TOD and COD apply for Generator Units are applied, unless otherwise specified in the Code, in order to ensure that valid TOD or COD will be available at Gate Window Closure. Default Data comprises various data items of Commercial Offer Data, Technical Offer Data and Registration Data.

2.6.2 Registration Default Data

Registration Default Data refers to business data, in the Generator Parameters or Load Parameters Element (as detailed in Business Data Contained in Each Element). It is not anticipated that Registration Default TOD will change on a regular basis and is considered similar to static data.

Initial Submissions of Registration Default Data at Unit Registration

Registration Default Data must be submitted during Unit Registration. Once approved by the Market Operator, this Registration Default Data will apply from the first Trading Day of participation in respect of the Unit and will be effective indefinitely, until updates are submitted and approved.

In respect of Technical Offer Data, the following will be submitted as part of Unit Registration:

- a set choice via the Validation Data Sets web page (Validation Technical Offer Data).

Formatted: Not Highlight
Formatted: Font color: Auto
Field Code Changed
Formatted: CER non-indent
Formatted: Font color: Black
Formatted: Font color: Black
Formatted: Font color: Black
Formatted: CER non-indent, Indent: Left: 0"
Formatted: Font color: Black
Formatted: Font color: Black
Formatted: Font color: Black
Formatted: CER NON INDENT BULLET, Bulleted + Level: 1 + Aligned at: 0" + Indent at: 0.25"

- Registration TOD via the Standing Offer Data channel.

Submissions of Updates to Registration Default Data

Registration Default Data can be updated by a Participant at any time, by submitting new Registration Default Data (comprising the Generator Parameters Element or Load Parameters Element). Once approved, the Registration Default Data will be applicable from an 'Effective From' date as specified in the Data Transaction.

All COD, including of Default Data, will be submitted via the Standing Offer Data and Offer Data channels. There will be two subsets of TOD submitted, a set choice via the Validation Data Sets web page (Validation Technical Offer Data) and additional TOD via the Standing Offer Data and Offer Data channels.

2.6.3 Standing Offer Data

Standing Offer Data comprises Generator Offer Data and Demand Offer Data Elements (as detailed in ~~0APPENDIX 2: Business Data Contained in Each Element~~~~Business Data Contained in Each Element~~). Standing Offer Data is comprised of both Commercial Offer Data and Technical Offer Data items, and is utilised as Starting Gate Window Data in respect of the Ex Ante One MSP Software Run to ensure that there is always valid Offer Data available for a Generator Unit (as described in section 2.6.52.6.52.6.4).

Standing Offer Data has a Day Type Parameter which defines generic calendar days for which the registered data will apply. The Day Type Parameter in respect of Standing Data may have one of the values SUN, MON, TUE, WED, THU, FRI, SAT or ALL.

1. Where the Day Type Parameter has value "ALL", the corresponding Standing Data shall:
 - a. apply to any date where Standing Offer Data does not have a Day Type Parameter that is set to "ALL"; and
 - b. have no Expiry Date.
2. Where the Day Type Parameter does not have value "ALL", the corresponding data may have an optional associated Expiry Date which shall be defined by the Participant upon submission.
 - a. If no Expiry Date is associated with the Standing Data set, the values shall be used indefinitely by the Market Operator for the relevant calendar day which corresponds with the Day Type Parameter value.
 - b. Following the Expiry Date for a given set of Standing Data with a particular Day Type Parameter value, the Market Operator shall not utilise the data as Default Data for the associated Generator Unit.

Standing Offer Data is initially created as part of the Unit Registration process and may be updated following Communication Channel Qualification (i.e. when access to the Central Market Systems is granted to a Participant by the Market Operator).

The earliest effective date for a Standing Offer Data submission is Current Day + 29 days. In the event that Data Conversion (i.e. changing Standing Offer Data to Commercial Offer Data and Technical Offer Data at the relevant Submission Window opening) fails, the Market Operator shall contact the Participant to add Commercial Offer Data and Technical Offer Data and update Standing Offer Data if appropriate, with an aim to resolve the situation within 5 Working Days.

Formatted: Font color: Black

Formatted: CER non-indent

Formatted: Font color: Black

Formatted: Font color: Black

Formatted: Font color: Black

Formatted: Font color: Black

Formatted: Font color: Black

Formatted: Font color: Black

Formatted: Font color: Black

Formatted: Font color: Black

Formatted: Font color: Black

Formatted: Numbered + Level: 1 +
Numbering Style: 1, 2, 3, ... + Start at: 1 +
Alignment: Left + Aligned at: 0" + Tab after:
0.3" + Indent at: 0.3"

Formatted: Numbered + Level: 1 +
Numbering Style: 1, 2, 3, ... + Start at: 1 +
Alignment: Left + Aligned at: 0" + Tab after:
0.3" + Indent at: 0.3"

Formatted: Font color: Black, Not Highlight

Formatted: Font color: Black, Not Highlight

2.6.4 Submission of Standing Offer Data, Commercial and Technical Offer Data

Standing Offer Data and /or Commercial and Technical Offer Data must be submitted by Participants using the relevant designated Communication Channels.

1. As part of the initial registration (as described in Agreed Procedure 1 "Participant and Unit Registration and Deregistration"), the Market Operator will enter Standing Offer Data and/or Commercial and Technical Offer Data on behalf of all Participants.
2. Where emergency communications are required (process in Agreed Procedure 7 "Emergency Communication"), the Market Operator will enter Standing Offer Data and/or Commercial and Technical Offer Data on behalf of any affected Participant.
3. In all other circumstances, the Market Operator shall not enter Standing Offer Data or Commercial and Technical Offer Data on behalf of Participants. If a Participant fails to submit Offer Data for a particular Trading Day then Starting Gate Window Data shall be used as outlined in Section 2.6.5.

Formatted: Numbered + Level: 1 +
Numbering Style: 1, 2, 3, ... + Start at: 1 +
Alignment: Left + Aligned at: 0" + Tab after:
0.3" + Indent at: 0.3"

Formatted: Numbered + Level: 1 +
Numbering Style: 1, 2, 3, ... + Start at: 1 +
Alignment: Left + Aligned at: 0" + Tab after:
0.3" + Indent at: 0.3"

2.6.5 Starting Gate Window Data

For each Gate Window, the Starting Gate Window Data shall be defined as in Table 6 and shall be the Default Data in respect of the Gate Window in the event that no Data Transactions including the required data items are Accepted within the associated Gate Window.

Table 6: Starting Gate Window Data

Gate Window	Starting Gate Window Data
EA1	<ul style="list-style-type: none">• Commercial and Technical Data if Accepted within the EA1 Gate Window; or• Standing Offer Data with Day Type Parameter corresponding to the relevant Trading Day, if such data is registered; or• Standing Offer Data with Day Type Parameter "ALL".
EA2	<ul style="list-style-type: none">• Commercial and Technical Data if Accepted within the EA2 Gate Window; or• Accepted data as at the EA1 Gate Window Closure.
WD1	<ul style="list-style-type: none">• Commercial and Technical Data if Accepted within the WD1 Gate Window; or• Accepted data as at the EA2 Gate Window Closure.

The rules the Participant must follow, and the MO will apply to ensure valid Offer Data are available, are supported by rules around the submission and validation timelines of Offer Data. These rules are described in the following sections.

Definitions of Offer Data types:

Registration Default Data: refers to the data (submitted using the Unit (Resource) Data Element¹) which must be submitted by Participants during Unit Registration and Approved by the relevant System Operator to apply from the first Trading Day of participation. Any future updates to this Registration Default Data, must be provided by the Participants and approved by the Market Operator and relevant System Operator (using the high level validation in section 2.2.2.2 of this AP and Section 3 of the Code). Because there is always active approved Registration Default Data, this meets the Default Data requirements in the Code.

Formatted: No underline, Font color: Auto

Formatted: No underline, Font color: Auto

Formatted: No underline, Font color: Auto

Standing Offer Data: refers to TOD and COD (submitted using the appropriate² elements) which must be submitted by Participants during Unit Registration to apply from the first Trading Day of participation. For any future updates to this Standing Offer Data, Participants must submit Standing Offer Data prior to the opening of the Market Submission Window.

¹ Refer to section 02.2

² 'Generator Offer Data', 'Load Bid Data', 'Interconnector Offer Data'

Trading Offer Data: refers to the daily submission of COD and TOD (that is not Validation Technical Offer Data) from Participants which can occur within the Market Submission Window (i.e. from 06:00 29 days before Gate Closure to Gate Closure) and will be applicable for the Trading Day specified in the Data Transaction.

Formatted: No underline, Font color: Auto

Validation Data Set: as defined in the Code.

As approved Standing Offer Data will be converted to Trading Offer Data at Market Submission Window opening, submissions of Trading Offer Data will always be an update to Offer Data.

For the avoidance of doubt, all COD, including Default Data, will be submitted via the Standing Offer Data and Trading Offer Data channels. There will be two subsets of TOD submitted, a set choice some via the Validation Data Sets web page (Validation Technical Offer Data) and additional TOD some via the Standing Offer Data and Trading Offer Data channels. Details of with which interface TOD are submitted is provided in Appendix B of this Agreed Procedure.

Formatted: No underline, Font color: Auto

The high level validations mentioned in section 2.2 apply to Offer Data at the point of submission.

The submission timeline rules applying to the different types of Offer Data are described in the following sections and are summarised in the Default Rules Diagram below.

The following sections outline how the Default Data for Commercial Offer Data and Technical Offer Data, as defined in the Code, are supported in the Market Operator's Isolated Market System through a combination of functionality called Registration Default TOD, Standing Offer Data and Trading Offer Data.

2.6.6 Validation Technical Offer Data:

Formatted: AP NUM HEAD 3

2.6.6.1 Submission of Validation Data Sets:

Formatted: AP NUM HEAD 4

Participants may create up to six Validation Data Sets (VDS) via the MPI. The VDS designated number "one" is designated the "Default" set. Participants may submit each of the six Validation Data Sets via the MPI "Validation Data Sets" web page. Upon receipt of a new Validation Data Set, the Market Operator will forward the set to the System Operator (SO) for approval. If approval is received, the Market Operator shall approve the Validation Data Set through the MOI displays. Thereafter, the Validation Data Set will be identified using its VDS set number.

2.6.6.2 Choice of Validation Data Sets for a Gate Window:

Formatted: AP NUM HEAD 4

In submitting a Validation Data Set selection to a particular Gate Window, Participants may submit three values: a Trading Day, Validation Data Set Number designating the VDS selected for that respective Trading Day and an identifier of the Gate Window to which the Validation Data Set selection relates. This data will be submitted via the Validation Data Sets web page or via Type 3 communication.

This data will be accepted up to 10 minutes prior to Gate Window Closure, for -

Choices of VDSs may be for the EA1 and EA2 Gate Windows only. Following 10 minutes prior to the relevant Gate Window Closure, Participants will be blocked from making any further choice of Validation Data Set data for a given Gate Window. In the event that a

Participant does not make an explicit VDS number choice for a given Gate Window, the Default Data shall apply.

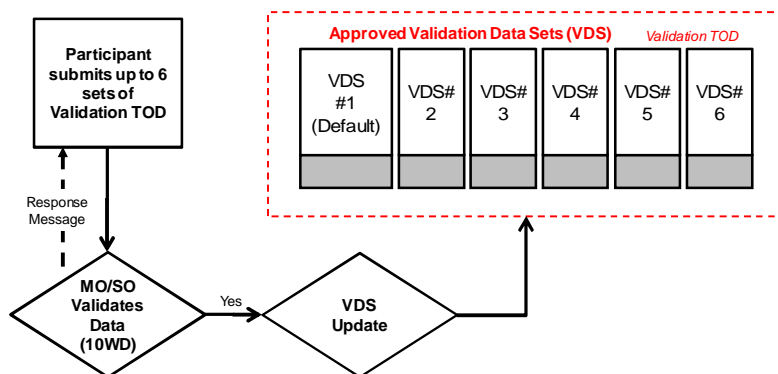
Participants may upload each of the Validation Data Sets -via file upload in the browser as well as via programmatic communication (such as through the toolkit).

10 minutes prior to Gate Window Closure, Participants will be blocked from making any further choice of Validation Data Set data for a given Gate Window. If a Participant does not make an explicit VDS number choice for a given Gate Window, the Contingency data rules apply as specified in ?????.

2.6.6.3 Change of Validation Data Set:

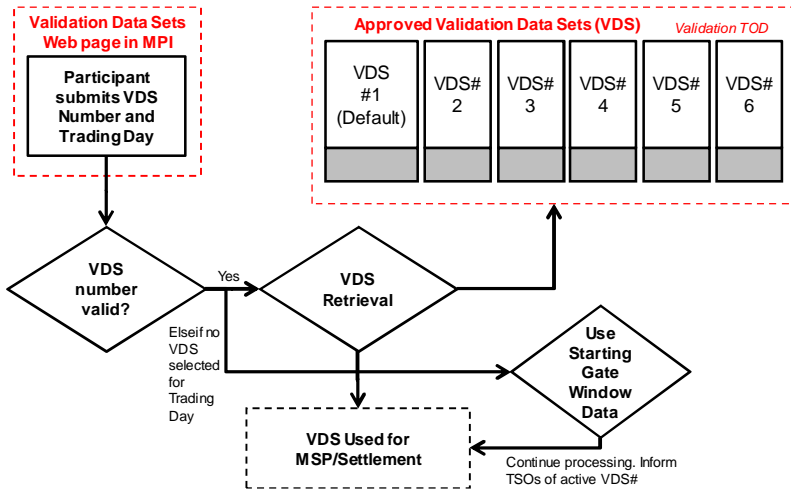
If a Participant wishes to change the data elements of one of its six Validation Data Sets, it may do so using the "Submission of Validation Data Sets" process above. There is an approval time of up to ten days for changes to VDSs.

Initial set-up of 6 Validation Data Sets

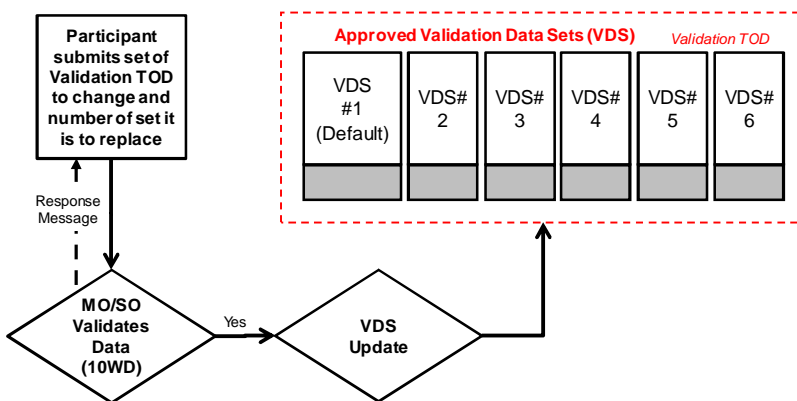


Daily Choice of Validation Data Sets

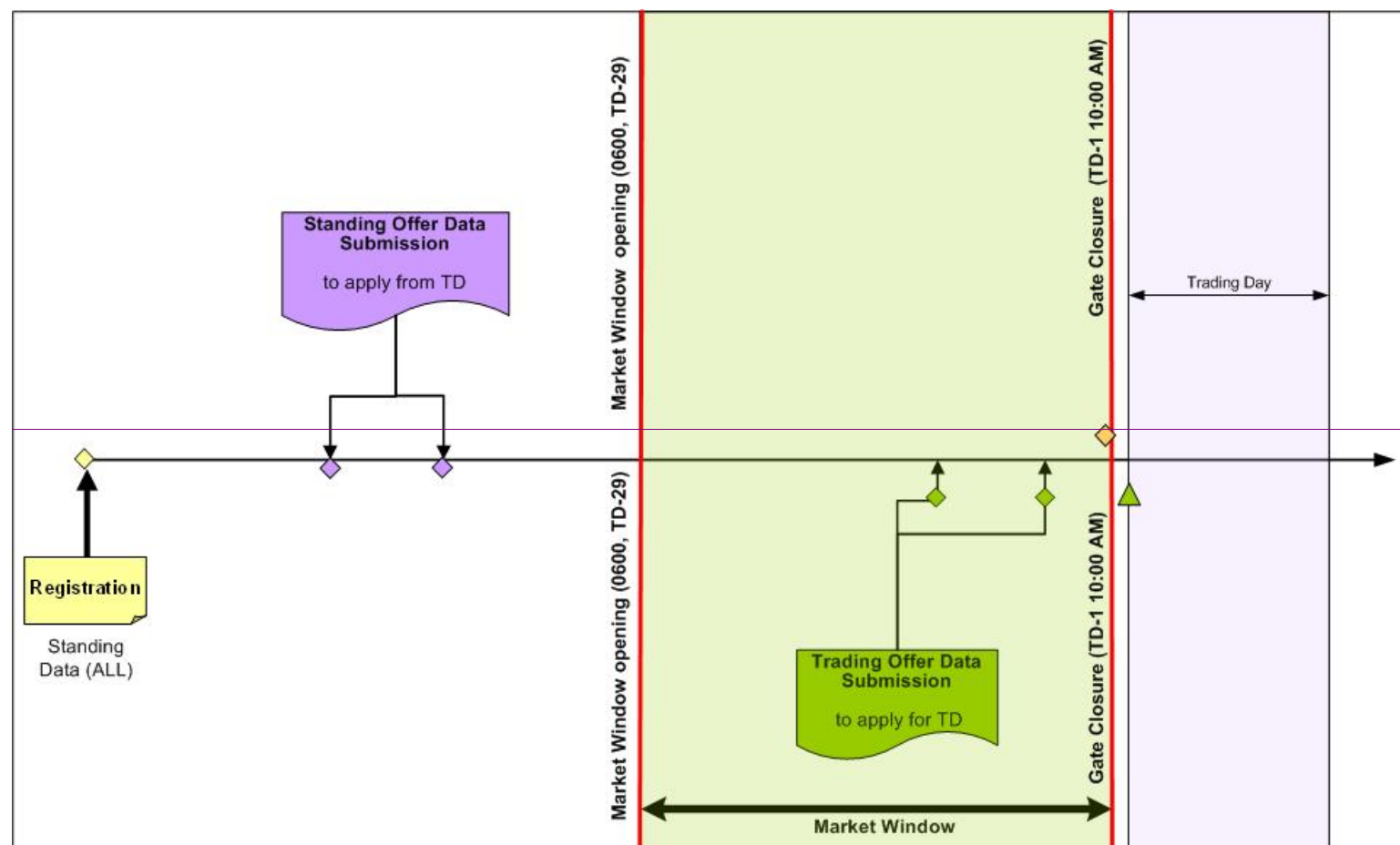
Formatted: AP NUM HEAD 4



Validation Data Set Update



2.4.2 Default Rules Diagram



2.4.3 Registration Default Data

Registration Default Data refers to business data, in the Unit (Resource) Data element (as detailed in ~~Business Data Contained in Each Element~~ Business Data Contained In Each Element). It is not anticipated that Registration Default TOD will change on a regular basis and is considered similar to static data.

Submissions at Unit Registration

Registration Default Data must be submitted during Unit Registration. Once approved by the Market Operator, this data will apply from the first Trading Day of participation and will continue to be effective indefinitely, or until updates are submitted and approved.

Submissions of Updates

Registration Default Data can be updated at anytime by submitting new Registration Default Data, and once approved will be applicable from an 'Effective From' date specified in the Data Transaction. The 'Effective From' must comply with

Formatted: Width: 8.27", Height: 11.69"

Formatted: Font color: Auto

Formatted: Default Paragraph Font, Font color: Black

Formatted: CER non-indent, Indent: Left: 0"

Formatted: Default Paragraph Font, Font color: Black

Table 1a—Authorisation to change Banking Details

Step	MO Action	MP Action
Step 1	-	MP sends in revised banking details using type 2 or type 3 channel
Step 2	MO faxes the proposed revised banking details, to the fax number specified in the appendix 4 document, for authorisation to MP using type 1 channel (template fax in Appendix 3)	
Step 3		MP verifies that banking details on fax match revised banking details by adding A and B signatures of authorised personnel and submits this document in its original form to MO by registered post.
Step 4	MO verifies that signatures on fax (returned by registered post) match their copy of authorised signatures (hardcopy of template in Appendix 4)	-
Step 5	MO faxes or emails MP (as specified on Appendix 4) to confirm Banking details have been verified and will be changed on the effective date provide in the banking details.	-
Step 6	MO changes Banking details within 5 working days of the banking details being verified. With effect from the effective date provided in the banking detail changes.	
Step 7		If MP wants to change Authorised signatories then they must re-submit the details with the form shown in Appendix 4 by submitting it in its original form by registered post.
Step 8	MO faxes or emails MP (as specified on Appendix 4) to confirm receipt of updated Authorised signatories. MO uses latest authorised signatures for any future change to banking details.	

Formatted: CER non-indent, Indent: Left: 0"

Formatted: CER non-indent

Formatted: CER non-indent

Formatted: CER non-indent

Formatted: CER non-indent

Formatted: CER non-indent

Formatted: CER non-indent

Formatted: CER non-indent

Formatted: CER non-indent

Formatted: CER non-indent

--	--	--

Formatted: CER non-indent

At Gate Closure the approved Registration Default Data is utilised for the next appropriate Trading Day.

2.4.4 Standing Offer Data

Standing Offer Data refers to Offer Data in the Generator Offer Data, Load Bid Data, Interconnector Offer Data elements (as detailed in the Business Data Contained In Each Element). Standing Offer Data is comprised of COD and TOD items.

Standing Offer Data represents the Default Data for those items submitted in this Data Transaction.

Standing Offer Data can be created at any time

It is automatically used to create Trading Offer Data immediately after the opening of the appropriate market submission window (28 days in advance of Gate Closure)

As part of Unit Registration, one set of data is manually submitted and is entered by the Market Operator onto the system with a parameter of "ALL" (valid for all days). There is no expiry for this, as Default Data (see below) is always required on the system

After Communication Channel Qualification — i.e. once access to the system is granted — Participants may update the Standing Offer Data (type "ALL")

Participants may also submit Standing Offer Data for specific day types (SUN, MON, ..., SAT). These may optionally have an expiration date

If an expiration date is used, the Standing Offer Data will be used daily and automatically cancelled after the expiration date

If no expiration date is given, the Standing Offer Data will be used indefinitely, or until the Participant supersedes the specific day type data

The latest Standing Offer Data available is used at Gate Closure where no valid Trading Offer Data has been submitted.

The use of Standing Offer Data, ensures that there is always valid Offer Data available for a Unit

The effective date must be greater than the date for which the specific day type Standing Offer Data will be processed by Standing Offer Data Conversion. The earliest effective date for a Standing Offer Data submission is Current Day + 29 days, based on a Market Submission Window of 28 days.

At Market Submission Window opening, if for a given Trading Day there is Standing Offer Data for both a specific day type and "ALL", the system will only use the specific day type.

There are some circumstances whereby it is possible that Data Conversion — changing Standing Offer Data to Trading Offer Data at Market Submission Window opening — could fail. In this case the Market Operator will contact the Market Participant to add Trading Offer Data and update Standing Offer Data if appropriate. Although there are 28 days before this data will be used, it is expected that the situation should be resolved within 5 Working Days

2.4.5 Trading Offer Data

Trading Offer Data refers to any Offer Data in the Generator Offer Data, Load Bid Data, Interconnector Offer Data (as detailed in the Business Data Contained In Each Element). Trading Offer Data applies for the Optimisation Time Horizon for a given Trading Day only.

Formatted: CER non-indent, Indent: Left: 0"

Formatted: CER Normal Indent, Indent: Left: 0.3"

Trading Offer Data comprises of COD and TOD items.

The use of Trading Offer Data, pre-populated by Standing Offer Data, ensures that there is always valid Offer Data available for a Unit

The latest Trading Offer Data available is used at Gate Closure

Trading Offer Data submissions will be validated and processed upon receipt, and the Participant will be informed of the results of validation and processing

The communication mechanism during data submission is synchronous.

Participants have the ability to revise Trading Offer Data as many times as necessary within the appropriate Market Submission Window.

2.4.5.1 Data Transactions within Market Submission Window Opening

Trading Offer Data can be submitted at anytime within the Market Submission Window and will be applicable for the Trading Day specified in the Data Transaction.

At Gate Closure the latest Accepted Trading Offer Data will be used for the Trading Day.

2.4.6 Timings of Submissions

Transactions received by the Market Operator's Isolated Market System are generally processed on a first come first served basis. However, to facilitate throughput, various levels of parallelism and pooling are implemented which could result in certain scenarios under which this sequencing cannot be guaranteed. Also, as a Transaction may be serviced by either of the Web Interface systems, at either Market Operator site, sequencing may also be affected

The solution architecture for SEM is cognisant of the fact that there are multiple users on multiple channels that may be submitting updates to the same data

As such, any specific requirement around sequencing which a Participant identifies will need to have appropriate business and system processes implemented by the Participant to match the implementation required by them

For example, a Market Participant who chooses to only use the Type 3 Channel from a single user with a single login could configure their application such that each transaction is submitted in sequence and a subsequent transaction is not submitted until a response has been received

Other implementations may need to recognise that not all submissions may need to be sequenced, e.g. Market Interfaces vs. Registration, but that there may be submission by multiple users on multiple channels

2.4.7 Submission of Standing and Trading Offer Data

For the avoidance of doubt, Standing Offer Data and /or Trading Offer Data must be submitted by Participants using their designated Communication Channel (Type 2 Channel or Type 3 Channel). Outside of initial registration (process in Agreed Procedure 1 "Participant and Unit Registration and Deregistration") or emergency communications (process in Agreed Procedure 7 "Emergency Communication"), the Market Operator will not enter such Offer Data on a Participant's behalf. If a Participant fails to submit Offer Data for a particular Trading Day then that Participant's Default Offer Data will be used.

3. PROCEDURE DEFINITION

3.1 PROCESS FOR DATA SUBMISSION, QUERY AND REPORT REQUEST

~~The Participant's system, subject to the associated access rules, establishes a connection with the Market Operator's Isolated Market System.~~

~~The Participant's system selects their required Data Transaction and submits it using the established connection.~~

~~The Participant's system then receives a response message from the MO over the established connection.~~

~~If the response message indicates that there is no error in any element of a Data Transaction, that Data Transaction and all the elements specific to that Data Transaction have been stored in the Market Operator's Isolated Market System.~~

~~If the response message indicates that there is an error in a Data Transaction for a given element, this particular Data Transaction is rejected. The Participant will have to build a new Data Transaction and submit it as described in the previous steps. The other Data Transactions included in the same communication which have no errors are successfully stored in the system.~~

~~For Type 3 Channel, the connection uses Web Services.~~

~~For Type 2 Channel the connection uses Web Forms. The Web Forms may be used to upload previously built Data Transactions (excluding report requests) or the data can be entered directly into specific Web Forms.~~

Table 7 details the process by which Data Transactions are submitted via Type 2 Channel or Type 3 Channel by a Participant. The process also describes the actions required by the Market Operator (including via its Isolated Market System) to receive Data Transactions submitted by Participants via Type 2 and Type 3 Channels.

Table 7: Participant Data Transaction Submission Process

<u>Step</u>	<u>Market Operator Action</u>	<u>Participant Action</u>
<u>Step 1</u>		<u>Participant system establishes a connection with the Market Operator's Isolated Market System.</u>
<u>Step 2</u>		<u>Participant system selects the required Data Transaction and submits it using the established connection.</u>
<u>Step 3</u>	<u>Market Operator's Isolated Market System returns a response message over the established connection.</u>	
<u>Step 4</u>		<u>Participant system receives the response message over the established connection.</u>
<u>Step 5</u>	<u>If the response message indicates that there is no error in any Element of a Data Transaction, this confirms that the submitted Data Transaction and all of the relevant Elements of the Data Transaction have been stored in the Market Operator's Isolated Market System.</u>	
<u>Step 6</u>	<u>If the response message indicates that there is an error in a Data Transaction for a given Element, this particular Data Transaction shall be rejected. Any other Data Transactions included within the same message which have no errors shall be deemed successful and shall be stored in the Market Operator's Isolated Market System.</u>	<u>If the response message indicates that there is an error in a Data Transaction for a given Element, the Participant shall, as required, submit a new Data Transaction.</u>
<u>Step 7</u>		<u>If no response is received, the Participant shall act in accordance with paragraph 3.33 of the Code.</u>

|

3.2 PROCESS FOR AUTHORISATION TO CHANGE BANKING DETAILS

Table 8 details the process by which authorisation is carried out by a Participant in respect of its banking details. This process includes a number of steps which shall be carried out via Type 1 Channel communication, but may be instigated by submission by a Participant of a Data Transaction containing new or updated banking details via a Type 2 Channel or Type 3 Channel.

Table 8: Authorisation to change Banking Details

Step	Market Operator Action	Participant Action
Step 1	-	MP sends in revised banking details using Type 2 or Type 3 channel
Step 2	MO faxes the proposed revised banking details to the fax number specified in the Appendix 4 document, for authorisation to MP using Type 1 channel (template fax in Appendix 3)	
Step 3		MP verifies that banking details on fax match revised banking details by adding A and B signatures of authorised personnel and submits this document in its original form to MO by registered post.
Step 4	MO verifies that signatures on fax (returned by registered post) match their copy of authorised signatures (hardcopy of template in Appendix 4)	-
Step 5	MO faxes or emails MP (as specified in Appendix 4) to confirm Banking details have been verified and will be changed on the effective date provided in the banking details.	-
Step 6	MO changes Banking details within 5 working days of the banking details being verified. With effect from the effective date provided in the banking detail changes.	
Step 7		If MP wants to change Authorised signatories then they must re-submit the details with the form shown in Appendix 4 by submitting it in its original form by registered post.

DEFINITIONS AND ABBREVIATIONS

DEFINITIONS

Aggregated Generator Unit	As defined in the Code
Application Data	Means data relating to the Party or Participant registrant
Autonomous Generator Unit	As defined in the Code
Bank Data	Means data relating to banking details first submitted at Party registration
Billing Period	As defined in the Code
Capacity Period	As defined in the Code
<u>Class</u>	Means a classification of data submitted by Participants in Data Transactions as contained within a single message.
Code	As defined in the Code
Commercial Offer Data <u>(COD)</u>	As defined in the Code
Communication Channel	As defined in the Code
Connection Agreement	As defined in the Code
Contacts Data	Means data relating to Party contact for certain functions as submitted by the Party
Credited Participant	As defined in the Code
Data Transaction	As defined in the Code
<u>Day Type Parameter</u>	Means a parameter which is associated with Standing Data, which specifies whether that Standing Data applies generically to a calendar day.
Debited Participant	As defined in the Code
Default Data	As defined in the Code
Demand	As defined in the Code
Demand Side Unit	As defined in the Code
Digital Certificate	As defined in Agreed Procedure 5 "Data Storage and IT Security"

Element	<p>An element is a set of business data. The 12 elements in scope are listed below:</p> <p>Application Data – MPR</p> <p>Contacts Data – MPR</p> <p>Users Data – MPR</p> <p>Bank Data – MPR</p> <p>Unit (Resource) Data – MPR</p> <p>Generator Offer Data – MI</p> <p>Load Bid Data (for Demand Side Unit) – MI</p> <p>Interconnector Offer Data – MI</p> <p>Settlement Reallocation Data – MI</p> <p>Reports (except settlement Reports) – MI</p> <p>Settlement Reports – STL</p>
Energy Limit	As defined in the Code
Energy Limited Generator Unit	As defined in the Code
External ID	For submission of Data Transactions, the schema will allow the Participant to provide an optional Data Transaction ID, called External ID
Framework Agreement	As defined in the Code
Gate Window Closure	As defined in the Code
Generator	As defined in the Code
Generator Unit	As defined in the Code
Help Desk	As defined in Agreed Procedure 11 “Market System Operation, Testing, Upgrading and Support”
Interconnector Administrator	As defined in the Code
Interface Documentation Set	A set of documentation prepared by the Market Operator which describes the Participant interfaces to the Central Market Systems. This documentation shall include detail of the required content of Type 2 and Type 3 Data Transactions submitted by Participants, validations undertaken and the content of response messages.
Invoice Due Date	As defined in the Code
Isolated Market System	As defined in the Code
Load Bid Data	Unit bid data provided by a Participant

Market Interface	Data Transactions that cover market related data submitted by Participants
Market Operator	As defined in the Code
Market Participant Registration	Data Transactions that cover additional Technical Offer Data not included in the Market Interface class
Market Submission Window	The period in which Trading Offer Data can be submitted by Participants. The window is open at 06:00 29 days prior to Trading Day and is closed at Gate Closure for that Trading Day
Market Timeline	A period of time at which certain actions are taken or recorded that begins when at Unit Registration and ends at Trading Day
Market Web Interface	The mechanism through which Participants can send and receive Data Transactions through Type 2 Channel communication
Market Website	As defined in the Code
Offer Data	As defined in the Code
Participant Registration	Means the process of becoming a Participant in respect of a Unit as described in Agreed Procedure 1 "Participant Registration and Unit Registration and Deregistration"
Party	As defined in the Code
Predictable Price Maker Generator Unit	As defined in the Code
Predictable Price Taker Generator Unit	As defined in the Code
Price Taker Generator Unit	As defined in the Code
Registered Capacity	As defined in the Code
Regulatory Authorities	As defined in the Code
Generic Settlement Class	As defined in the Code
Settlement Reallocation	As defined in the Code
Settlement Reallocation Data	Means the data that is submitted by Participants to the Market Operator providing details of the Settlement Reallocation Agreement
Settlement Report	Means reports arising from Settlement

Standing Offer Data	Is as defined in section 0002.4.4
Standing Offer Data Conversion	Means the process of converting Standing Offer Data to Trading Offer Data at the opening of the Market Submission Window
Starting Gate Window Data	As defined in the Code
Submission Window	A time period within which a Data Transaction may be submitted by a Participant
Supplier	As defined in the Code
Technical Offer Data (TOD)	As defined in the Code
Trading Offer Data	Is as defined in section 0002.4.4
Trading Day	As defined in the Code
Trading Period	As defined in the Code
Trading Site	As defined in the Code
Trading Site Data	Means data relating to a Trading Site
Type 1 Channel	As defined in the Code
Type 2 Channel	As defined in the Code
Type 3 Channel	As defined in the Code
Unit	As defined in the Code
Unit (Resource) Data	Means data relating to a Unit
Unit Registration	As defined in the Code
User	As defined in Agreed Procedure 1 "Participant Registration and Unit Registration and Deregistration"
Users Data	Means data relating to Participant User that has access to elements of the system
Validation Technical Offer Data (VTOD)	As defined in the Code
Variable Price Maker Generator Unit	As defined in the Code
Variable Price Taker Generator Unit	As defined in the Code
Web Form	Means a web page on the MPI which allows the

Formatted: Font color: Auto, (Asian)
Japanese

Formatted: Font color: Auto, (Asian)
Japanese

	Participant to enter data and submit the data to the Market Operator.
Web Services	Means the automated communication consisting of an XML-based programmatic interface
Working Day	As defined in the Code

ABBREVIATIONS

APTG	Autonomous Generator Unit
COD	Commercial Offer Data
GC	Gate Closure
MO	Market Operator
MPR	Market Participant Registration
PPMG	Predictable Price Maker Generator Unit
PPTG	Predictable Price Taker Generator Unit
<u>RD</u>	<u>Registration Data</u>
SEM	Single Electricity Market
SO	System Operators
TD	Trading Day
TOD	Technical Offer Data
VPMG	Variable Price Maker Generator Unit
VPTG	Variable Price Taker Generator Unit

Formatted Table

BUSINESS DATA CONTAINED IN EACH ELEMENT

This appendix describes the business data contained in each category of data. Any additional information needed to build [associated messages for submission is contained in the Interface Documentation Set](#). The data categories in Table 9 are as follows:

— [the message is described in the Interface Documentation Set](#).

- [Commercial Offer Data \(COD\)](#)
- [Registration Data \(RD\)](#)
- [Technical Offer Data \(TOD\)](#)
- [Validation Registration Data \(VRD\)](#)
- [Validation Technical Offer Data \(VTOD\)](#)

Formatted: CER non-indent

Formatted: Bulleted + Level: 1 + Aligned at: 0" + Indent at: 0.25"

Table 9: Business Data per Element

Class / Element	Screen Name	Comment	Data Category
MPR / Application Data	Name	Corporate name of the Participant	RD
	Short Name or Participant Name	Participant Short Name – will be used as the Participant Name in all Data Transactions	RD
	President Name	Person authorised to sign Framework Agreement	RD
	Effective Date	Effective Date (from) for the Participant	RD
	Expiry Date	Expiry Date (to) for the Participant	RD
	Address 1	Party Address	RD
	Address 2	Party Address (following)	RD
	City	Party City	RD
	County	Party County	RD
	Postal Code	Party Postal Code	RD
	Billing Address 1	Address to which all invoices for the Participant will be sent	RD
	Billing Address 2	Address to which all invoices for the Participant will be sent	RD
	Billing City	City to which all invoices for the Participant will be sent	RD
	Billing County	County to which all invoices for the Participant will be sent	RD
	Billing Postal Code	Postal code to which invoices for the Participant will be sent	RD
	Country	Party Country	RD
	Phone	Party Phone	RD
	Fax	Party Fax	RD
	Email	Party Email	RD
	URL	Party URL	RD
	Represent Party	Name of the Party represented by the registering Participant	RD
	VAT Jurisdiction	ROL or NI	RD
	VAT Number	VAT number	RD
	VAT Status	VAT Exempt (1) or Non-Exempt (0), for each jurisdiction	RD
	Notification Comment	Used by the Market Operator and Participant to exchange notes with respect to that registration data	RD
	Was Participant Flag	Was Previously a Participant? ('Y'/'N')	RD
	Old Market Participant Name	Old Business Associate ID	RD
	Old Market Participant Name Registration Date	Old Registration Date	RD
	Account Manager	Name of MO personnel who will manage the Participant's account	RD
	Market Participant Signatures of Agreement	Tracking of Participant signatures on Framework Agreement to Trading and Settlement Code, Transmission Use of System Agreement (TUoS)	RD

Class / Element	Screen Name	Comment	Data Category
	Amount of Initial Credit Cover	Amount of Initial Credit Cover required at registration.	RD
	Credit Cover Type	Type of Credit cover, whether Cash or Letter of Credit	RD
	Data Exchange Test	Will be P (Pass) or F (Fail), depending on whether Market Operator data exchange testing is successful	RD
	Interconnector User	Yes or No	RD
	Participant Class	Type of Participant	VRD
	External ID	Optional text field that can be used to track submissions by Market Participants	
	Code Participant Name	An identifier of the Participant, as registered in accordance with the Code	RD
MPR / Users	Login	Unique User Login ID	
	Name	Name of user within organisation (multiple users may be entered)	
	Address 1	User Address 1	
	Address 2	User Address 2	
	City	User City	
	County	User County	
	Postal Code	User Postal Code	
	Country	User Country	
	Phone	User Phone Number	
	Fax	User Fax Number	
	Email	User Email ID	
	Mobile	User Mobile Phone ID	
	Pager	User Pager ID	
	URL	User URL	
	Notification Comment	Used by the operator and Participant to exchange notes with respect to that registration data.	
	Effective Date	User Effective Date	
	Expiry Date	User Expiration Date	
	Position	User Person Position	
	User Type	Selection of pre-defined roles with corresponding market system access information by functional area, including read-write, read-only, and administrative access, as required.	
	Data Exchange Test	Will be P (Pass) or F (Fail), depending on whether Market Operator data exchange testing is successful.	
	Comments	Comments	
	External ID	Optional text field that can be used to track submissions by Market Participants.	
MPR / Contacts Data	Name	Contact name for settlement related business or Primary contact for market scheduling related business or Contact name for financial business functions, including credit cover or Contact name for other functional areas	
	Address 1	Contact address 1	
	Address 2	Contact address 2	
	City	Contact City	
	County	Contact County	
	Postal Code	Contact Postal Code	
	Country	Contact Country	
	Phone	Contact Phone number	
	Fax	Contact Fax number	
	Email	Contact Email	
	Mobile	Mobile Phone Number	
	Pager	Contact Pager Number	
	URL	Contact URL	
	Notification Comment	Used by the operator and Participant to exchange notes with respect to that registration data.	
	Effective Date	Contact Effective Date	
	Expiry Date	Contact Expiry Date	
	Position	Contact Person Position	
	Contact Type	Type of Transaction Contact	
	Comments	Comments on contact	
	External ID	Optional text field that can be used to track submissions by Market Participants	
MPR / Bank Data	Bank Name	Name of the bank for the Market Participant	RD
	Bank Number	Bank number for the Market Participant.	RD
	Bank Account Name	Bank account name for the Market Participant.	RD
	Account Number	Bank account number for the Market Participant.	RD
	Bank Account Description	Bank account description for the Market Participant.	RD

Class / Element	Screen Name	Comment	Data Category
	Bank Branch Type	Bank branch type for the Market Participant.	RD
	Bank Branch Name	Bank branch name for the Market Participant.	RD
	Bank Branch Number of Sort Code	Bank branch number for the Market Participant.	RD
	Bank Branch Description	Bank branch description for the Market Participant.	RD
	Bank Branch Address line 1	Address field for the bank branch.	RD
	Bank Branch Address line 2	Further address field for the bank branch.	RD
	Bank Branch City	City in which the branch is located.	RD
	Bank Branch County	County in which the branch is located.	RD
	Bank Branch Postal Code	Postal code for the bank branch.	RD
	Bank Branch Country	Country in which the branch is located.	RD
	Bank Branch Phone	Phone number of the bank branch	RD
	Bank Branch Fax	Fax number of the bank branch	RD
	SWIFT BIC	Swift BIC code	RD
	IBAN	International Bank Account Number	RD
	Bank Account Currency Jurisdiction	Bank Account Currency jurisdiction - should be ROI or NI. The Market Operator approval process will ensure that all jurisdiction references are the same.	RD
	Notification Comment	Used by the operator and Participant to exchanges notes with respect to that registration data	
	Effective Date	Effective date for the bank details for the Market Participant.	RD
	Expiration Date	Expiry date for the bank details for the Market Participant.	RD
	External ID	Optional text field that can be used to track submissions by Market Participants.	
MPR / Generator Parameters	Resource Type	Indicates the type of resource for which data is being submitted - for example this will indicate if a resource is predictable or variable and whether it is a price taker or price maker. Permitted values include: PRED_PR MAKER_GEN, PRED_PR TAKER_GEN, VAR_PR MAKER_GEN, VAR_PR TAKER_GEN, AUTO_PR TAKER_GEN.	VRD
	Resource Name	The name of the resource in question (e.g. the name of the Generator Unit, Supplier Unit, Demand Side Unit, Interconnector Unit or Interconnector for which data is being submitted).	VRD
	IM Resource Name	Reference ID to the unit's injection point to the transmission system referenced in the Connection Agreement	VRD
	Connection Point	Identifier of the Unit connection point (provided by the Transmission System Operators).	VRD
	Connection Type	Will be "TRNS" if transmission system connected and "DIST" if distribution system connected.	VRD
	Connection Agreement	Reference ID to the unit's and/or Participant's connection agreement.	VRD
	Effective Date	Proposed date and time when Participant will become eligible to participate in the market.	VRD
	Expiry Date	Expiry Date	VRD
	Dual Rated Generator Unit Flag	A flag Indicating that a Generator Unit is a Dual Rated Generator Unit.	
	Fuel Type	May be Oil (OIL), Gas (GAS), Coal (COAL), Multiple Fuel (MULTI), Wind (WIND), Hydro (HYDRO), Biomass (BIO), Combined Heat and Power (CHP), Pumped Storage (PUMP) Demand Side Unit (DEM)	VRD
	Secondary Fuel Type	May be Oil (OIL), Gas (GAS), Coal (COAL), Multiple Fuel (MULTI), Wind (WIND), Hydro (HYDRO), Biomass (BIO), Combined Heat and Power (CHP), Pumped Storage (PUMP) Demand Side Unit (DEM)	VRD
	Minimum Stable Generation	Registered Minimum Stable Generation level in MW.	VTOD
	Maximum Generation	Maximum Generation level in MW.	VRD
	Number of Hours elapsed for Cold Sync time.	This is not utilised in the systems. This can be left as NULL in the Data Transaction	
	Number of Hours elapsed for Warm Sync time.	This is not utilised in the systems. This can be left as NULL in the Data Transaction	
	Number of Hours elapsed for Hot Sync time.	This is not utilised in the systems. This can be left as NULL in the Data Transaction	
	Pumped Storage Flag	May be Y, N or NULL - it will only be Y if the Unit is a pumped storage unit.	VRD

Class / Element	Screen Name	Comment	Data Category
	Energy Limit Flag	May be Y, N or NULL - it will only be Y if the Unit is a pumped storage unit.	VRD
	Netting Generator Flag	Only applicable to PPMG, PPTG, VPMG, VPTG, APTG. It is a Y/N/Null field. Null for supplier, demand and interconnector.	VRD
	Fixed Unit Load	Fixed linear factor used to calculate net output from a Generator Unit. Fixed Unit Load (FUL) ≥ 0	VRD
	Unit Load Scalar	Scalar quantity which approximates physical losses associated with a Generator Unit Transformer. Unit Load Scalar (ULS). $0 < ULS \leq 1$.	VRD
	Start-up End Point	This is not utilised in the systems. This can be left as NULL in the Data Transaction	VTOD
	Droop	In relation to the operation of the governor of a Generator Unit, the percentage drop in System Frequency which would cause the Generator Unit under free governor action to change its output from zero to Full Load. (in %)	VRD
	Number of Starts	Number of Starts available before maintenance of the unit when < 30 starts. Note: this value will be provided by Participants as part of their technical offer data. There will be no requirement to consider it in the optimization runs.	VRD
	Number of Run Hours	Number of run hours available for a unit before maintenance when < 200 hours. Note: this value will be provided by Participants as part of their technical offer data. There will be no requirement to consider it in the optimization runs.	VRD
	Minimum Reservoir Capacity	For Pumped Storage. Minimum possible capacity for the reservoir (MWh). Reservoir levels must be the same for submissions from all Units Sharing the Reservoir. The value for the first unit by alphabetical order of the unit's name will be selected if the reservoir capacities differ.	VTOD
	Maximum Reservoir Capacity	For Pumped Storage. Reservoir levels must be the same for submissions from all Units Sharing the Reservoir. The value for the first unit by alphabetical order of the unit's name will be selected if the reservoir capacities differ.	VTOD
	Modes of Operation	This is not utilised in the systems. This can be left as NULL in the Data Transaction	VRD
	Identification of Unit location on grid.	Unique identifier of unit location. Multiple Unit IDs can exist for each Physical Location (e.g. Supplier Unit and Generator Unit).	VRD
	Physical Location ID.	Name of unit location on the transmission system.	VRD
	Name of station or site where unit is located (multiple units per station).	Name of station or site where unit is located (there can be multiple units per station).	VRD
	Identification of the Station	Station ID defined by the Transmission System Operators.	VRD
	Station address line 1	Station Address line 1.	VRD
	Station address line 2	Station Address line 2.	VRD
	Registered Firm Capacity	Total deep connected capacity designation for the unit.	VRD
	Non-Firm Access Quantity	Non-firm capacity for a unit in MW, i.e. part of a Generator Unit's Availability that does not have Firm Access.	VRD
	Commission Test Certificate	Acceptance of commission test for data and generation communication requirements.	VRD
	Old Resource Flag	To indicate if this is an old resource whose ownership is being changed/ or is being re-registered.	VRD
	Old Resource Name	In case of a previously registered resource, this is to provide its previous registered resource identification.	VRD
	Old Participant Name	Participant ID of the previous Participant (if applicable). Can be left NULL if not relevant.	VRD
	Priority Dispatch Flag	Indication of a Unit's priority in the physical market schedule if in a tie to serve marginal demand. Will be Y or N and will be set in conjunction with the Transmission System Operator(s).	VRD
	Unit Under Test Start Date	Date when the Unit is proposed to be under test. This will be approved by the Market Operator in conjunction with the Transmission System Operator(s).	VRD
	Unit Under Test End Date	Date when the Unit is proposed to complete its test. This will be approved by the Market Operator in conjunction with the Transmission System Operator(s).	VRD
	Qualified Communication Channel	Indicator of the communication channels the unit has been qualified to utilise.	VRD
	Jurisdiction	Jurisdiction for the resource - will be "ROI" or "NI".	VRD
	Notification Comment	Used by the Market Operator and Participant to exchange notes with respect to that registration data.	
	Trading Site Name	Name of the Trading Site to which the Generator Unit is associated.	

Class / Element	Screen Name	Comment	Data Category
	Meter Registration ID	Identifier for metering purposes.	
	Data Exchange Test	Will be P (Pass) or F (Fail), depending on whether Market Operator data exchange testing is successful.	VRD
	EB Licence number	Regulatory licence ID number for the Participant based on type of unit owned (e.g. Wind Generation, Demand-side, etc.).	VRD
	Electricity Commission License Effective Date	Electricity Commission License Effective Date.	VRD
	Electricity Commission License Expiration Date	Electricity Commission License Expiration Date.	VRD
	External ID	Optional text field that can be used to track submissions by Market Participants.	
	Default Data Submission	This is a flag set by the Market Operator, and indicates whether Default Data has been submitted by the Market Participant for a Unit.	
MPR / Load Parameters	Resource Type	Demand Side Unit (DU) or Supplier Unit (SU)	VRD
	Resource Name	The name of the resource in question (e.g. the name of the Generator Unit, Supplier Unit, Demand Side Unit, Interconnector Unit or Interconnector for which data is being submitted).	VRD
	IM Resource Name	Reference ID to the unit's injection point to the transmission system referenced in the Connection Agreement	
	Connection Point	Identifier of the Unit (provided by the system operators).	VRD
	Connection Type	Transmission or Distribution Connected.	VRD
	Connection Agreement	Reference ID to the unit's and/or Participant's connection agreement.	VRD
	Effective Date	Effective Date for Load Data Submission	VRD
	Expiry Date	Expiry Date for Load Data Submission	VRD
	Dispatchable Capacity	MW's available for curtailment.	VRD
	Non Dispatchable Capacity	Portion of total demand not available for curtailment.	VRD
	Fuel Type	Type of Fuel	VRD
	Trading Site Supplier Flag	Trading Site Supplier Flag (Y/N)	
	Trading Site Name	Trading Site identifier	
	Meter Registration ID	Identifier for metering purposes.	
	Unit Under Test Start Date	When applicable	
	Unit Under Test End Date	When applicable	
	Old Resource Flag	To indicate if this is an old resource whose ownership is being changed / or is being re-registered	VRD
	Old Resource Name	In case of a previously registered resource, this is to provide its previous registered resource identification.	VRD
	Old Participant Name	In case of a previously registered resource, this is to provide its previous registered Participant identification.	VRD
	Qualified Communication Channel	Indicator of the communication channels the unit has been qualified to utilize.	VRD
	Jurisdiction	ROI or NI.	VRD
	Notification Comment	Used by the operator and Participant to exchange notes with respect to that registration data.	
	Data Exchange Test	Will be P (Pass) or F (Fail), depending on whether Market Operator data exchange testing is successful.	VRD
	EB Licence number	Regulatory licence id number for the Participant based on type of unit owned (e.g. Wind Generation, Demand-side, etc.).	VRD
	Effective Date of EB Licence	Proposed date and time when Participant will become eligible to participate in the market.	VRD
	Expiry Date of EB Licence	Expiry Date of EB Licence	VRD
	Station ID	Station ID created by the system operators.	VRD
	Station Address line 1	Address of Station for informational purposes.	VRD
	Station Address line 2	Address of Station for informational purposes. (following)	VRD
	External ID	Optional text field that can be used to track submissions by Market Participants	
	Default Data Submission	This is a flag set by the Market Operator, and indicates whether Default Data has been submitted by the Market Participant for a Unit.	
MI / Generator Offer	Application Type	Must be "DAM"	
	Trading Day	Trading Day for which the data is submitted	
	Gate Window Identifier	Identifier of the Gate Window to which the data is being submitted	
	Participant Name	Name of the Participant	

Formatted Table

Class / Element	Screen Name	Comment	Data Category
	User Name	User Name	
	Mode	Must be NORMAL	
	Standing Data Flag	Flag indicating that the submission is of Standing Data	
	Version Number	Must be 1.0	
	Resource Name	Must be a valid Resource Name	
	Resource Type	Must be a valid Unit Classification.	
	Expiry Date	Must be a valid date in the future.	
	Standing Day Type	Must be a valid Day Type Parameter value.	
	External Identifier	Optional text field that can be used to track submissions by Market Participants. This can be non-unique and cannot be queried (although will be returned in responses if successful)	
	Start Hour	Used to identify data submitted on a Trading Period basis, in conjunction with End Hour, Start Interval and End Interval	
	End Hour	Used to identify data submitted on a Trading Period basis, in conjunction with Start Hour, Start Interval and End Interval	
	Start Interval	Used to identify data submitted on a Trading Period basis, in conjunction with Start Hour, End Hour and End Interval	
	End Interval	Used to identify data submitted on a Trading Period basis, in conjunction with Start Hour, End Hour and Start Interval	
	Forecast Maximum Availability	As submitted by Generator Units for each Trading Day	TOD
	Forecast Minimum Stable Generation	As submitted by Generator Units for each Trading Day	TOD
	Forecast Minimum Output	As submitted by Generator Units for each Trading Day	TOD
	Target Reservoir Level	For Pumped Storage Units only	COD
	Target Reservoir Level Percentage	For Pumped Storage Units only	VTOD
	Prior Day End Reservoir Level	For Pumped Storage Units only, not utilised in the Central Market Systems	
	Operational Reservoir Capacity	For Pumped Storage Units only, not utilised in the Central Market Systems	
	Spin Generation Cost	For Pumped Storage Units only, is the cost of running in spinning mode. Used only operationally	
	Spin Pump Cost	For Pumped Storage Units only, is the cost of running in pumping mode. Used only operationally	
	Minimum Generation Cost	For Pumped Storage Units only, is the cost of running at minimum generation level. Used only operationally	
	Energy Limit	For Energy Limited Units only, is the Energy Limit for the Trading Day	TOD
	Energy Limit Factor	For Energy Limited Units only, is the proportion of the Energy Limit that applies within the Ending Overlap Optimisation Period	TOD
	Energy Limit Period Flag	For Energy Limited Units only, relating to the start and end of the Energy Limit Period	TOD
	Price Quantity Curve - Price	Submitted as part of Commercial Offer Data in accordance with Appendix I	COD
	Price Quantity Curve - Quantity	Submitted as part of Commercial Offer Data in accordance with Appendix I	COD
	Start Up Cost Hot	Submitted as part of Commercial Offer Data in accordance with Appendix I	COD
	Start Up Cost Warm	Submitted as part of Commercial Offer Data in accordance with Appendix I	COD
	Start Up Cost Cold	Submitted as part of Commercial Offer Data in accordance with Appendix I	COD
	No Load Cost	Submitted as part of Commercial Offer Data in accordance with Appendix I	COD
	Nomination Profile	Submitted by each Predictable Price Taker Generator Unit, Variable Price Taker Generator Unit or Unit Under Test	COD
	Decremental Price	Submitted by each Predictable Price Taker Generator Unit, Variable Price Taker Generator Unit or Unit Under Test	COD
MI / Generator Technical Offer Data	Resource Name	Must be a valid Resource Name	VTOD
	Resource Type	Must be a valid Unit Classification.	VTOD
	Validation Data Set Number	Numerical identifier associated with a Validation Data Set	
	External Identifier	Optional text field that can be used to track submissions by Market Participants. This can be non-unique and cannot be queried (although will be returned in responses if successful).	
	Block Load Flag	Will be "Yes" or "No", depending on whether the Unit has block loading characteristics.	VTOD

Class / Element	Screen Name	Comment	Data Category
	Block Load Cold	Block Load in MW when the unit is in a cold state.	VTOD
	Block Load Warm	Block Load in MW when the unit is in a warm state.	VTOD
	Block Load Hot	Block Load in MW when the unit is in a hot state.	VTOD
	Deloading Rate 1	Deloading Rate in MW/min that applies for a Unit below Minimum Stable Generation until DELOAD_BREAK_PT.	VTOD
	Deloading Rate 2	Deloading Rate in MW/min that applies for a Unit below Minimum Stable Generation beyond DELOAD_BREAK_PT.	VTOD
	Deload Break Point	MW level from which the deloading rate will change from DELOADING_RATE_1 to DELOADING_RATE_2.	VTOD
	Minimum Time Sync Cold	This is not utilised in the systems. This can be left as NULL in the Data Transaction	VTOD
	Minimum Time Sync Warm	The duration in hours off load that indicates the standby status change of the unit from Warm to Cold.	VTOD
	Minimum Time Sync Hot	The duration in hours off load that indicates the standby status change of the unit from Hot to Warm.	VTOD
	Start-Up Time Cold	Notification/Start-up times in hours for a unit considered to be in a cold state.	VTOD
	Start-Up Time warm	Notification/Start-up times in hours for a unit considered to be in a warm state.	VTOD
	Start-Up Time Hot	Notification/Start-up times in hours for a unit considered to be in a hot state.	VTOD
	Dwell Time 1	Time above Minimum Stable Generation for which a Unit remains at a constant MW level before continuing to increase or decrease output.	VTOD
	Dwell Time 2	Time above Minimum Stable Generation for which a Unit remains at a constant MW level before continuing to increase or decrease output.	VTOD
	Dwell Time 3	Time above Minimum Stable Generation for which a Unit remains at a constant MW level before continuing to increase or decrease output.	VTOD
	Dwell Time Trigger Point 1	MW level at which DWELL_TIMES_1 should be observed before output can further increase or decrease.	VTOD
	Dwell Time Trigger Point 2	MW level at which DWELL_TIMES_2 should be observed before output can further increase or decrease.	VTOD
	Dwell Time Trigger Point 3	MW level at which DWELL_TIMES_3 should be observed before output can further increase or decrease.	VTOD
	Loading Rate Cold 1	Loading Up Rate in MW/min when a Unit is in a cold state that applies until LOADING_UP_BREAK_PT_COLD_1.	VTOD
	Loading Rate Cold 2	Loading Up Rate in MW/min when a Unit is in a cold state that applies from LOADING_UP_BREAK_PT_COLD_1 to LOADING_UP_BREAK_PT_COLD_2.	VTOD
	Loading Rate Cold 3	Loading Up Rate in MW/min when a Unit is in a cold state that applies above LOADING_UP_BREAK_PT_COLD_2.	VTOD
	Loading Rate Warm 1	Loading Up Rate in MW/min when a Unit is in a warm state that applies until LOADING_UP_BREAK_PT_WARM_1.	VTOD
	Loading Rate Warm 2	Loading Up Rate in MW/min when a Unit is in a warm state that applies from LOADING_UP_BREAK_PT_WARM_1 to LOADING_UP_BREAK_PT_WARM_2.	VTOD
	Loading Rate Warm 3	Loading Up Rate in MW/min when a Unit is in a warm state that applies above LOADING_UP_BREAK_PT_WARM_2.	VTOD
	Loading Rate Hot 1	Loading Up Rate in MW/min when a Unit is in a hot state that applies until LOADING_UP_BREAK_PT_HOT_1.	VTOD
	Loading Rate Hot 2	Loading Up Rate in MW/min when a Unit is in a hot state that applies from LOADING_UP_BREAK_PT_HOT_1 to LOADING_UP_BREAK_PT_HOT_2.	VTOD
	Loading Rate Hot 3	Loading Up Rate in MW/min when a Unit is in a hot state that applies above LOADING_UP_BREAK_PT_HOT_2.	VTOD
	Loading Up Breakpoint Cold 1	MW level from which the cold loading up rate will change from Loading Rate 1 to Loading Rate 2.	VTOD
	Loading Up Breakpoint Cold 2	MW level from which the cold loading up rate will change from Loading Rate 2 to Loading Rate 3.	VTOD
	Loading Up Breakpoint Warm 1	MW level from which the warm loading up rate will change from Loading Rate 1 to Loading Rate 2.	VTOD
	Loading Up Breakpoint Warm 2	MW level from which the warm loading up rate will change from Loading Rate 2 to Loading Rate 3.	VTOD
	Loading Up Breakpoint Hot 1	MW level from which the hot loading up rate will change from Loading Rate 1 to Loading Rate 2.	VTOD
	Loading Up Breakpoint Hot 2	MW level from which the hot loading up rate will change from Loading Rate 2 to Loading Rate 3.	VTOD
	Minimum On-time	The minimum time that must elapse from the time a Generator Unit Starts-Up before it can be Shut-Down	VTOD

Class / Element	Screen Name	Comment	Data Category
	Maximum On-time	The maximum time that must elapse from the time a Generator Unit Starts-Up before it can be Shut-Down	VTOD
	Minimum Off-time	The minimum time that a Generator Unit must remain producing no Active Power or Reactive Power commencing at the time when it stops producing Active Power or Reactive Power.	VTOD
	Pumped Storage Cycle Efficiency	(PSCEuh) The ratio between the gross electrical energy consumed to pump a given quantity of water from the lower reservoir to the upper reservoir and the net electrical energy sent out through the release of that quantity of water from the upper reservoir	VTOD
	Pumping Load Capacity	For Pumped Storage, the load consumed by unit during pumping phase (MW).	VTOD
	Max Ramp Up Rate	Rate of load increase. Rate of decreasing demand (MW/min).	VTOD
	Max Ramp Down Rate	Rate of load reduction. Rate of increasing demand (MW/min).	VTOD
	Ramp Up Rate 1	Ramp Up Rate in MW/min that applies until RAMP_UP_BREAK_PT_1.	VTOD
	Ramp Up Rate 2	Ramp Up Rate in MW/min that applies from RAMP_UP_BREAK_PT_1 until RAMP_UP_BREAK_PT_2.	VTOD
	Ramp Up Rate 3	Ramp Up Rate in MW/min that applies from RAMP_UP_BREAK_PT_2 until RAMP_UP_BREAK_PT_3.	VTOD
	Ramp Up Rate 4	Ramp Up Rate in MW/min that applies from RAMP_UP_BREAK_PT_3 until RAMP_UP_BREAK_PT_4.	VTOD
	Ramp Up Rate 5	Ramp Up Rate in MW/min that applies from RAMP_UP_BREAK_PT_5.	VTOD
	Ramp Up Breakpoint 1	MW level from which the ramp rate will change from Ramp Rate 1 to Ramp Rate 2.	VTOD
	Ramp Up Breakpoint 2	MW level from which the ramp rate will change from Ramp Rate 2 to Ramp Rate 3.	VTOD
	Ramp Up Breakpoint 3	MW level from which the ramp rate will change from Ramp Rate 3 to Ramp Rate 4.	VTOD
	Ramp Up Breakpoint 4	MW level from which the ramp rate will change to Ramp Rate 5.	VTOD
	Ramp Down Rate 1	Ramp Down Rate in MW/min that applies until RAMP_DOWN_BREAK_PT_1.	VTOD
	Ramp Down Rate 2	Ramp Down Rate in MW/min that applies from RAMP_DOWN_BREAK_PT_1 until RAMP_DOWN_BREAK_PT_2.	VTOD
	Ramp Down Rate 3	Ramp Down Rate in MW/min that applies from RAMP_DOWN_BREAK_PT_2 until RAMP_DOWN_BREAK_PT_3.	VTOD
	Ramp Down Rate 4	Ramp Down Rate in MW/min that applies from RAMP_DOWN_BREAK_PT_3 until RAMP_DOWN_BREAK_PT_4.	VTOD
	Ramp Down Rate 5	Ramp Up Rate in MW/min that applies from RAMP_UP_BREAK_PT_5.	VTOD
	Ramp Down Breakpoint 1	MW level from which the ramp rate will change from Ramp Rate 1 to Ramp Rate 2.	VTOD
	Ramp Down Breakpoint 2	MW level from which the ramp rate will change from Ramp Rate 2 to Ramp Rate 3.	VTOD
	Ramp Down Breakpoint 3	MW level from which the ramp rate will change from Ramp Rate 3 to Ramp Rate 4.	VTOD
	Ramp Down Breakpoint 4	MW level from which the ramp rate will change to Ramp Down Rate 5.	VTOD
	Start Forbidden Range 1	MW level where restricted loading range (1) starts. Unit must move through this range as quickly as possible.	VTOD
	End Forbidden Range 1	MW level where restricted loading range (1) ends. Unit must move through this range as quickly as possible.	VTOD
	Start Forbidden Range 2	MW level where restricted loading range (2) starts. Unit must move through this range as quickly as possible.	VTOD
	End Forbidden Range 2	MW level where restricted loading range (2) ends. Unit must move through this range as quickly as possible.	VTOD
	Soak Time Hot 1	Time below Minimum Stable Generation for which a Unit remains at a constant MW level whilst in a hot state before continuing to increase or decrease output.	VTOD
	Soak Time Hot 2	Time below Minimum Stable Generation for which a Unit remains at a constant MW level whilst in a hot state before continuing to increase or decrease output.	VTOD
	Soak Time Warm 1	Time below Minimum Stable Generation for which a Unit remains at a constant MW level whilst in a warm state before continuing to increase or decrease output.	VTOD
	Soak Time Warm 2	Time below Minimum Stable Generation for which a Unit remains at a constant MW level whilst in a warm state before continuing to increase or decrease output.	VTOD
	Soak Time Cold 1	Time below Minimum Stable Generation for which a Unit remains at a constant MW level whilst in a cold state before continuing to increase or decrease output.	VTOD

Class / Element	Screen Name	Comment	Data Category
	Soak Time Cold 2	Time below Minimum Stable Generation for which a Unit remains at a constant MW level whilst in a cold state before continuing to increase or decrease output.	VTOD
	Trigger Point Hot 1	MW level at which TRIGGER_PT_HOT_1 should be observed before output can further increase or decrease.	VTOD
	Trigger Point Hot 2	MW level at which TRIGGER_PT_HOT_2 should be observed before output can further increase or decrease.	VTOD
	Trigger Point Warm 1	MW level at which TRIGGER_PT_WARM_1 should be observed before output can further increase or decrease.	VTOD
	Trigger Point Warm 2	MW level at which TRIGGER_PT_WARM_2 should be observed before output can further increase or decrease.	VTOD
	Trigger Point Cold 1	MW level at which TRIGGER_PT_COLD_1 should be observed before output can further increase or decrease.	VTOD
	Trigger Point Cold 2	MW level at which TRIGGER_PT_COLD_2 should be observed before output can further increase or decrease.	VTOD
	Short Term Maximisation Capacity above MAXGEN	Capacity above MAXGEN that can be sustained for a finite period of time (MW).	VTOD
	Short Term Maximisation time	The duration in hours representing the length of time that Short-Term Maximisation can be sustained.	VTOD
	Minimum Down Time	Minimum amount of time the demand-side unit can be curtailed.(in Hours)	VTOD
	Maximum Down Time	Maximum amount of time the demand-side unit can be curtailed.(in Hours)	VTOD
MI / Demand Offer	Application Type	Must be "DAM"	
	Trading Day	Trading Day for which the data is submitted.	
	Gate Window Identifier	Identifier of the Gate Window to which the data is being submitted	
	Participant Name	Name of the Participant.	
	User Name	User Name.	
	Mode	Must be NORMAL	
	Standing Data Flag	Flag indicating that the submission is of Standing Data	
	Version Number	Must be 1.0	
	Resource Name	Must be a valid Resource Name	
	Resource Type	Must be a valid Unit Classification.	
	Expiry Date	Must be a valid date in the future.	
	Standing Day Type	Must be a valid Day Type Parameter value.	
	External Identifier	Optional text field that can be used to track submissions by Market Participants. This can be non-unique and cannot be queried (although will be returned in responses if successful).	
	Start Hour	Used to identify data submitted on a Trading Period basis, in conjunction with End Hour, Start Interval and End Interval.	
	End Hour	Used to identify data submitted on a Trading Period basis, in conjunction with Start Hour, Start Interval and End Interval.	
	Start Interval	Used to identify data submitted on a Trading Period basis, in conjunction with Start Hour, End Hour and End Interval.	
	End Interval	Used to identify data submitted on a Trading Period basis, in conjunction with Start Hour, End Hour and Start Interval.	
	Forecast Maximum Availability	As submitted by Generator Units for each Trading Day.	TOD
	Forecast Minimum Stable Generation	As submitted by Generator Units for each Trading Day.	TOD
	Forecast Minimum Output	As submitted by Generator Units for each Trading Day.	TOD
MI / Demand Technical Offer Data	Price Quantity Curve - Price	Submitted as part of Commercial Offer Data in accordance with Appendix I.	COD
	Price Quantity Curve - Quantity	Submitted as part of Commercial Offer Data in accordance with Appendix I.	COD
	Shut Down Cost	Submitted as part of Commercial Offer Data in accordance with Appendix I.	COD
	Nomination Profile	Submitted by each Predictable Price Taker Generator Unit, Variable Price Taker Generator Unit or Unit Under Test.	COD
	Decremental Price	Submitted by each Predictable Price Taker Generator Unit, Variable Price Taker Generator Unit or Unit Under Test.	COD
	Resource Name	Must be a valid Resource Name	VTOD
	Resource Type	Must be a valid Unit Classification.	VTOD
	Validation Data Set Number	Numerical identifier associated with a Validation Data Set	

Class / Element	Screen Name	Comment	Data Category
	External Identifier	Optional text field that can be used to track submissions by Market Participants. This can be non-unique and cannot be queried (although will be returned in responses if successful).	
	Max Ramp Up Rate	Rate of load increase. Rate of decreasing demand (MW/min).	VTOD
	Max Ramp Down Rate	Rate of load reduction. Rate of increasing demand (MW/min).	VTOD
	Minimum Down Time	Minimum amount of time the Demand Side Unit can be curtailed.(in Hours)	VTOD
	Maximum Down Time	Maximum amount of time the Demand Side Unit can be curtailed.(in Hours)	VTOD
MI / Validation Technical Offer Data Choice	Application Type	Must be "DAM"	
	Trading Day	Trading Day for which the data is submitted.	
	Gate Window Identifier	Identifier of the Gate Window to which the data is being submitted	
	Participant Name	Name of the Participant.	
	User Name	User Name.	
	Mode	Must be NORMAL	
	Resource Name	Must be a valid Resource Name	
	Resource Type	Must be a valid Unit Classification.	
	Validation Data Set Number	Numerical identifier associated with a Validation Data Set	
	Version Number	Must be 1.0	
MI / Settlement Reallocation	External Identifier	Optional text field that can be used to track submissions by Market Participants. This can be non-unique and cannot be queried (although will be returned in responses if successful).	
	Application Type	Must be "DAM"	
	Trading Day	Trading Day for which the data is submitted.	
	Participant Name	Name of the Participant.	
	User Name	User Name.	
	Mode	Must be NORMAL	
	Standing Data Flag	Flag indicating that the submission is of Standing Data	
	Version Number	Must be 1.0	
	Credited Participant Name	Must be a valid Participant.	
	Reallocation Type	Must be Energy or Capacity	
MI / Interconnector Offer	External Identifier	Optional text field that can be used to track submissions by Market Participants. This can be non-unique and cannot be queried (although will be returned in responses if successful).	
	Start Hour	Used to identify data submitted on a Trading Period basis, in conjunction with End Hour, Start Interval and End Interval.	
	End Hour	Used to identify data submitted on a Trading Period basis, in conjunction with Start Hour, Start Interval and End Interval.	
	Start Interval	Used to identify data submitted on a Trading Period basis, in conjunction with Start Hour, End Hour and End Interval.	
	End Interval	Used to identify data submitted on a Trading Period basis, in conjunction with Start Hour, End Hour and Start Interval.	
	Agreement Name	A name for the SRA as provided by a Participant.	
	Monetary Value	Value of the Settlement Reallocation Agreement.	
	Application Type	Must be "DAM"	
	Trading Day	Trading Day for which the data is submitted.	
	Gate Window Identifier	Identifier of the Gate Window to which the data is being submitted	
	Participant Name	Name of the Participant.	
	User Name	User Name.	
	Mode	Must be NORMAL	
	Standing Data Flag	Flag indicating that the submission is of Standing Data	
	Version Number	Must be 1.0	
	Resource Name	Must be a valid Interconnector	
	Resource Type	Must be a valid Unit Classification.	
	Expiry Date	Must be a valid date in the future.	
	Standing Day Type	Must be a valid Day Type Parameter value.	
	External Identifier	Optional text field that can be used to track submissions by Market Participants. This can be non-unique and cannot be queried (although will be returned in responses if successful).	
	Start Hour	Used to identify data submitted on a Trading Period basis, in conjunction with End Hour, Start Interval and End Interval.	

Class / Element	Screen Name	Comment	Data Category
	End Hour	Used to identify data submitted on a Trading Period basis, in conjunction with Start Hour, Start Interval and End Interval.	
	Start Interval	Used to identify data submitted on a Trading Period basis, in conjunction with Start Hour, End Hour and End Interval.	
	End Interval	Used to identify data submitted on a Trading Period basis, in conjunction with Start Hour, End Hour and Start Interval.	
	Maximum Interconnector Unit Import Capacity	Submitted as part of Commercial Offer Data in accordance with Appendix I.	COD
	Maximum Interconnector Unit Export Capacity	Submitted as part of Commercial Offer Data in accordance with Appendix I.	COD
	Price Quantity Curve - Price	Submitted as part of Commercial Offer Data in accordance with Appendix I.	COD
	Price Quantity Curve - Quantity	Submitted as part of Commercial Offer Data in accordance with Appendix I.	COD
	MI	MI Reports	
	STL	Settlement Statements	
	STL	Settlement Reallocation	
	STL	Invoicing Data	

Application Data

APPLICATION DATA		
Screen Name	Comment	Mandatory / Optional
Name	Corporate name of the Participant.	Mandatory
Short Name or Participant Name	Participant Short Name – will be used as the Participant Name in all Data Transactions	Mandatory
President Name	Person authorised to sign Framework Agreement	Mandatory
Effective Date	Effective Date (from) for the Participant	Mandatory
Expiry Date	Expiry Date (to) for the Participant	Optional
Address 1	Party Address	Mandatory
Address 2	Party Address (following)	Optional
City	Party City	Mandatory
County	Party County	Mandatory
Postal Code	Party Postal Code	Mandatory
Billing Address 1	Address to which all invoices for the Participant will be sent.	Optional
Billing Address 2	Address to which all invoices for the Participant will be sent.	Optional
Billing City	City to which all invoices for the Participant will be sent.	Optional
Billing County	County to which all invoices for the Participant will be sent.	Optional
Billing Code Postal	Postal code to which all invoices for the Participant will be sent.	Optional
Country	Party Country	Mandatory

APPLICATION DATA		
Screen Name	Comment	Mandatory / Optional
Phone	Party Phone	Mandatory
Fax	Party Fax	Mandatory
email	Party Email	Mandatory
URL	Party URL	Optional
Represent Party	Name of the Party that is represented by the registering Participant.	Optional
VAT Jurisdiction	RQI or NL	Mandatory
VAT number	VAT number	Mandatory
VAT Status	VAT Exempt (1) or Non-Exempt (0), for each jurisdiction	Mandatory
Notification Comment	Used by the Market Operator and Participant to exchange notes with respect to that registration data.	Optional
Was Participant flag	Was Previously a Participant? ('Y'/'N')	Optional
Old Market Participant Name	Old Business Associate ID (in the previous)	Optional
Old Market Participant Name Registration Date	Old Registration Date.	Optional
Account Manager	Name of MO personnel who will manage the Participant's account.	Mandatory
Market Participant Signatures of Agreement	Tracking of Participant signatures on Framework Agreement to Trading and settlement Code, Transmission Use of System Agreement (TUoS)	Mandatory
Amount of Initial Credit Cover	Amount of initial credit cover required at registration.	Optional
Credit cover Type	Type of Credit cover, whether Cash or Letter of Credit.	Mandatory
Data Exchange Test	Will be P (Pass) or F (Fail), depending on whether Market Operator data exchange testing is successful.	Optional but do not use
Potential Interconnection User	Yes or No	Optional
Participant Class	Type of Participant	Mandatory
External ID	Optional text field that can be used to track submissions by Market Participants	Optional

CONTACTS DATA

CONTACTS DATA		
Screen Name	Comment	Mandatory / Optional
Name	Contact name for settlement related business or Primary contact for market scheduling related business or Contact name for financial business functions, including credit cover or Contact name for other functional areas.	Mandatory

CONTACTS DATA		
Screen Name	Comment	Mandatory / Optional
Address 1	Contact address 1	Mandatory
Address 2	Contact address 2	Optional
City	Contact City	Mandatory
County	Contact County	Mandatory
Postal Code	Contact Postal Code	Mandatory
Country	Contact Country	Mandatory
Phone	Contact Phone number	Mandatory
Fax	Contact Fax number	Mandatory
email	Contact Email	Mandatory
mobile	Mobile Phone Number	Mandatory
Pager	Contact Pager Number	Mandatory
URL	Contact URL	Optional
Notification Comment	Used by the operator and Participant to exchange notes with respect to that registration data.	Optional
Effective Date	Contact Effective Date	Mandatory
Expiry Date	Contact Expiry Date	Optional
Position	Contact Person Position	Mandatory
Contact Type	Type of Transaction Contact	Mandatory
Comments	Comments on contact	Optional
External ID	Optional text field that can be used to track submissions by Market Participants	Optional

USERS DATA

USERS DATA		
Screen Name	Comment	Mandatory / Optional
Login	Unique User Login ID	Mandatory
Name	Name of user within organisation (multiple users may be entered)	Mandatory
Address 1	User Address 1	Mandatory
Address 2	User Address 2	Optional
City	User City	Mandatory
County	User County	Mandatory

USERS DATA		
Screen Name	Comment	Mandatory / Optional
Postal Code	User Postal Code	Mandatory
Country	User Country	Mandatory
Phone	User Phone Number	Mandatory
Fax	User Fax Number	Mandatory
email	User Email ID	Mandatory
mobile	User Mobile Phone ID	Mandatory
Pager	User Pager ID	Mandatory
URL	User URL	Optional
Notification Comment	Used by the operator and Participant to exchange notes with respect to that registration data.	Optional
Effective date	User Effective Date	Mandatory
Expiry date	User Expiration Date	Optional
Position	User Person Position	Mandatory
User type	Selection of pre-defined roles with corresponding market system access information by functional area, including read-write, read-only, and administrative access, as required.	Mandatory
Data Exchange Test	Will be P (Pass) or F (Fail), depending on whether Market Operator data exchange testing is successful.	Optional but do not use
Comments	Comments	Optional
External ID	Optional text field that can be used to track submissions by Market Participants.	Optional

BANK DATA

BANK DATA		
Screen / T&SC Name	Comment	Mandatory / Optional
Bank Name	Name of the bank for the Market Participant	Mandatory
Bank Number	Bank number for the Market Participant.	Mandatory
Bank Account Name	Bank account name for the Market Participant.	Mandatory
Account Number	Bank account number for the Market Participant.	Mandatory
Bank Account Description	Bank account description for the Market Participant.	Mandatory
Bank Branch Type	Bank branch type for the Market Participant.	Mandatory
Bank Branch Name	Bank branch name for the Market Participant	Mandatory
Bank Branch Number of Sort	Bank branch number for the Market Participant.	Mandatory

BANK DATA		
Screen / T&SC Name	Comment	Mandatory / Optional
Code		
Bank Branch Description	Bank branch description for the Market Participant.	Optional
Bank Branch Address line 1	Address field for the bank branch.	Optional
Bank Branch Address line 2	Further address field for the bank branch.	Optional
Bank Branch City	City in which the branch is located.	Optional
Bank Branch County	County in which the branch is located.	Optional
Bank Branch Postal Code	Postal code for the bank branch.	Optional
Bank Branch Country	Country in which the branch is located.	Optional
Bank Branch Phone	Phone number of the bank branch	Optional
Bank Branch Fax	Fax number of the bank branch	Optional
SWIFT BIC	Swift BIC code	Mandatory
IBAN	International Bank Account Number	Mandatory
Bank Account Currency jurisdiction	Bank Account Currency jurisdiction – should be RO or NL. The Market Operator approval process will ensure that all jurisdiction references (AD-22, BD-20, GP-123 and LP-24) are the same.	Optional
Notification Comment	Used by the operator and Participant to exchanges notes with respect to that registration data	Optional
External ID	Optional text field that can be used to track submissions by Market Participants.	Optional
Effective Start Date	Effective date for the bank details for the Market Participant.	Mandatory
Expiration Date	Expiry date for the bank details for the Market Participant.	Optional

UNIT (RESOURCE) DATA

Generator parameters

UNIT (RESOURCE) DATA – Generator parameters			
Screen Name	Comment	Type 2 Mandatory/ Optional	Type 3 Mandatory/ Optional

UNIT (RESOURCE) DATA – Generator parameters			
Screen Name	Comment	Type 2 Mandatory-/ Optional	Type 3 Mandatory-/ Optional
Resource Type	Indicates the type of resource for which data is being submitted – for example this will indicate if a resource is predictable or variable and whether it is a price taker or price maker. Permitted values include: PRED_PR_MAKER_GEN, PRED_PR_TAKER_GEN, VAR_PR_MAKER_GEN, VAR_PR_TAKER_GEN, AUTO_PR_TAKER_GEN.	Mandatory	Mandatory
Resource Name	The name of the resource in question (e.g. the name of the Generator Unit, Supplier Unit, Demand Side Unit, Interconnector Unit or Interconnector for which data is being submitted).	Mandatory	Mandatory
IM-Resource Name	Reference ID to the unit's injection point to the transmission system referenced in the Connection Agreement	Optional	Optional
Connection Point	Identifier of the Unit connection point (provided by the Transmission System Operators).	Optional	Optional
Connection Type	Will be "TRNS" if transmission system connected and "DIST" if distribution system connected.	Optional	Optional
Connection Agreement	Reference ID to the unit's and/or Participant's connection agreement.	Optional	Optional
Effective Date	Proposed date and time when Participant will become eligible to participate in the market.	Mandatory	Optional
Expiry Date	Expiry Date	Optional	Optional
Fuel type	May be Oil (OIL), Gas (GAS), Coal (COAL), Multiple Fuel (MULTI), Wind (WIND), Hydro (HYDRO), Biomass (BIO), Combined Heat and Power (CHP), Pumped Storage (PUMP) Demand Side Unit (DEM)	Mandatory	Optional
Minimum Stable Generation	Registered Minimum Stable Generation level in MW.	Mandatory	Optional
Minimum Time Sync Cold	This is not utilised in the systems. This can be left as NULL in the Data Transaction.	Mandatory, but not used by the SEM systems	Optional, but not used by the SEM systems
Minimum Time Sync Warm	The duration in hours off load that indicates the standby status change of the unit from Warm to Cold.	Mandatory	Optional
Minimum Time Sync Hot	The duration in hours off load that indicates the standby status change of the unit from Hot to Warm.	Mandatory	Optional

UNIT (RESOURCE) DATA – Generator parameters

Screen Name	Comment	Type 2 Mandatory/ Optional	Type 3 Mandatory/ Optional
Minimum Generation	The lowest value at which a Generator Unit may operate. Minimum Output will be equal to zero for all Generator Units that are not Pumped Storage Units or Interconnector Units.	Mandatory	Optional
Maximum Generation	Maximum Generation level, in MW.	Mandatory	Optional
Maximum Ramp Up Rate for Demand Side Unit	Maximum Ramp Up Rate for Demand Side Units.	Mandatory	Optional
Maximum Ramp Down Rate for Demand Side Units	Maximum Ramp Down Rate for Demand Side Units.	Mandatory	Optional
Number of Hours elapsed for Cold Sync time.	This is not utilised in the systems. This can be left as NULL in the Data Transaction	Mandatory, but not used by the SEM systems	Optional, but not used by the SEM systems
Number of Hours elapsed for Warm Sync time.	This is not utilised in the systems. This can be left as NULL in the Data Transaction	Mandatory, but not used by the SEM systems	Optional, but not used by the SEM systems
Number of Hours elapsed for Hot Sync time.	This is not utilised in the systems. This can be left as NULL in the Data Transaction	Mandatory, but not used by the SEM systems	Optional, but not used by the SEM systems
Pumped Storage flag	May be Y, N or NULL – it will only be Y if the Unit is a pumped storage unit.	Mandatory	Optional
Energy Limit Flag	May be Y, N or NULL – it will only be Y if the Unit is a pumped storage unit.	Mandatory	Optional
Netting Generator Flag	Only applicable to PPMC, PPTG, VPMC, VPTG, APTG. It is a Y/N/Null field. Null for supplier, demand and interconnector.	Mandatory	Optional
Short Term Maximisation Capacity above MAXGEN	Capacity above MAXGEN that can be sustained for a finite period of time (MW).	Mandatory	Optional
Short Term Maximisation time	The duration in hours representing the length of time that Short Term Maximisation can be sustained.	Mandatory	Optional
Minimum On time	The minimum time that must elapse from the time a Generator Unit Starts Up before it can be Shut Down	Mandatory	Optional
Maximum On time	The maximum time that must elapse from the time a Generator Unit Starts Up before it can be Shut Down	Mandatory	Optional
Minimum Off time	The minimum time that a Generator Unit must remain producing no Active Power or Reactive Power commencing at the time when it stops producing Active Power or Reactive Power.	Mandatory	Optional
Start Forbidden Range 1	MW level where restricted loading range (1) starts. Unit must move through this range as quickly as possible	Mandatory	Optional

UNIT (RESOURCE) DATA – Generator parameters			
Screen Name	Comment	Type-2 Mandatory/ Optional	Type-3 Mandatory/ Optional
End Forbidden Range 1	MW level where restricted loading range (1) ends. Unit must move through this range as quickly as possible.	Mandatory	Optional
Start Forbidden Range 2	MW level where restricted loading range (2) starts. Unit must move through this range as quickly as possible.	Mandatory	Optional
End Forbidden Range 2	MW level where restricted loading range (2) ends. Unit must move through this range as quickly as possible.	Mandatory	Optional
Fixed Unit Load	Fixed linear factor used to calculate net output from a Generator Unit. Fixed Unit Load (FUL) ≥ 0	Mandatory	Optional
Unit Load Scalar	Scalar quantity which approximates physical losses associated with a Generator Unit Transformer. Unit Load Scalar (ULS). $0 < \text{ULS} \leq 1$.	Mandatory	Optional
Start-up Time Cold	Notification/Start-up times in hours for a unit considered to be in a cold state.	Mandatory	Optional
Start-up Time warm	Notification/Start-up times in hours for a unit considered to be in a warm state.	Mandatory	Optional
Start-up Time Hot	Notification/Start-up times in hours for a unit considered to be in a hot state.	Mandatory	Optional
Block load Flag	Will be "Yes" or "No", depending on whether the Unit has block loading characteristics.	Mandatory	Optional
Block Load Cold	Block Load in MW when the unit is in a cold state.	Mandatory	Optional
Block Load Warm	Block Load in MW when the unit is in a warm state.	Mandatory	Optional
Block Load Hot	Block Load in MW when the unit is in a hot state.	Mandatory	Optional
Loading Rate Cold 1	Loading Up Rate in MW/min when a Unit is in a cold state that applies until <code>LOADING_UP_BREAK_PT_COLD_1</code> .	Mandatory	Optional
Loading Rate Cold 2	Loading Up Rate in MW/min when a Unit is in a cold state that applies from <code>LOADING_UP_BREAK_PT_COLD_1</code> to <code>LOADING_UP_BREAK_PT_COLD_2</code> .	Mandatory	Optional
Loading Rate Cold 3	Loading Up Rate in MW/min when a Unit is in a cold state that applies above <code>LOADING_UP_BREAK_PT_COLD_2</code> .	Mandatory	Optional
Loading Rate Warm 1	Loading Up Rate in MW/min when a Unit is in a warm state that applies until <code>LOADING_UP_BREAK_PT_WARM_1</code> .	Mandatory	Optional

UNIT (RESOURCE) DATA – Generator parameters

Screen Name	Comment	Type 2 Mandatory/ Optional	Type 3 Mandatory/ Optional
Loading Rate Warm 2	Loading Up Rate in MW/min when a Unit is in a warm state that applies from LOADING_UP_BREAK_PT_WARM_1 to LOADING_UP_BREAK_PT_WARM_2	Mandatory	Optional
Loading Rate Warm 3	Loading Up Rate in MW/min when a Unit is in a warm state that applies above LOADING_UP_BREAK_PT_WARM_2	Mandatory	Optional
Loading Rate Hot 1	Loading Up Rate in MW/min when a Unit is in a hot state that applies until LOADING_UP_BREAK_PT_HOT_1.	Mandatory	Optional
Loading Rate Hot 2	Loading Up Rate in MW/min when a Unit is in a hot state that applies from LOADING_UP_BREAK_PT_HOT_1 to LOADING_UP_BREAK_PT_HOT_2.	Mandatory	Optional
Loading Rate Hot 3	Loading Up Rate in MW/min when a Unit is in a hot state that applies above LOADING_UP_BREAK_PT_HOT_2.	Mandatory	Optional
Loading Up Breakpoint Cold 1	MW level from which the cold loading up rate will change from Loading Rate 1 to Loading Rate 2.	Mandatory	Optional
Loading Up Breakpoint Cold 2	MW level from which the cold loading up rate will change from Loading Rate 2 to Loading Rate 3.	Mandatory	Optional
Loading Up Breakpoint Warm 1	MW level from which the warm loading up rate will change from Loading Rate 1 to Loading Rate 2.	Mandatory	Optional
Loading Up Breakpoint Warm 2	MW level from which the warm loading up rate will change from Loading Rate 2 to Loading Rate 3.	Mandatory	Optional
Loading Up Breakpoint Hot 1	MW level from which the hot loading up rate will change from Loading Rate 1 to Loading Rate 2.	Mandatory	Optional
Loading Up Breakpoint Hot 2	MW level from which the hot loading up rate will change from Loading Rate 2 to Loading Rate 3.	Mandatory	Optional
Soak Time Hot 1	Time below Minimum Stable Generation for which a Unit remains at a constant MW level whilst in a hot state before continuing to increase or decrease output.	Mandatory	Optional
Soak Time Hot 2	Time below Minimum Stable Generation for which a Unit remains at a constant MW level whilst in a hot state before continuing to increase or decrease output.	Mandatory	Optional
Soak Time Warm 1	Time below Minimum Stable Generation for which a Unit remains at a constant MW level whilst in a warm state before continuing to increase or decrease output.	Mandatory	Optional

UNIT (RESOURCE) DATA – Generator parameters

Screen Name	Comment	Type 2 Mandatory/ Optional	Type 3 Mandatory/ Optional
Soak Time Warm 2	Time below Minimum Stable Generation for which a Unit remains at a constant MW level whilst in a warm state before continuing to increase or decrease output.	Mandatory	Optional
Soak Time Cold 1	Time below Minimum Stable Generation for which a Unit remains at a constant MW level whilst in a cold state before continuing to increase or decrease output.	Mandatory	Optional
Soak Time Cold 2	Time below Minimum Stable Generation for which a Unit remains at a constant MW level whilst in a cold state before continuing to increase or decrease output.	Mandatory	Optional
Trigger Point Hot 1	MW level at which TRIGGER_PT_HOT_1 should be observed before output can further increase or decrease.	Mandatory	Optional
Trigger Point Hot 2	MW level at which TRIGGER_PT_HOT_2 should be observed before output can further increase or decrease.	Mandatory	Optional
Trigger Point Warm 1	MW level at which TRIGGER_PT_WARM_1 should be observed before output can further increase or decrease.	Mandatory	Optional
Trigger Point Warm 2	MW level at which TRIGGER_PT_WARM_2 should be observed before output can further increase or decrease.	Mandatory	Optional
Trigger Point Cold 1	MW level at which TRIGGER_PT_COLD_1 should be observed before output can further increase or decrease.	Mandatory	Optional
Trigger Point Cold 2	MW level at which TRIGGER_PT_COLD_2 should be observed before output can further increase or decrease.	Mandatory	Optional
Start-up End Point	This is not utilised in the systems. This can be left as NULL in the Data Transaction	Mandatory	Optional
Ramp Up Rate 1	Ramp Up Rate in MW/min that applies until RAMP_UP_BREAK_PT_1.	Mandatory	Optional
Ramp Up Rate 2	Ramp Up Rate in MW/min that applies from RAMP_UP_BREAK_PT_1 until RAMP_UP_BREAK_PT_2.	Mandatory	Optional
Ramp Up Rate 3	Ramp Up Rate in MW/min that applies from RAMP_UP_BREAK_PT_2 until RAMP_UP_BREAK_PT_3.	Mandatory	Optional
Ramp Up Rate 4	Ramp Up Rate in MW/min that applies from RAMP_UP_BREAK_PT_3 until RAMP_UP_BREAK_PT_4.	Mandatory	Optional
Ramp Up Rate 5	Ramp Up Rate in MW/min that applies from RAMP_UP_BREAK_PT_4.	Mandatory	Optional

UNIT (RESOURCE) DATA – Generator parameters			
Screen Name	Comment	Type 2 Mandatory/ Optional	Type 3 Mandatory/ Optional
Ramp Up Breakpoint 1	MW level from which the ramp rate will change from Ramp Rate 1 to Ramp Rate 2.	Mandatory	Optional
Ramp Up Breakpoint 2	MW level from which the ramp rate will change from Ramp Rate 2 to Ramp Rate 3.	Mandatory	Optional
Ramp Up Breakpoint 3	MW level from which the ramp rate will change from Ramp Rate 3 to Ramp Rate 4.	Mandatory	Optional
Ramp Up Breakpoint 4	MW level from which the ramp rate will change to Ramp Rate 5.	Mandatory	Optional
Ramp Down Rate 1	Ramp Down Rate in MW/min that applies until RAMP_DOWN_BREAK_PT_1.	Mandatory	Optional
Ramp Down Rate 2	Ramp Down Rate in MW/min that applies from RAMP_DOWN_BREAK_PT_1 until RAMP_DOWN_BREAK_PT_2.	Mandatory	Optional
Ramp Down Rate 3	Ramp Down Rate in MW/min that applies from RAMP_DOWN_BREAK_PT_2 until RAMP_DOWN_BREAK_PT_3.	Mandatory	Optional
Ramp Down Rate 4	Ramp Down Rate in MW/min that applies from RAMP_DOWN_BREAK_PT_3 until RAMP_DOWN_BREAK_PT_4.	Mandatory	Optional
Ramp Down Rate 5	Ramp Up Rate in MW/min that applies from RAMP_UP_BREAK_PT_5.	Mandatory	Optional
Ramp Down Breakpoint 1	MW level from which the ramp rate will change from Ramp Rate 1 to Ramp Rate 2.	Mandatory	Optional
Ramp Down Breakpoint 2	MW level from which the ramp rate will change from Ramp Rate 2 to Ramp Rate 3.	Mandatory	Optional
Ramp Down Breakpoint 3	MW level from which the ramp rate will change from Ramp Rate 3 to Ramp Rate 4.	Mandatory	Optional
Ramp Down Breakpoint 4	MW level from which the ramp rate will change to Ramp Down Rate 5.	Mandatory	Optional
Deloading Rate 1	Deloading Rate in MW/min that applies for a Unit below Minimum Stable Generation until DELOAD_BREAK_PT.	Mandatory	Optional
Deloading Rate 2	Deloading Rate in MW/min that applies for a Unit below Minimum Stable Generation beyond DELOAD_BREAK_PT.	Mandatory	Optional
Deload Break Point	MW level from which the deloading rate will change from DELOADING_RATE_1 to DELOADING_RATE_2.	Mandatory	Optional
Dwell Time 1	Time above Minimum Stable Generation for which a Unit remains at a constant MW level before continuing to increase or decrease output.	Mandatory	Optional

UNIT (RESOURCE) DATA – Generator parameters			
Screen Name	Comment	Type 2 Mandatory/ Optional	Type 3 Mandatory/ Optional
Dwell Time 2	Time above Minimum Stable Generation for which a Unit remains at a constant MW level before continuing to increase or decrease output.	Mandatory	Optional
Dwell Time 3	Time above Minimum Stable Generation for which a Unit remains at a constant MW level before continuing to increase or decrease output.	Mandatory	Optional
Dwell Time Trigger Point 1	MW level at which DWELL TIMES 1 should be observed before output can further increase or decrease.	Mandatory	Optional
Dwell Time Trigger Point 2	MW level at which DWELL TIMES 2 should be observed before output can further increase or decrease.	Mandatory	Optional
Dwell Time Trigger Point 3	MW level at which DWELL TIMES 3 should be observed before output can further increase or decrease.	Mandatory	Optional
Drop	In relation to the operation of the governor of a Generator Unit, the percentage drop in System Frequency which would cause the Generator Unit under free governor action to change its output from zero to Full Load. (in %)	Mandatory	Optional
Number of Starts	Number of Starts available before maintenance of the unit when < 30 starts. Note: this value will be provided by Participants as part of their technical offer data. There will be no requirement to consider it in the optimization runs.	Mandatory	Optional
Number of Run Hours	Number of run hours available for a unit before maintenance when < 200 hours. Note: this value will be provided by Participants as part of their technical offer data. There will be no requirement to consider it in the optimization runs.	Mandatory	Optional
Minimum Reservoir Capacity	For Pumped Storage, Minimum possible capacity for the reservoir (MW/h). Reservoir levels must be the same for submissions from all Units Sharing the Reservoir. The value for the first unit by alphabetical order of the unit's name will be selected if the reservoir capacities differ.	Mandatory	Optional
Maximum Reservoir Capacity	For Pumped Storage, reservoir levels must be the same for submissions from all Units Sharing the Reservoir. The value for the first unit by alphabetical order of the unit's name will be selected if the reservoir capacities differ.	Mandatory	Optional
Pumping Load Capacity	For Pumped Storage, the load consumed by unit during pumping phase (MW).	Mandatory	Optional

UNIT (RESOURCE) DATA – Generator parameters			
Screen Name	Comment	Type 2 Mandatory/ Optional	Type 3 Mandatory/ Optional
Pumped Storage Cycle Efficiency	(PSCEff) The ratio between the gross electrical energy consumed to pump a given quantity of water from the lower reservoir to the upper reservoir and the net electrical energy sent out through the release of that quantity of water from the upper reservoir	Mandatory	Optional
Modes of Operation	This is not utilised in the systems. This can be left as NULL in the Data Transaction	Mandatory	Optional
Physical Location ID	Name of unit location on the transmission system.	Mandatory	Optional
Identification of Unit location on grid.	Unique identifier of unit location. Multiple Unit IDs can exist for each Physical Location (e.g. Supplier Unit and Generator Unit).	Mandatory	Optional
Name of station or site where unit is located (multiple units per station).	Name of station or site where unit is located (there can be multiple units per station).	Mandatory	Optional
Identification of the Station	Station ID defined by the Transmission System Operators.	Optional	Optional
Station address line 1	Station Address line 1.	Optional	Optional
Station address line 2	Station Address line 2.	Optional	Optional
Registered Firm Capacity	Total deep connected capacity designation for the unit.	Mandatory	Optional
Non-Firm Access Quantity	Non-firm capacity for a unit in MW, i.e. part of a Generator Unit's Availability that does not have Firm Access.	Mandatory	Optional
Target Reservoir Level Percentage	Target Reservoir Level Percentage, applied to the Target Reservoir Level to calculate the target for the end of the Optimisation Horizon. The Regulatory Authorities reserve the right to set this value.	Mandatory	Optional
Commission Test Certificate	Acceptance of commission test for data and generation communication requirements.	Optional	Optional
Old Resource Flag	To indicate if this is an old resource whose ownership is being changed/ or is being re-registered.	Optional	Optional
Old Resource Name	In case of a previously registered resource, this is to provide its previous registered resource identification.	Optional	Optional
Old Participant Name	Participant ID of the previous Participant (if applicable). Can be left NULL if not relevant.	Optional	Optional
Priority Dispatch flag	Indication of a Unit's priority in the physical market schedule if in a tie to serve marginal demand. Will be Y or N and will be set in conjunction with the Transmission System Operator(s).	Mandatory	Optional

UNIT (RESOURCE) DATA – Generator parameters

Screen Name	Comment	Type 2 Mandatory-/ Optional	Type 3 Mandatory-/ Optional
Unit under test start date	Date when the Unit is proposed to be under test. This will be approved by the Market Operator in conjunction with the Transmission System Operator(s).	Optional	Optional
Unit under test end date	Date when the Unit is proposed to complete its test. This will be approved by the Market Operator in conjunction with the Transmission System Operator(s).	Optional	Optional
Qualified Communication Channel	Indicator of the communication channels the unit has been qualified to utilise.	Optional	Optional
Jurisdiction	Jurisdiction for the resource – will be "ROI" or "NI".	Optional	Optional
Notification Comment	Used by the Market Operator and Participant to exchange notes with respect to that registration data.	Optional	Optional
Trading Site Name	Name of the Trading Site to which the Generator Unit is associated.	Optional	Optional
Data Exchange Test	Will be P (Pass) or F (Fail), depending on whether Market Operator data exchange testing is successful.	Optional but do not use	Optional but do not use
EB Licence number	Regulatory licence id number for the Participant based on type of unit owned (e.g. Wind Generation, Demand side, etc.).	Optional	Optional
Electricity Commission License Effective Date	Electricity Commission License Effective Date.	Optional	Optional
Electricity Commission License Expiration Date	Electricity Commission License Expiration Date.	Optional	Optional
External ID	Optional External ID text field that can be used to track submissions by Participants. This can be non-unique and cannot be queried.	Optional	Optional
Target Reservoir Level MWh	Minimum Reservoir Level required at the end of the Trading Day.	Mandatory but not used by the SEM systems	Optional but not used by the SEM systems
Default Data Submission	This is a flag set by the Market Operator, and indicates whether Default Data has been submitted by the Market Participant for a Unit.	Optional	Optional

Load Parameters

UNIT (RESOURCE) DATA – Load parameters

Screen Name	Comment	Type 2 Mandatory-/ Optional	Type 3 Mandatory-/ Optional
Resource Type	Demand Side Unit (DU) or Supplier Unit (SU)	Mandatory	Mandatory

UNIT (RESOURCE) DATA – Load parameters			
Screen Name	Comment	Type-2 Mandatory-/ Optional	Type-3 Mandatory-/ Optional
Resource Name	The name of the resource in question (e.g. the name of the Generator Unit, Supplier Unit, Demand Side Unit, Interconnector Unit or Interconnector for which data is being submitted).	Mandatory	Mandatory
IM-Resource-Name	Reference ID to the unit's injection point to the transmission system referenced in the Connection Agreement	Optional	Optional
Connection Point	Identifier of the Unit (provided by the system operators).	Optional	Optional
-	Transmission or Distribution Connected.	Optional	Optional
Connection Agreement	Reference ID to the unit's and/or Participant's connection agreement.	Optional	Optional
Effective Date	Effective Date for Load Data Submission	Mandatory	Optional
Expiry Date	Expiry Date for Load Data Submission	Optional	Optional
Max Ramp-Up	Rate of load increase. Rate of decreasing demand (MW/min).	Optional	Optional
Max Ramp-Down	Rate of load reduction. Rate of increasing demand (MW/min).	Optional	Optional
Dispatchable capacity	MW's available for curtailment.	Optional	Optional
Non-Dispatchable capacity	Portion of total demand not available for curtailment.	Optional	Optional
Minimum Down Time	Minimum amount of time the demand-side unit can be curtailed.(in Hours)	Optional	Optional
Maximum Down Time	Maximum amount of time the demand-side unit can be curtailed.(in Hours)	Optional	Optional
Trading Site Supplier Flag	Trading Site Supplier Flag (Y/N)	Optional	Optional
Unit under test start date	When applicable	Optional	Optional
Unit under test end date	When applicable	Optional	Optional
Old Resource Flag	To Indicate if this is an old resource whose ownership is being changed / or is being re-registered	Optional	Optional
Old Resource Name	In case of a previously registered resource, this is to provide its previous registered resource identification.	Optional	Optional
Old Participant Name	In case of a previously registered resource, this is to provide its previous registered Participant identification.	Optional	Optional
Qualified Communication Channel	Indicator of the communication channels the unit has been qualified to utilize.	Optional	Optional

UNIT (RESOURCE) DATA – Load parameters

Screen Name	Comment	Type-2 Mandatory/ Optional	Type-3 Mandatory/ Optional
Jurisdiction	RQL or NL	Optional	Optional
Notification Comment	Used by the operator and Participant to exchange notes with respect to that registration data.	Optional	Optional
Data Exchange Test	Will be P (Pass) or F (Fail), depending on whether Market Operator data exchange testing is successful.	Optional	Optional
EB Licence number	Regulatory licence id number for the Participant based on type of unit owned (e.g. Wind Generation, Demand-side, etc.).	Optional	Optional
Effective Date of EB Licence	Proposed date and time when Participant will become eligible to participate in the market.	Optional	Optional
Expiry Date of EB Licence	Expiry Date of EB Licence	Optional	Optional
Station ID	Station ID created by the system operators.	Optional	Optional
Station Address line 1	Address of Station for informational purposes.	Optional	Optional
Station Address line 2	Address of Station for informational purposes. (following)	Optional	Optional
External ID	Optional text field that can be used to track submissions by Market Participants	Optional	Optional
Fuel Type	Type of Fuel	Optional	Optional
Default Data Submission	This is a flag set by the Market Operator, and indicates whether Default Data has been submitted by the Market Participant for a Unit.	Optional	Optional

GENERATOR OFFER DATA

GENERATOR OFFER DATA

Name	Comment	Type-2 Mandatory/ Optional	Type-3 Mandatory/ Optional
APPLICATION_TYPE	Must be "DAM"	Mandatory	Optional
TRADING_DATE	Market Window for normal bid is not open for trading_date {0} and application_type {1} An error occurred when fetching data from the cm_market table for trading_date {0}	-	-
PARTICIPANT_NAME	Invalid combination of participant_name {0} and user_name {1} for trading_date {2}. The user_name {0} for participant_name {1} does not have system access privileges to participate in Market Trading for trading_date {2}	Mandatory	Optional

GENERATOR OFFER DATA				
Name	Comment	Type-2 Mandatory/ Optional	Type-3 Mandatory/ Optional	
USER_NAME	Invalid combination of participant_name (0) and user_name (1) for trading_date (2). The user_name (0) for participant_name (1) does not have system access privileges to participate in Market Trading for trading_date (2).	Mandatory	Optional	
MODE	Must be NORMAL.	Mandatory	Optional	
STANDING_FLAG	Market Window for standing bid is not open for trading_date (0) and application_type (1). The standing_flag must set to true when Standing Element is present. In multiple Standing Data Submissions, type "ALL" conflicts with other.	Mandatory	Optional	
VERSION_NO	Only one (0) element is allowed per submission.	Mandatory	Optional	
RESOURCE_NAME	The resource_name (0) is invalid.	Mandatory	Mandatory	
RESOURCE_TYPE	Invalid facility_type (0) given for facility_name (1), it must be PRED_PR_MAKER_GEN, PRED_PR_TAKER_GEN, VAR_PR_MAKER_GEN, or VAR_PR_TAKER_GEN. The submitted resource_type value (0) does not match the value (2) registered for the resource (1).	Mandatory	Mandatory	
EXPIRY_DATE	The expiry_date (0) must be in the future. The expiry_date (0) must be greater than or equal to trading_date (1).	Optional	Optional	
DAY_TYPE	Submitted Standing Data with type (0) conflicts with existing Standing Data with type (1) for trading_date (2).	Optional	Optional	
EXTERNAL_ID	Optional text field that can be used to track submissions by Market Participants. This can be non-unique and cannot be queried (although will be returned in responses if successful).	Optional	Optional	
START_HR	The start_hr of (0) must be less than or equal to the end_hr of (1) in (2) element. Could not submit hour (0) and interval (1) in (2) element for (3) (4). The following Hours and Intervals did not match between the (0) element and the (1) element: (2). Missing hour (0) and interval (1) in (2) element, submission must cover the entire Trading Day. The hours and intervals are overlapping for (0) in following (1). The energy_limit_detail element must be present when energy_limit_flag is set to Y. The energy_limit_detail element can not be submitted when energy_limit_flag is set to N. The nomination_profile element must be present when resource_type is "PRED_PR_TAKER_GEN", "VAR_PR_TAKER_GEN" or unit under test. The decremental_price element must be present when resource_type is PRED_PR_TAKER_GEN, VAR_PR_TAKER_GEN or unit under test.	Mandatory	Optional	

GENERATOR OFFER DATA				
Name	Comment	Type-2 Mandatory/ Optional	Type-3 Mandatory/ Optional	
END_HR	The start_hr of (0) must be less than or equal to the end_hr of (1) in (2) element. Could not submit hour (0) and interval (1) in (2) element for (3) (4). The following Hours and Intervals did not match between the (0) element and the (1) element: (2). Missing hour (0) and interval (1) in (2) element, submission must cover the entire Trading Day. The hours and intervals are overlapping for (0) in following (1). The energy_limit_detail element must be present when energy_limit_flag is set to Y. The energy_limit_detail element can not be submitted when energy_limit_flag is set to N. The nomination_profile element must be present when resource_type is "PRED_PR_TAKER_GEN", "VAR_PR_TAKER_GEN" or unit under test. The decremental_price element must be present when resource_type is PRED_PR_TAKER_GEN, VAR_PR_TAKER_GEN or unit under test.	Mandatory	Optional	
START_INT	The start_int of (0) must be less than or equal to the end_int of (1) in (2) element. Missing hour (0) and interval (1) in (2) element, submission must cover the entire Trading Day. The hours and intervals are overlapping for (0) in following (1). The following Hours and Intervals did not match between the (0) element and the (1) element: (2). The energy_limit_detail element must be present when energy_limit_flag is set to Y. The energy_limit_detail element can not be submitted when energy_limit_flag is set to N. The nomination_profile element must be present when resource_type is "PRED_PR_TAKER_GEN", "VAR_PR_TAKER_GEN" or unit under test. The decremental_price element must be present when resource_type is PRED_PR_TAKER_GEN, VAR_PR_TAKER_GEN or unit under test.	Mandatory	Optional	
END_INT	The start_int of (0) must be less than or equal to the end_int of (1) in (2) element. Missing hour (0) and interval (1) in (2) element, submission must cover the entire Trading Day. The hours and intervals are overlapping for (0) in following (1). The following Hours and Intervals did not match between the (0) element and the (1) element: (2). The energy_limit_detail element must be present when energy_limit_flag is set to Y. The energy_limit_detail element can not be submitted when energy_limit_flag is set to N. The nomination_profile element must be present when resource_type is "PRED_PR_TAKER_GEN", "VAR_PR_TAKER_GEN" or unit under test. The decremental_price element must be present when resource_type is PRED_PR_TAKER_GEN, VAR_PR_TAKER_GEN or unit under test.	Mandatory	Optional	
MAXIMUM_MW	The (0) value of (1) must be greater than 0 from start_hr (2), start_int (3) to end_hr (4), end_int (5). The maximum_mw value of (0) must be greater than or equal to the minimum_mw value of (1) from start_hr (2), start_int (3) to end_hr (4), end_int (5).	Mandatory	Optional	

GENERATOR OFFER DATA				
Name	Comment	Type-2 Mandatory/ Optional	Type-3 Mandatory/ Optional	
MINIMUM_MW	The {0} value of {1} must be greater than 0 from start_hr {2}, start_int {3} to end_hr {4}, end_int {5}. The maximum_mw value of {0} must be greater than or equal to the minimum_mw value of {1} from start_hr {2}, start_int {3} to end_hr {4}, end_int {5}.	Mandatory	Optional	
MINIMUM_OUTPUT_MW	The {0} value of {1} MWh must be less than or equal to 0 MWh.	Mandatory	Optional	
TARGET_RESERVOIR_LEVEL_MW_H	The pump_storage_detail element must be present when pump_storage_flag is set to Y. The pump_storage_detail element can not be submitted when pump_storage_flag is set to N.	Mandatory	Optional	
TARGET_RESERVOIR_LEVEL_PERCENT	The pump_storage_detail element must be present when pump_storage_flag is set to Y.	Optional	Optional	
PRIOR_DAY_END_RESERVOIR_LEVEL_MWH	The pump_storage_detail element must be present when pump_storage_flag is set to Y. The pump_storage_detail element can not be submitted when pump_storage_flag is set to N.	Optional	Optional	
OPERATIONAL_RESERVOIR_CAPACITY_LIMIT_MWH	The operational_reservoir_capacity_limit_mwh value of {0} must not exceed the Maximum Reservoir storage capacity value of {1}. The operational_reservoir_capacity_limit_mwh value of {0} must not fall below the Minimum Reservoir storage capacity value of {1}. The pump_storage_detail element must be present when pump_storage_flag is set to Y. The pump_storage_detail element can not be submitted when pump_storage_flag is set to Y.	Optional <u>but not used by the SEM systems</u>	Optional <u>but not used by the SEM systems</u>	
SPIN_GENERATION_COST	Cost of running in spinning mode. Used only operationally.	Optional	Optional	
SPIN_PUMP_COST	Cost of running in pumping mode. Used only operationally.	Optional	Optional	
MINIMUM_GENERATION_COST	Cost of running at minimum generation level. Used only operationally.	Optional	Optional	
LIMIT_MWH	The energy_limit_detail element must be present when energy_limit_flag is set to Y. The energy_limit_detail element can not be submitted when energy_limit_flag is set to N.	Mandatory	Optional	
LIMIT_FACTOR	The energy_limit_detail element must be present when energy_limit_flag is set to Y. The energy_limit_detail element can not be submitted when energy_limit_flag is set to N.	Mandatory	Optional	
ENERGY_LIMIT_PERIOD_FLAG	The energy_limit_detail element must be present when energy_limit_flag is set to Y. The energy_limit_detail element can not be submitted when energy_limit_flag is set to N.	Mandatory	Optional	

GENERATOR OFFER DATA				
Name	Comment	Type-2 Mandatory/ Optional	Type-3 Mandatory/ Optional	
PQ_CURVE_PRICE	The Prices in the PQ Curve are not monotonically increasing between points (0) and (1). The price value of (0) in the pq_curve element must not exceed the Market Price Cap value of (1) ((2)). The price value of (0) in the pq_curve element must be not lower than the Market Price Floor value of (1) ((2)). The price_maker_detail element must be present when resource_type is "PRED_PR_MAKER_GEN" or "VAR_PR_MAKER_GEN" or Under Test is true. The pq_curve element can not be submitted in price_taker_detail element when resource type is (0).	Mandatory	Optional	
PQ_CURVE_QUANTITY	The MW Quantities in the PQ Curve are not monotonically increasing between points (0) and (1). The price_maker_detail element must be present when resource_type is "PRED_PR_MAKER_GEN" or "VAR_PR_MAKER_GEN" or Under Test is true. The pq_curve element can not be submitted in price_taker_detail element when resource type is (0).	Mandatory	Optional	
STARTUP_COST_HOT	Start-up costs for cold, warm or hot states. At least one and up to three values provided. The (0) value of (1) MWh must be greater than or equal to 0 MWh. The (0) start-up costs must be greater than or equal to (1) start-up costs. The price_maker_detail element must be present when resource_type is "PRED_PR_MAKER_GEN" or "VAR_PR_MAKER_GEN" or Under Test is true. The pq_curve element can not be submitted in price_taker_detail element when resource type is (0).	Optional	Optional	
STARTUP_COST_WARM	Start-up costs for cold, warm or hot states. At least one and up to three values provided. The (0) value of (1) MWh must be greater than or equal to 0 MWh. The (0) start-up costs must be greater than or equal to (1) start-up costs. The price_maker_detail element must be present when resource_type is "PRED_PR_MAKER_GEN" or "VAR_PR_MAKER_GEN" or Under Test is true. The pq_curve element can not be submitted in price_taker_detail element when resource type is (0).	Optional	Optional	

GENERATOR OFFER DATA

Name	Comment	Type-2 Mandatory/ Optional	Type-3 Mandatory/ Optional
STARTUP_COST_COLD	Start-up costs for cold, warm or hot states. At least one and up to three values provided. The {0} value of {1} MWh must be greater than or equal to 0 MWh. The {0} start-up costs must be greater than or equal to {1} start-up costs. The price_maker_detail element must be present when resource_type is "PRED_PR_MAKER_GEN" or "VAR_PR_MAKER_GEN" or Under Test is true. The pq_curve element can not be submitted in price_taker_detail element when resource_type is {0}.	Mandatory	Optional
NO_LOAD_COST	The {0} value of {1} MWh must be greater than or equal to 0 MWh. The no_load_cost element must be presented in price_taker_detail element when resource_type is PRED_PR_TAKER_GEN or PRED_PR_MAKER_GEN with unit under test. The no_load_cost element can not be submitted in price_taker_detail element when resource_type is {0}.	Mandatory	Optional
NOMINATION_PROFILE_VALUE	The nomination_profile element must be present when resource_type is "PRED_PR_TAKER_GEN", "VAR_PR_TAKER_GEN" or unit under test.	Mandatory	Optional
DECREMENTAL_PRICE_VALUE	The {0} value of {1} must be equal to 0 from start_hr {2}, start_int {3} to end_hr {4}, end_int {5}. The decremental_price element must be present when resource_type is PRED_PR_TAKER_GEN, VAR_PR_TAKER_GEN or unit under test.	Mandatory	Optional

LOAD BID DATA

LOAD BID DATA

Name	Comment	Type-2 Mandatory/ Optional	Type-3 Mandatory/ Optional
APPLICATION_TYPE	Must be "DAM"	Mandatory	Optional
TRADING_DATE	Market Window for normal bid is not open for trading_date {0} and application_type {1}. An error occurred when fetching data from the em_market table for trading_date {0}.		Optional
PARTICIPANT_NAME	Invalid combination of participant_name {0} and user_name {1} for trading_date {2}. The user_name {0} for participant_name {1} does not have system access privileges to participate in Market Trading for trading_date {2}.	Mandatory	Optional

LOAD BID DATA			
Name	Comment	Type-2 Mandatory/ Optional	Type-3 Mandatory/ Optional
USER_NAME	Invalid combination of participant_name (0) and user_name (1) for trading_date (2). The user_name (0) for participant_name (1) does not have system access privileges to participate in Market Trading for trading_date (2).	Mandatory	Optional
MODE	Must be NORMAL	Mandatory	Optional
STANDING_FLAG	The standing_flag must set to true when Standing Element is present. In multiple Standing Data Submissions, type "ALL" conflicts with other.	Mandatory	Optional
VERSION_NO	Only one (0) element is allowed per submission.	Mandatory	Optional
RESOURCE_NAME	The resource_name (0) is invalid.	Mandatory	Mandatory
RESOURCE_TYPE	Invalid facility_type (0) given for facility_name (1), it must be PR_MAKER_DEMAND_UNIT. The submitted resource_type value (0) does not match the value (2) registered for the resource (1).	Mandatory	Mandatory
EXPIRY_DATE	The expiry_date (0) must be in the future. The expiry_date (0) must be greater than or equal to trading_date (1).	Optional	Optional
DAY_TYPE	Submitted Standing Data with type (0) conflicts with existing Standing Data with type (1) for trading_date (2).	Optional	Optional
EXTERNAL_ID	Optional text field that can be used to track submissions by Market Participants. This can be non-unique and cannot be queried (although will be returned in responses if successful).	Optional	Optional
START_HR	The start_hr of (0) must be less than or equal to the end_hr of (1) in (2) element. Could not submit hour (0) and interval (1) in (2) element for (3) (4). The following Hours and Intervals did not match between the (0) element and the (1) element: (2). Missing hour (0) and interval (1) in (2) element, submission must cover the entire Trading Day. The hours and intervals are overlapping for (0) in following (1).	Mandatory	Optional
END_HR	The start_hr of (0) must be less than or equal to the end_hr of (1) in (2) element. Could not submit hour (0) and interval (1) in (2) element for (3) (4). The following Hours and Intervals did not match between the (0) element and the (1) element: (2). Missing hour (0) and interval (1) in (2) element, submission must cover the entire Trading Day. The hours and intervals are overlapping for (0) in following (1).	Mandatory	Optional

LOAD BID DATA			
Name	Comment	Type-2 Mandatory/ Optional	Type-3 Mandatory/ Optional
START_INT	The start_int of {0} must be less than or equal to the end_int of {1} in {2} element. Missing hour {0} and interval {1} in {2} element, submission must cover the entire Trading Day. The hours and intervals are overlapping for {0} in following {1}. The following Hours and Intervals did not match between the {0} element and the {1} element: {2}	Mandatory	Optional
END_INT	The start_int of {0} must be less than or equal to the end_int of {1} in {2} element. Missing hour {0} and interval {1} in {2} element, submission must cover the entire Trading Day. The hours and intervals are overlapping for {0} in following {1}. The following Hours and Intervals did not match between the {0} element and the {1} element: {2}	Mandatory	Optional
MAXIMUM_MW	The {0} value of {1} MWh must be greater than or equal to 0 MWh from start_hr {2}, start_int {3} to end_hr {4}, end_int {5}. The maximum_mw value of {0} must be greater than or equal to the minimum_mw value of {1} from start_hr {2}, start_int {3} to end_hr {4}, end_int {5}	Mandatory	Optional
MINIMUM_MW	The {0} value of {1} MWh must be greater than or equal to 0 MWh from start_hr {2}, start_int {3} to end_hr {4}, end_int {5}. The maximum_mw value of {0} must be greater than or equal to the minimum_mw value of {1} from start_hr {2}, start_int {3} to end_hr {4}, end_int {5}	Mandatory	Optional
MINIMUM_OUTPUT_MW	The {0} value of {1} MWh must be less than or equal to 0 MWh from start_hr {2}, start_int {3} to end_hr {4}, end_int {5}	Mandatory	Optional
PQ_CURVE_PRICE	The Prices in the PQ Curve are not monotonically increasing between points {0} and {1}. The price value of {0} in the pq_curve element must not exceed the Market Price Cap value of {1} {2}. The price value of {0} in the pq_curve element must be not lower than the Market Price Floor value of {1} {2}	Mandatory	Optional
PQ_CURVE_QUANTITY	The MW Quantities in the PQ Curve are not monotonically increasing between points {0} and {1}. The quantity value of {0} must not exceed the maximum_import_capacity_mw value of {1} for hour {2} and interval {3}. The quantity value of {0} must not exceed the maximum_export_capacity_mw value of {1} for hour {2} and interval {3}	Mandatory	Optional
SHUTDOWN_COST	-	Mandatory	Optional
START_HR	The start_hr of {0} must be less than or equal to the end_hr of {1} in {2} element. Could not submit hour {0} and interval {1} in {2} element for {3} {4}. The following Hours and Intervals did not match between the {0} element and the {1} element: {2}. Missing hour {0} and interval {1} in {2} element, submission must cover the entire Trading Day. The hours and intervals are overlapping for {0} in following {1}	Mandatory	Optional

LOAD BID DATA			
Name	Comment	Type-2 Mandatory-/ Optional	Type-3 Mandatory-/ Optional
END_HR	The start_hr of {0} must be less than or equal to the end_hr of {1} in {2} element. Could not submit hour {0} and interval {1} in {2} element for {3} {4}. The following Hours and Intervals did not match between the {0} element and the {1} element: {2}. Missing hour {0} and interval {1} in {2} element, submission must cover the entire Trading Day. The hours and intervals are overlapping for {0} in following {1}.	Mandatory	Optional
START_INT	The start_int of {0} must be less than or equal to the end_int of {1} in {2} element. Missing hour {0} and interval {1} in {2} element, submission must cover the entire Trading Day. The hours and intervals are overlapping for {0} in following {1}. The following Hours and Intervals did not match between the {0} element and the {1} element: {2}.	Mandatory	Optional
END_INT	The start_int of {0} must be less than or equal to the end_int of {1} in {2} element. Missing hour {0} and interval {1} in {2} element, submission must cover the entire Trading Day. The hours and intervals are overlapping for {0} in following {1}. The following Hours and Intervals did not match between the {0} element and the {1} element: {2}.	Mandatory	Optional
NOMINATION_PROFILE_VALUE	-	Mandatory	Optional
DECREMENTAL_PRICE_START_H R	The start_hr of {0} must be less than or equal to the end_hr of {1} in {2} element. Could not submit hour {0} and interval {1} in {2} element for {3} {4}.	Mandatory	Optional
DECREMENTAL_PRICE_START_IN T	The start_int of {0} must be less than or equal to the end_int of {1} in {2} element.	Mandatory	Optional
DECREMENTAL_PRICE_END_HR	The start_hr of {0} must be less than or equal to the end_hr of {1} in {2} element. Could not submit hour {0} and interval {1} in {2} element for {3} {4}.	Mandatory	Optional
DECREMENTAL_PRICE_END_INT	The start_int of {0} must be less than or equal to the end_int of {1} in {2} element.	Mandatory	Optional
DECREMENTAL_PRICE_VALUE	The {0} value of {1} must be equal to 0 from start_hr {2}, start_int {3} to end_hr {4}, end_int {5}.	Mandatory	Optional

INTERCONNECTOR OFFER DATA

INTERCONNECTOR OFFER DATA			
Name	Comment	Type-2 Mandatory-/ Optional	Type-3 Mandatory-/ Optional
APPLICATION_TYPE	Must be "DAM"	Mandatory	Optional

INTERCONNECTOR OFFER DATA			
Name	Comment	Type-2 Mandatory-/ Optional	Type-3 Mandatory-/ Optional
TRADING_DATE	Market Window for normal bid is not open for trading_date (0) and application_type (1). An error occurred when fetching data from the em_market table for trading_date (0).		Optional
PARTICIPANT_NAME	Invalid combination of participant_name (0) and user_name (1) for trading_date (2). The user_name (0) for participant_name (1) does not have system access privileges to participate in Market Trading for trading_date (2).	Mandatory	Optional
USER_NAME	Invalid combination of participant_name (0) and user_name (1) for trading_date (2). The user_name (0) for participant_name (1) does not have system access privileges to participate in Market Trading for trading_date (2).	Mandatory	Optional
MODE	Must be NORMAL	Mandatory	Optional
STANDING_FLAG	Could not (0) a standing bid for settlement reallocation. The Standing Element could not be presented in settlement reallocation (0). Only one (0) element is allowed per submission.	Mandatory	Optional
VERSION_NO	Only one (0) element is allowed per submission.	Mandatory	Optional
RESOURCE_NAME	The resource name (0) is invalid.	Mandatory	Mandatory
RESOURCE_TYPE	Invalid facility_type (0) given for facility_name (1), it must be INTERCONNECTOR. The submitted resource_type value (0) does not match the value (2) registered for the resource (1).	Mandatory	Mandatory
EXPIRY_DATE	The expiry_date (0) must be in the future. The expiry_date (0) must be greater than or equal to trading_date (1).	Optional	Optional
DAY_TYPE	Submitted Standing Data with type (0) conflicts with existing Standing Data with type (1) for trading_date (2).	Optional	Optional
EXTERNAL_ID	Optional text field that can be used to track submissions by Market Participants. This can be non-unique and cannot be queried (although will be returned in responses if successful).	Optional	Optional
START_HR	The start_hr of (0) must be less than or equal to the end_hr of (1) in (2) element. Could not submit hour (0) and interval (1) in (2) element for (3) (4). The following Hours and Intervals did not match between the (0) element and the (1) element: (2). Missing hour (0) and interval (1) in (2) element, submission must cover the entire Trading Day. The hours and intervals are overlapping for (0) in following (1).	Mandatory	Optional

INTERCONNECTOR OFFER DATA			
Name	Comment	Type-2 Mandatory/ Optional	Type-3 Mandatory/ Optional
END_HR	The start_hr of {0} must be less than or equal to the end_hr of {1} in {2} element. Could not submit hour {0} and interval {1} in {2} element for {3} {4}. The following Hours and Intervals did not match between the {0} element and the {1} element: {2}. Missing hour {0} and interval {1} in {2} element, submission must cover the entire Trading Day. The hours and intervals are overlapping for {0} in following {1}.	Mandatory	Optional
START_INT	The start_int of {0} must be less than or equal to the end_int of {1} in {2} element. Missing hour {0} and interval {1} in {2} element, submission must cover the entire Trading Day. The hours and intervals are overlapping for {0} in following {1}. The following Hours and Intervals did not match between the {0} element and the {1} element: {2}.	Mandatory	Optional
END_INT	The start_int of {0} must be less than or equal to the end_int of {1} in {2} element. Missing hour {0} and interval {1} in {2} element, submission must cover the entire Trading Day. The hours and intervals are overlapping for {0} in following {1}. The following Hours and Intervals did not match between the {0} element and the {1} element: {2}.	Mandatory	Optional
MAXIMUM_IMPORT_CAPACITY_MW	The maximum_import value of {0} must not exceed the Maximum Interconnector Import Capacity value of {1}.	Mandatory	Optional
MAXIMUM_EXPORT_CAPACITY_MW	The maximum_export value of {0} must not exceed the Maximum Interconnector Export Capacity value of {1}.	Mandatory	Optional
PQ_CURVE_PRICE	The Prices in the PQ Curve are not monotonically increasing between points {0} and {1}. The price value of {0} in the pq_curve element must not exceed the Market Price Cap value of {1} {2}. The price value of {0} in the pq_curve element must be not lower than the Market Price Floor value of {1} {2}.	Mandatory	Optional
PQ_CURVE_QUANTITY	The MW Quantities in the PQ Curve are not monotonically increasing between points {0} and {1}. The quantity value of {0} must not exceed the maximum_import_capacity_mw value of {1} for hour {2} and interval {3}. The quantity value of {0} must not exceed the maximum_export_capacity_mw value of {1} for hour {2} and interval {3}.	Mandatory	Optional
SETTLEMENT REALLOCATION DATA			
SETTLEMENT REALLOCATION DATA			
Name	Comment	Mandatory/ Optional	
APPLICATION_TYPE	Must be "DAM"	Mandatory	

SETTLEMENT REALLOCATION DATA		
Name	Comment	Mandatory/ Optional
TRADING_DATE	Market Window for normal bid is not open for trading_date {0} and application_type {1} An error occurred when fetching data from the cm_market table for trading_date {0}	Mandatory
PARTICIPANT_NAME	Invalid combination of participant_name {0} and user_name {1} for trading_date {2}. The user_name {0} for participant_name {1} does not have system access privileges to participate in Market Trading for trading_date {2}	Mandatory
USER_NAME	Invalid combination of participant_name {0} and user_name {1} for trading_date {2}. The user_name {0} for participant_name {1} does not have system access privileges to participate in Market Trading for trading_date {2}	Mandatory
MODE	Must be NORMAL	Mandatory
STANDING_FLAG	Could not {0} a standing bid for settlement reallocation The Standing Element could not be presented in settlement reallocation {0}. Only one {0} element is allowed per submission	Mandatory
VERSION_NO	Only one {0} element is allowed per submission	Mandatory
CREDITED_PARTICIPANT_NAME	Invalid participant_name {0} in sem_settlement_reallocation element Only one {0} element is allowed per submission	Mandatory
REALLOCATION_TYPE	Only one {0} element is allowed per submission	Mandatory
EXTERNAL_ID	Only one {0} element is allowed per submission	Optional
START_HR	The start_hr of {0} must be equal to the end_hr of {1} in {2} element. Could not submit hour {0} and interval {1} in {2} element for {3} {4}. Only one {0} element is allowed per submission	Mandatory
END_HR	The start_hr of {0} must be equal to the end_hr of {1} in {2} element. Could not submit hour {0} and interval {1} in {2} element for {3} {4}. Only one {0} element is allowed per submission	Mandatory
START_INT	The start_int of {0} must be equal to the end_int of {1} in {2} element. Only one {0} element is allowed per submission	Mandatory
END_INT	The start_int of {0} must be equal to the end_int of {1} in {2} element. Only one {0} element is allowed per submission	Mandatory
AGREEMENT_NAME	Only one {0} element is allowed per submission	Mandatory
MONETARY_VALUE	The {0} value of {1} must be greater than 0 from start_hr {2}, start_int {3} to end_hr {4}, end_int {5}	Mandatory

|

**TEMPLATE OF FAX ~~TEMPLATE~~ FOR MO TO ~~MP FOR~~ REQUEST
AUTHORISATION TO CHANGE BANKING DETAILS ~~FROM MP~~
(AS PER STEP 2 OF TABLE 1A)**

MARKET OPERATOR HEADED PAPER

Screen / T&SC Name [Copy of revised Banking Details element](#)
[Bank Name](#)
[Bank Number](#)
[Bank Account Name](#)
[Account Number](#)
[Bank Account Description](#)
[Bank Branch Type](#)
[Bank Branch Name](#)
[Bank Branch Number of Sort Code](#)
[Bank Branch Description](#)
[Bank Branch Address line 1](#)
[Bank Branch Address line 2](#)
[Bank Branch City](#)
[Bank Branch County](#)
[Bank Branch Postal Code](#)
[Bank Branch Country](#)
[Bank Branch Phone](#)
[Bank Branch Fax](#)
[SWIFT BIC](#)
[IBAN](#)
[Bank Account Currency Jurisdiction](#)
[Notification Comment](#)
[External ID](#)
[Effective Date](#)
[Expiry Date](#)

Screen / T&SC Name	Copy of revised Banking Details element
Bank Name	-
Bank Number	-
Bank Account Name	-
Account Number	-
Bank Account Description	-
Bank Branch Type	-
Bank Branch Name	-
Bank Branch Number of Sort Code	-
Bank Branch Description	-
Bank Branch Address line 1	-
Bank Branch Address line 2	-
Bank Branch City	-
Bank Branch County	-

Bank Branch Postal Code	-
Bank Branch Country	-
Bank Branch Phone	-
Bank Branch Fax	-
SWIFT BIC	-
IBAN	-
Bank Account Currency jurisdiction	-
Notification Comment	-
External ID	-
Effective Start Date	-
Expiration Date	-

Authorised Signatures;

Authorised Signatory A
Date:

Authorised Signatory B
Date:

Please confirm the implementation of changes having received and verified this signed fax (as a hardcopy) by contacting us in the manner specified (fax and/or email) on the list of Authorised Signatories.

BANKING DETAILS INSTRUCTIONS

COMPANY HEADED PAPER

To: Market Operator

We hereby confirm that two of the following can authorise instructions (one signature from Panel A and one signature from Panel B) to the MO to amend the bank account details. Proof of identity is supplied with this documentation for each Signature (Copy of Passport and recent Utility Bill certified by a practicing solicitor).

Implementation of instructions to amend bank account details by the Market Operator is contingent on receiving the original signature of two personnel, one from Panel A and one signature Panel B listed below on the fax request from the Market Operator that details the proposed bank account amendments.

The request for this authorisation is sent by fax to the following fax number:

Primary fax number +
Secondary fax number +

PANEL A:

Personnel Authorised To Amend Bank Account Details (Block Capitals)	Sample Signature

COMPANY HEADED PAPER

PANEL B

Personnel Authorised To Amend Bank Account Details (Block Capitals)	Sample Signature

Market Operator Guidelines for Authorised Signatories:

AP4 - 84