



Market Operator's Performance Report

March 2020

Contents

Contents.....	2
Executive Summary.....	4
1 Joining and Terminating Parties and Units	5
1.1 Balancing Market	5
1.1 Termination of Participants.....	5
1.2 Suspension of Participants	5
2 Trading and Settlement Code Breaches	6
3 Balancing Market Settlements.....	7
3.1 Indicative and Initial Settlement Runs	7
3.2 Settlement Documents	8
3.3 M+4 and M+13 Resettlement	9
4 Financial Statistics.....	10
4.1 Cash Flow positions for Balancing Market, Capacity Market and Market Operator Charges.....	10
4.2 Financial Changes between Initial Settlement and Subsequent Reruns	11
5 Query Management.....	13
5.1 General Queries	13
5.2 Settlement Queries	13
5.3 Disputes.....	14
6 Imbalance Price.....	15
6.1 Imbalance Price	15
6.2 Exchange Rate	17
6.3 Imbalance Price Generation and Backup Price	17
7 Modifications	18
7.1 Balancing Market – Trading & Settlement Code Modification Management	18
7.2 Balancing Market - Modifications Process Development.....	18
8 Central Systems.....	19
8.1 System Releases	19
8.2 System Availability	19
8.3 Known Issues Report	19

8.4	Limited Communication Failure (LCF), General Communication Failure (GCF) and General System Failure (GSF).....	19
9	Appendix A: Trading and Settlement Code Breaches.....	20
10	Appendix B: Historical Settlement Information.....	23
11	Appendix C: Settlement Publication Timings.....	27
12	Appendix D: List of Queries by Type	29

Executive Summary

On 1 October 2018 the Integrated Single Electricity Market (I-SEM) went live and is now the enduring operational electricity market in Ireland and Northern Ireland.

This Single Electricity Market Operator's (SEMO) performance report covers the month of operation of March 2020 and is published in accordance with section B16.2 of the Trading and Settlement Code and the SEM Committee decision paper issued for the Legacy SEM market.

During the month of March 2020:

- There were 16 late publications of Indicative and Initial Settlement runs as per the Trading and Settlement Code timelines
- 5 out of 5 Settlement Documents issued on time
- There were 5 payment defaults by Participants
- There were 0 new units registered in the market, and 0 new parties joined the market
- There were no Credit default by Participants as per the Trading and Settlement code timelines
- 192 general queries were received and 191 general queries were resolved, with 72 in progress

SEMO welcomes all comments on the contents of this report. Comments should be sent preferably in email format to info@sem-o.com. The intention is for SEMO and the Regulatory Authorities to consult on the framework for reporting based on comments and feedback received and to implement any revisions where necessary.

1 Joining and Terminating Parties and Units

1.1 Balancing Market

No parties went effective in the Market between 01 March and 31 March 2020.

No units went effective in the Market between 01 March and 31 March 2020.

No units de-registered from the Market between 01 March and 31 March 2020.

1.1 Termination of Participants

There were no terminating parties in March 2020.

1.2 Suspension of Participants

No Suspension Orders were issued by the Market Operator in March 2020.

2 Trading and Settlement Code Breaches

Breaches of the Trading and Settlement Code were noted in the following areas:

Trading and Settlement Code Breaches			
Area		Major	Minor
Data Providers		-	9
Market Participants	Clearing	5	-
	Credit Risk Management	0	-
Market Operator	Balancing Market Settlement	0	16
	Clearing	-	-
	Credit Risk Management	-	-
	Other	-	-
Total		5	25

Table 1 – Trading and Settlement Code Breaches

Further details of each of the Trading and Settlement Code breaches noted above are set out in **Appendix A**.

Key:

- Major Breach - late publishing of settlement documents, default notices issued for non-payment or similar.
- Minor Breach - deadlines not met, but no financial implication to Participants. This includes late posting of settlement runs.

3 Balancing Market Settlements

3.1 Indicative and Initial Settlement Runs

For Historical information please see Appendix B – Historical Settlement Information.

The following series of tables and graphs represents the publications of Indicative and Initial Settlement runs. Every working day SEMO is obliged to issue Indicative and Initial settlement run statements.

Settlement Runs completed 01/03/2020 – 31/03/2020		
	Indicative	Initial
On Time	19	27
Same Day Late	1	3
> 1 Day Late	11	1
Total runs	31	31

Table 2 - Settlement Runs completed 01/03/2020 - 31/03/2020

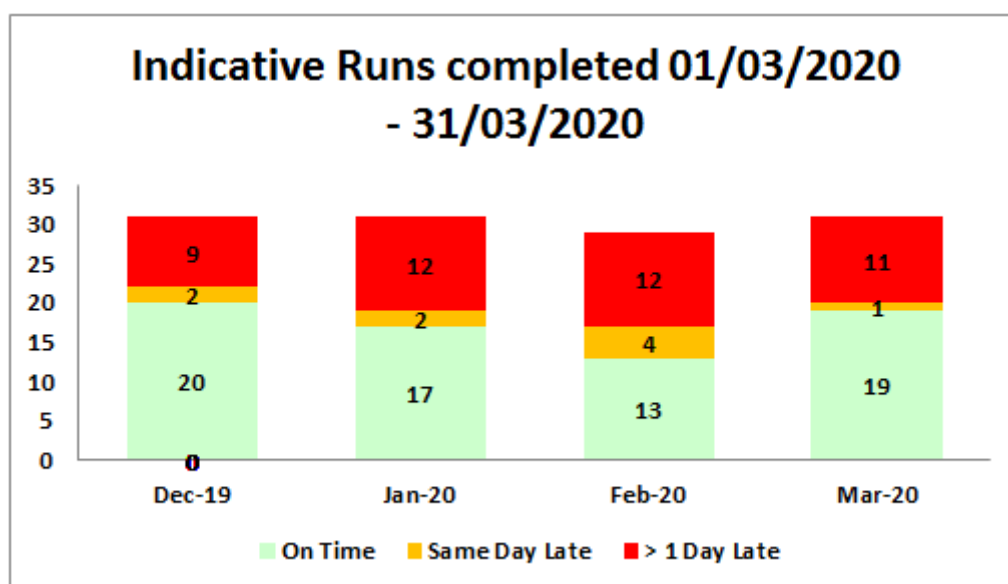


Figure 1 Indicative Settlement Runs Completed

Further details on publication times can be found in **Appendix C**

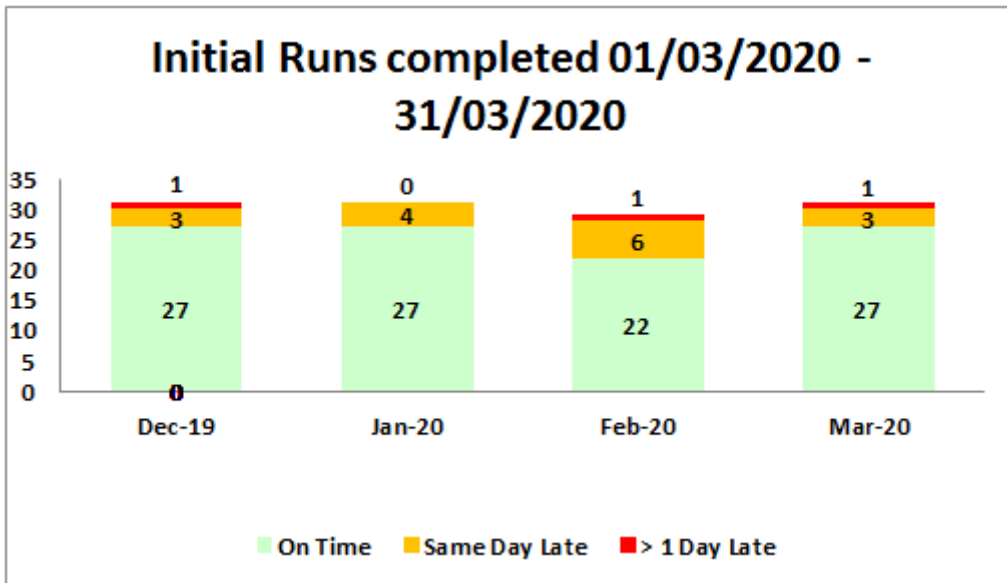


Figure 2 Initial Settlement Runs Completed

Further details on publication times can be found in **Appendix C**

3.2 Settlement Documents

The following table represents the publications of Initial Settlement Documents. SEMO is obliged to issue initial Settlement Documents 5 working days after the last day of the billing period.

Settlement Documents completed 01/03/2020 - 31/03/2020	
	No. of Weeks
On Time	5
Same Day Late	0
> 1 Day Late	0
Total runs	5*

Table 3 - Settlement Documents completed 01/03/2020 - 31/03/2020

*Up to 2 Settlement Documents issued per week due to KIR #6148

3.3 M+4 and M+13 Resettlement

M+4 Resettlement processing occurred on time for the month of March 2020 as scheduled in the Settlement Calendar.

M+13 Resettlement was delayed for week 3 2019 throughout the month of March 2020 and was not published as scheduled in the Settlement Calendar.

4 Financial Statistics

4.1 Cash Flow positions for Balancing Market, Capacity Market and Market Operator Charges

The Balancing Market reflects actions taken by the TSOs to keep the system balanced, for example, for differences between the market schedule and actual system demand. It determines the imbalance settlement price for settlement of these balancing actions. This includes any uninstructed deviations from a participant's notified ex-ante position. All data displayed in this section displays Initial data from 01 March 2020 to 31 March 2020.

- Positive values indicate Payments were greater than Charges
- Negative values indicate Charges were greater than Payments
- All figures are in Euro

Balancing Market Cash Flow Position		
Component	Component Name	€ Payment/Charge
CDISCOUNT	Discount Payment	7,752,304
CPREMIUM	Premium Payment	9,689,644
CFC	Fixed Cost Payment or Charge	1,362,617
CIMB	Imbalance Payment or Charge	2,078,650
CAOOPO	Offer Price Only Accepted Offer Payment or Charge	57,822
CCURL	Curtailment Payment or Charge	-414,151
CABBPO	Bid Price Only Accepted Bid Payment or Charge	27,346
CTEST	Testing Charge	0
CDIFFCWD	Within-day Difference Charge	-6,381
CCA	Currency Adjustment Charge	-44,476
CUNIMB	Uninstructed Imbalance Charge	-211,289
CSOCDIFFP	Difference Payment Socialisation Charge	-320,052
CREV	Residual Error Volume Charge	-2,051,320
CIMP	Imperfections Charge	-30,901,923
Total		-12,981,207

Table 4 - Balancing Market Cash Flow Position

The Capacity Market is designed to help ensure that the generation capacity in Ireland and Northern Ireland (including Storage, Demand Side Units and Interconnector capacity) is sufficient to meet demand and that the regulatory approved generation adequacy standard is satisfied.

Capacity Market Cash Flow Position		
Component	Component Name	€ Payment/Charge
CCP	Fixed Market Operator Charge Generator Units	29,107,503
CCC	Fixed Market Operator Charge Supplier Units	-29,095,600
Total		11,903

Table 5 - Capacity Market Cash Flow Position

Market Operator charges are used to recover the costs of administering the market.

Market Operator Charges		
Component	Component Name	€ Payment/Charge
CMOAU	Fixed Market Operator Charge Generator Units	-58,869
CMOAV	Fixed Market Operator Charge Supplier Units	-1,540
CVMO	Variable Market Operator Charge	-1,152,879
Total		-1,213,288

Table 6 - Market Operator Charges

4.2 Financial Changes between Initial Settlement and Subsequent Reruns

During the month of March 2020:

- M+4 Resettlement has been completed for Settlement Dates 04/08/2019 to 28/09/2019
- M+13 Resettlement has been completed for Settlement Dates 13/01/2019 to 19/01/2019

The tables below display the differences between the previous settlement run and the most recent resettlement run (either M+4 or M+13). The differences are then rolled up to the component charge level and combined for both M+4 and M+13.

Balancing Market Resettlement	
Component	Difference
CPREMIUM	-€21,654
CFC	-€1,423,156
CDIFFCNP	€0
CDIFFPIMB	€0
CABBPO	-€12,010
CTEST	€0
CCA	€263
CCURL	€18,321
CSOCDIFFP	€2,167
CREV	€23,936
CUNIMB	-€94,250
CIMP	€98,292
CAOOPO	-€12,294
CDIFFCWD	-€19
CDISCOUNT	€94,927
CIMB	-€446,160
Total	-€1,771,638

Table 7 - Balancing Market Resettlement

Capacity Market Resettlement	
Component	Difference
CCP	-€93,507
CCC	€94,199
Total	€692

Table 8 - Capacity Market Resettlement

Market Operator Charges Resettlement	
Component	Difference
CMOAV	€0
CMOAU	€0
CVMO	€9,377
Total	€9,377

Table 9 - Market Operator Charges Resettlement

Financial Statistics Disclaimer: the above information represents settlement data aggregated during the month in assessment, which may be different to the accounting data audited post settlement period.

5 Query Management

5.1 General Queries

The statistics presented in Table 10 - Helpdesk Query Statistics cover the month of March 2020.

Received	Resolved	Open
192	191	72

Table 10 – Helpdesk Query Statistics

The average resolution time for queries in March 2020 was 9.4 working days.

Definitions

- Resolved refers to queries resolved within March 2020, and includes queries raised before this time.
- Resolution Time (Working Days) refers to average time to resolve, in working days for this category of query. It is calculated based on all queries for the category, not just March 2020.
- Open refers to queries raised but not resolved as of 31st of March 2020.

5.2 Settlement Queries

There were 19 Formal Settlement queries raised in March 2020.

4 have been upheld, 15 are unresolved at this time and are currently under investigation.

Topic (upheld Queries)	Number of Queries
CFC	6
CIMB	5
CDISCOUNT	2
CPREMIUM	2
CUNIMB	2
CCP	1
QM	1

Table 11 – Upheld Settlement Queries by Topic

Further Details on Settlement queries that have been upheld can be found in **Appendix D**.

A full list of all unresolved Settlement queries raised in March 2020 can be found in **Appendix D**.

5.3 Disputes

No new Disputes have been raised in the month of March 2020.

6 Imbalance Price

6.1 Imbalance Price

There are two types of Imbalance Price referred to in this section; the Imbalance Price which is the price associated with a 5 Minute Imbalance Pricing Period; and secondly, an Imbalance Settlement Price which is calculated as the average of six 5 Minute Imbalance Prices for a corresponding 30 minute Imbalance Settlement Period.

Figure 3 below shows the Imbalance Settlement Prices for March 2020. All system calculated Imbalance Settlement Prices are published on this graph; both the Market Back Up Price and the 30 minute average of the Imbalance Price. The average Imbalance Settlement Price for March was €31.45.

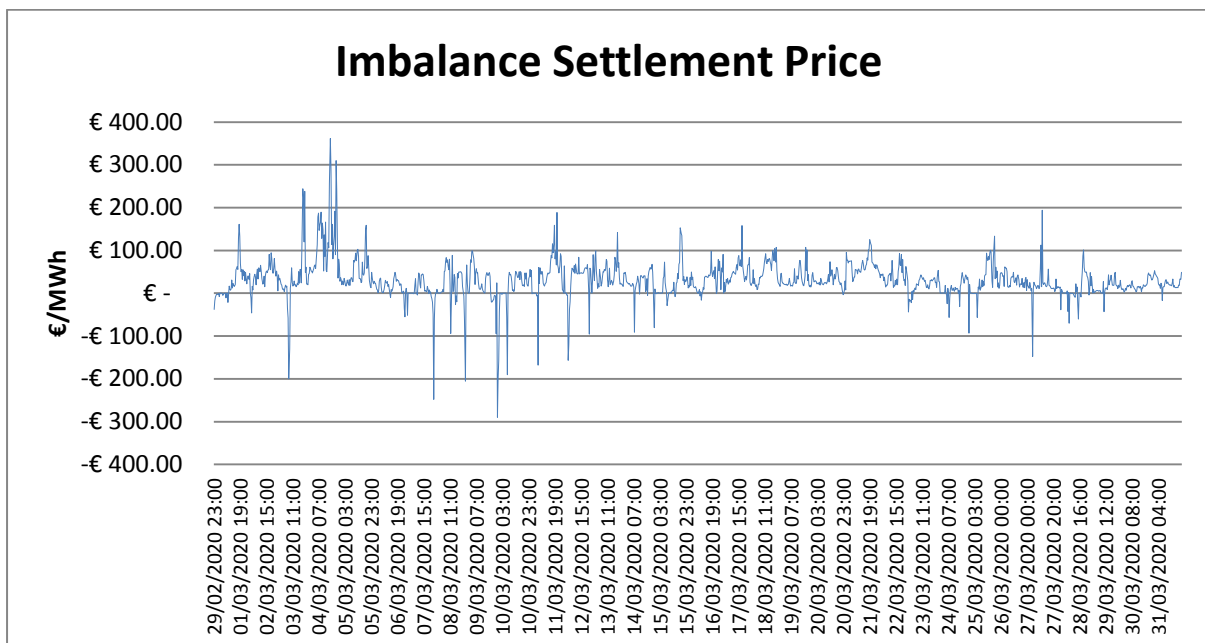


Figure 3 – Imbalance Settlement Price

Figure 4 below shows the Quantity Weighted Ex-Ante Price as a comparator to the Imbalance Settlement Price. The Quantity Weighted Ex-Ante Price is the value used by SEMO as the Market Back Up Price, should the Market Operator not be able to calculate an Imbalance Settlement Price; based on the average of the six 5 Minute Imbalance Prices for a given Imbalance Settlement Period.

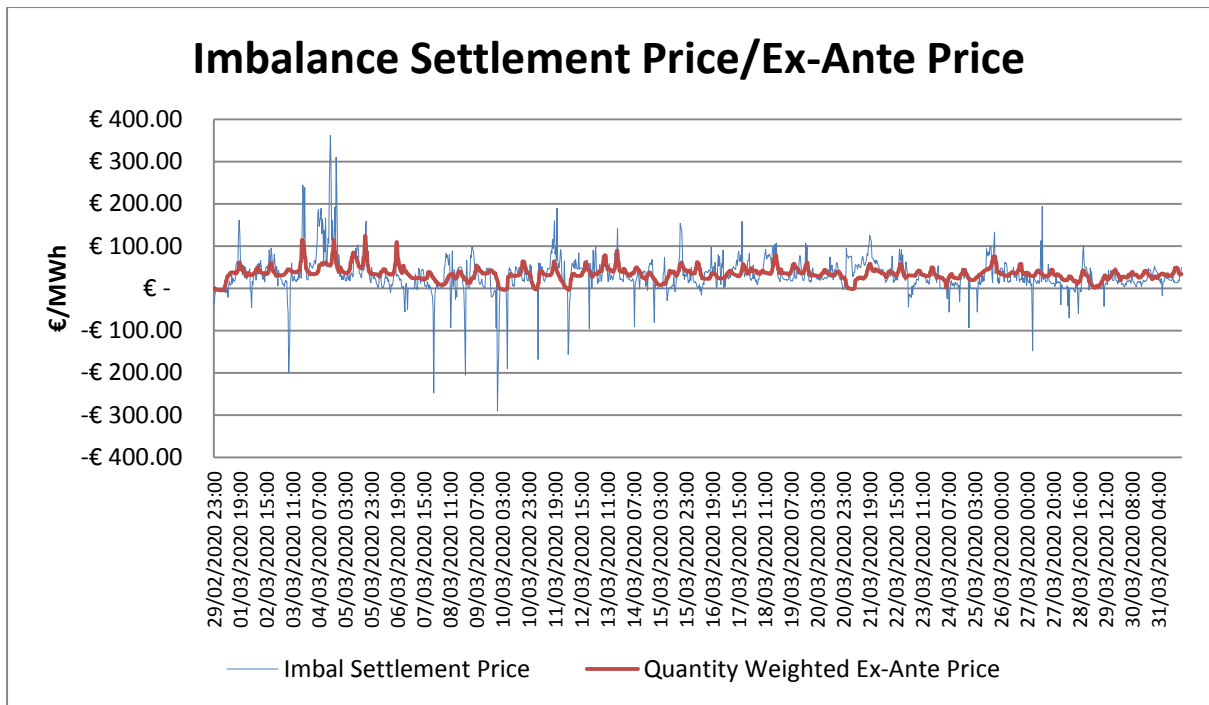


Figure 4 –Imbalance Settlement Price & Quantity Weighted Ex-Ante Price Comparison

Figure 5 below highlights the monthly Highest, Lowest and Average half-hour Imbalance Prices for the period March 2020.

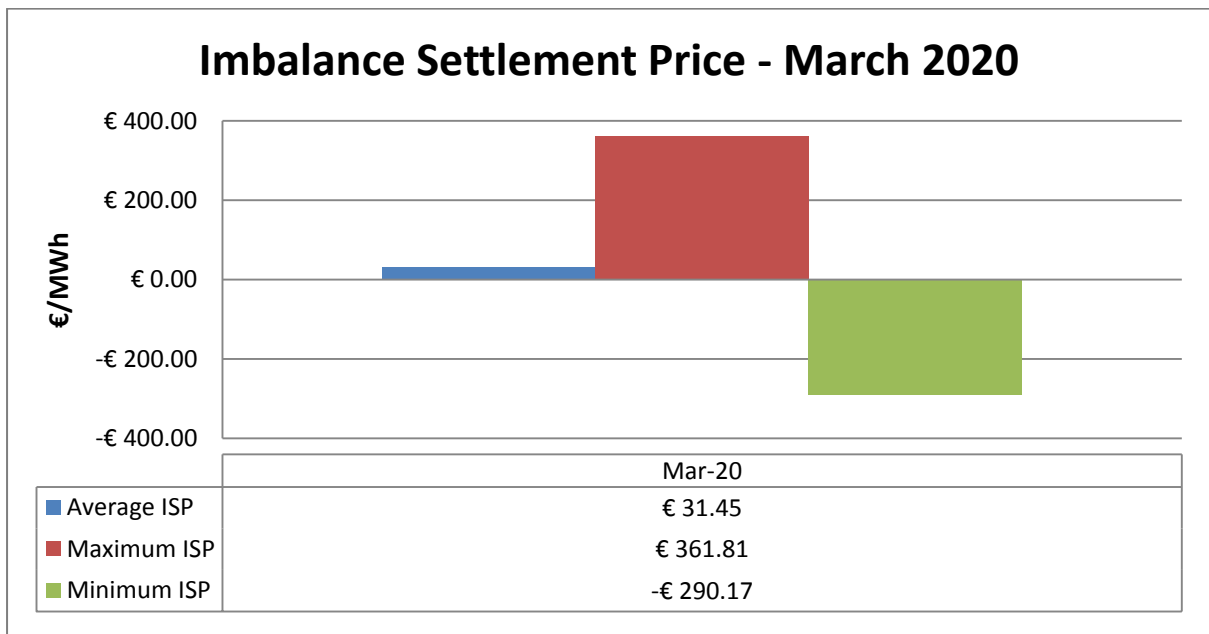


Figure 5 – Highest, Lowest and Average Imbalance Prices

6.2 Exchange Rate

The SEM is a dual currency market, Units based in Northern Ireland submit their Offer Data in GBP. All GBP Offer Data is converted to EUR as part of the Balancing Market price setting process. The GBP to EUR exchange rate is captured below in **Figure 6**.

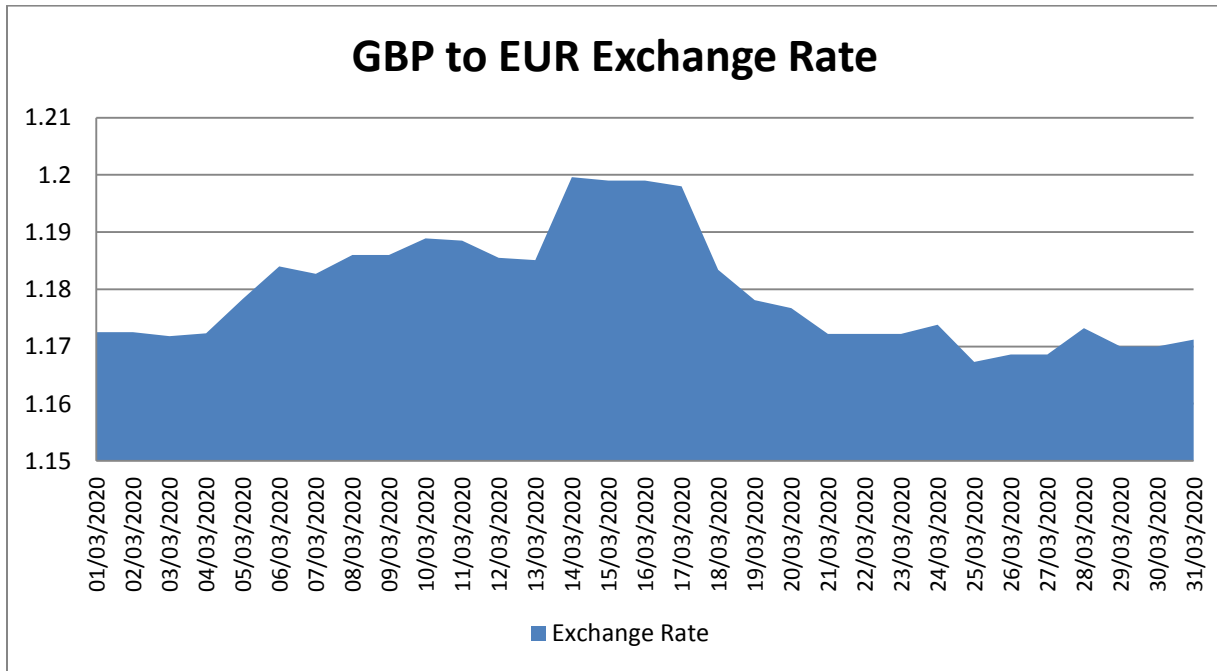


Figure 6 – GBP to EUR Exchange Rate

6.3 Imbalance Price Generation and Backup Price

The Market Back Up Price is calculated and published automatically by the Market Systems in the event that one or more 5 minute Imbalance Prices have not been calculated for an Imbalance Settlement Period. During this calendar Month there were 19 Market Back Up Prices published; as a result 107 missed Imbalance Prices¹.

¹ If one or more five minute Imbalance Prices are not published in one Imbalance Settlement Period, then the Market Back up Price is used as the corresponding Imbalance Settlement Price.

7 Modifications

7.1 Balancing Market – Trading & Settlement Code Modification Management

The tables that follow give an overview of the activity that has taken place between 1st March 2020 and 31st March 2020. Table 12 shows the dates and number of Modifications Committee Meetings and Working Groups that took place over this period.

Meeting	Date	Location
No meetings scheduled for March 2020		

Table 12 - Balancing Market: Trading & Settlement Code Modifications Committee Meetings

At the Modifications Committee Meeting, decisions are made with regard to progressing various Modification Proposals. Table 13 gives an outline of the amount of activity that has taken place over this period.

Modification Proposal Activity	Total
Raised	0
Alternative Versions raised	0
Withdrawn	0
Deferred	0
Extension Granted	0
Recommended for Approval	0
Recommended for Rejection	0
Further Work Required	0
RA Decision Approved	0
RA Decision Rejected	0

Table 13 - Modification Proposal Activity

7.2 Balancing Market - Modifications Process Development

Modification Proposals were considered at bimonthly Modifications Committee Meetings alternating between Belfast and Dublin or conference call where applicable (see Table 12).

Full details of all modifications progressed during the year are available in the [Balancing Market Modifications section](#) of the SEMO website.

8 Central Systems

8.1 System Releases

There were no releases in March.

8.2 System Availability

The table below gives the system availability values for the month of March 2020.

System / Application	Annual Availability %
Settlements (CSB)	100
MI	99.65
MA	100
Reporting	99.65
Website	100
Average System Availability	100

Table 14 - Monthly Availability

8.3 Known Issues Report

For details regarding system errors please refer to the latest Known Issues Report published on the [SEMO](#) website.

8.4 Limited Communication Failure (LCF), General Communication Failure (GCF) and General System Failure (GSF)

There were no LCFs during the month of March 2020.

There was 1 GCF during the month of March 2020.

There were no GSFs during the month of March 2020.

9 Appendix A: Trading and Settlement Code Breaches

Meter Data Provider Breaches

Ops Date Identified	Run Type	Issue	MDP Provider	Issue Type	Description	T&SC Breach	Status
05/03/2020	D+1	Timing	NIE	File submission of metering data	Delay of 192 mins	Minor	Closed
25/03/2020	D+1	Timing	SONI	File submission of metering data	Delay of 199 mins	Minor	Closed
11/03/2020	D+1	Timing	Eirgrid	File Submission of ACTA data	Delay of 18 mins	Minor	Closed
11/03/2020	D+1	Timing	Eirgrid	File Submission of DI data	Delay of 25 mins	Minor	Closed
15/03/2020	D+1	Timing	Eirgrid	File Submission of DI data	Delay of 67 mins	Minor	Closed
29/03/2020	D+1	Timing	SONI	File Submission of ACTA data	Delay of 69 mins	Minor	Closed
29/03/2020	D+1	Timing	Eirgrid	File Submission of DI data	Delay of 107 mins	Minor	Closed
31/03/2020	D+1	Timing	SONI	File Submission of ACTA data	Delay of 1 Busines Day	Minor	Closed
29/03/2020	D+4	Timing	SONI	File Submission of DI data	Delay of 13 mins	Minor	Closed

Table 15 - Meter data provider breaches

Market Participant Breaches

PT name	Invoiced period	Market	Default issued due to	Default letter issued	T & SC Breach	Status
New Measured Power Limited TA Pinergy	WK_08_2020	BMCRM	Timing	Yes	Major	Closed
Plum Energy Supply Limited	FEB_2021	MO	Timing	Yes	Major	Closed
Guig Wind Farm Limited	FEB_2022	MO	Timing	Yes	Major	Closed
New Measured Power Limited TA Pinergy	WK_09_2020	BMCRM	Timing	Yes	Major	Closed
3T Power Limited	WK_10_2020	BMCRM	Timing	Yes	Major	Closed

Table 16 - Clearing Default Notices

Market Operator Breaches

Ops Date Identified	Periods affected	Run Type	Quality or Timing	Party	Issue Type	Description	Cause	Resolution	T&S C	Status
2nd	1	Indicative	Timing	SEMO	DAM Trades	Indicative runs were published late after target day due to a delay with processing DAM data	Missing Day ahead trades caused a delay in processing.	Day ahead trades successfully imported allowing indicative settlements to be completed	Minor	Closed
6th	1	Indicative	Timing	SEMO	Late MDP data	Indicative runs were published late after target day due to a delay with MDP data	Metered data from NIE provided late	Meter data from NIE received and indicatives completed	Minor	Closed
5th	1	Indicative	Timing	SEMO	Settlements Data processing timelines	Indicative runs were published late on target day due to an overrun of processing time required for settlement run	Indicative process delayed due to completion time required for other processes running in parallel	Scheduling of competing settlement processes to be monitored and adjusted as required.	Minor	Closed
29th - 31st	2	Indicative	Timing	SEMO	MI Push to CSB of Dispatch Instructions should provide records from midnight to midnight	MI Push to CSB of Dispatch Instructions should provide records from midnight to midnight as MA is providing the records	KIR Number: 137452	Software to be updated by vendor	Minor	Closed
27th, 28th	2	Indicative	Timing	SEMO	Late MDP data	Indicative runs were published late after target date due to a delay with NI ACTA Data	NI ACTA Data provided late	Data received and indicatives completed	Minor	Closed
11th, 15th	2	Indicative	Timing	SEMO	Late MDP data	Indicative runs were published late after target date due to a delay with ROI ACTA Data	ROI ACTA and DI's were provided late	Data received and indicatives completed	Minor	Closed
25th	1	Initial	Timing	SEMO	Processing Issue	Indicative runs were published late after target day due to an IP run issue	IP had to be re run, causing a delay.	Issue resolved and processing continued.	Minor	Closed
20th	1	Indicative	Timing	SEMO	Remote Access Issue	Slow processing due to working remotely	Slow processing due to remote access issues	Remote access issues fixed	Minor	Closed

Table 17 – Delays to Indicative Settlement

Ops Date Identified	Periods affected	Run Type	Quality or Timing	Party	Issue Type	Description	Cause	Resolution	T&SC Breach	Status
27th	1	Initial	Timing	SEMO	Processing Issue	Initial runs were published late on target day due to an IP run issue	IP had to be re run, causing a delay.	Issue resolved and processing continued.	Minor	Closed
18th	1	Initial	Timing	SEMO	Settlements Data processing timelines	Initial runs were published late on target day due to an overrun of processing time required for settlement run	Initial process delayed due to completion time required for other processes running in parallel	Scheduling of competing settlement processes to be monitored and adjusted as required.	Minor	Closed
30th	1	Initial	Timing	SEMO	Systems Issue	Initial runs were published late on target date due to an internal systems issue	System Outage	Issue resolved and processing continued.	Minor	Closed
6th	1	Initial	Timing	SEMO	SONI - MDP Data	Initial runs were published late after target date due to an Issue with NI DI Data	On going impact of seeing large CUNIMB for units due to QD being set to LOCL DI rather	Corrected Data received from MDP allowing initial processing to continue.	Minor	Closed

Table 18 – Delays to Initial Settlement

10 Appendix B: Historical Settlement Information

Settlements : July 2019 data key process updates						
Settlement Dates	Run Category	Run Type	Runs to complete	On Time	Delayed – Same Day publication	Delayed > 1 Day
1 st – 31 st	Settlements	Indicative	31	17	4	10
1 st – 31 st	Settlements	Initial	31	29	2	-
Sep 30 th 2018 – Oct 27 th 2018	M+4 Resettlement	Weekly	28	28	-	-
1 st – 31 st	Credit Reports	Daily	66	66	-	-
1 st – 31 st	Payments In	Weekly	4	4	-	-
1 st – 31 st	Payments Out	Weekly	4	4	-	-
1 st -31 st	Settlement Documents	Weekly	4	4	-	-

Figure 7 - Settlement Information July 2019

Settlements : August 2019 data key process updates						
Settlement Dates	Run Category	Run Type	Runs to complete	On Time	Delayed – Same Day publication	Delayed > 1 Day
1 st – 31 st	Settlements	Indicative	31	19	3	8
1 st – 31 st	Settlements	Initial	31	28	3	-
Oct 28 th 2018 – Dec 1 st 2018	M+4 Resettlement	Weekly	28	28	-	-
1 st – 31 st	Credit Reports	Daily	66	66	-	-
1 st – 31 st	Payments In	Weekly	4	4	-	-
1 st – 31 st	Payments Out	Weekly	4	4	-	-
1 st – 31 st	Settlement Documents	Weekly	4	4	-	-

Figure 8 - Settlement Information August 2019

Settlements : Sep 2019 data process updates

Settlement Dates	Run Category	Run Type	Runs to complete	On Time	Delayed – Same Day publication	Delayed > 1 Day
1 st – 30 th	Settlements	Indicative	30	10	9	11
1 st – 30 th	Settlements	Initial	30	17	6	7
Dec 2 nd 2018 – Dec 29 th 2018	M+4 Resettlement	Weekly	28	28	-	-
1 st – 30 th	Credit Reports	Daily	66	66	-	-
1 st – 30 th	Payments In	Weekly	4	4	-	-
1 st – 30 th	Payments Out	Weekly	4	4	-	-
Aug 25 th – Sep 21 st	Settlement Documents	Weekly	4	1	2	1

Figure 9 - Settlement Information September 2019

Settlements : Oct 2019 data process updates

Settlement Dates	Run Category	Run Type	Runs to complete	On Time	Delayed – Same Day publication	Delayed > 1 Day
1 st – 31 st	Settlements	Indicative	31	12	-	19
1 st – 31 st	Settlements	Initial	31	18	4	9
6 th Jan 2019 – 2 nd Feb 2019	M+4 Resettlement	Weekly	28	28	-	-
1 st – 31 st	Credit Reports	Daily	66	66	-	-
1 st – 31 st	Payments In	Weekly	4	3	-	-
1 st – 31 st	Payments Out	Weekly	4	4	-	-
Sep 22 nd – Oct 19 th	Settlement Documents	Weekly	4	3	-	1

Figure 10 - Settlement Information October 2019

Settlements : Nov 2019 data process updates

Settlement Dates	Run Category	Run Type	Runs to complete	On Time	Delayed – Same Day publication	Delayed > 1 Day
1 st – 30 th	Settlements	Indicative	30	6	5	19
1 st – 30 th	Settlements	Initial	30	25	3	2
3 rd Feb 2019 – 9 th Mar	M+4 Resettlement	Weekly	28	28	-	-
30 th Sep – 19 th Oct 2018	M+13 Resettlement	Weekly	28	28	-	-
1 st – 30 th	Credit Reports	Daily	66	66	-	-
1 st – 30 th	Payments In	Weekly	4	4	-	-
1 st – 30 th	Payments Out	Weekly	4	4	-	-
Oct 20 th – Nov 23 rd	Settlement Documents	Weekly	4	4	-	-

Figure 11 - Settlement Information November 2019

Settlements : Dec 2019 data process updates

Settlement Dates	Run Category	Run Type	Runs to complete	On Time	Delayed – Same Day publication	Delayed > 1 Day
1 st – 31 st	Settlements	Indicative	31	20	2	9
1 st – 31 st	Settlements	Initial	31	27	3	1
10 th Mar – 30 th Mar	M+4 Resettlement	Weekly	21	21	-	-
21 st Oct 2018 – 11 th Nov 2018	M+13 Resettlement	Weekly	21	14	-	1
1 st – 31 st	Credit Reports	Daily	46	45	-	1
1 st – 31 st	Payments In	Weekly	4	4	-	-
1 st – 31 st	Payments Out	Weekly	4	4	-	-
Nov 24 th – Dec 14 th	Settlement Documents	Weekly	3	3	-	-

Figure 12 - Settlement Information December 2019

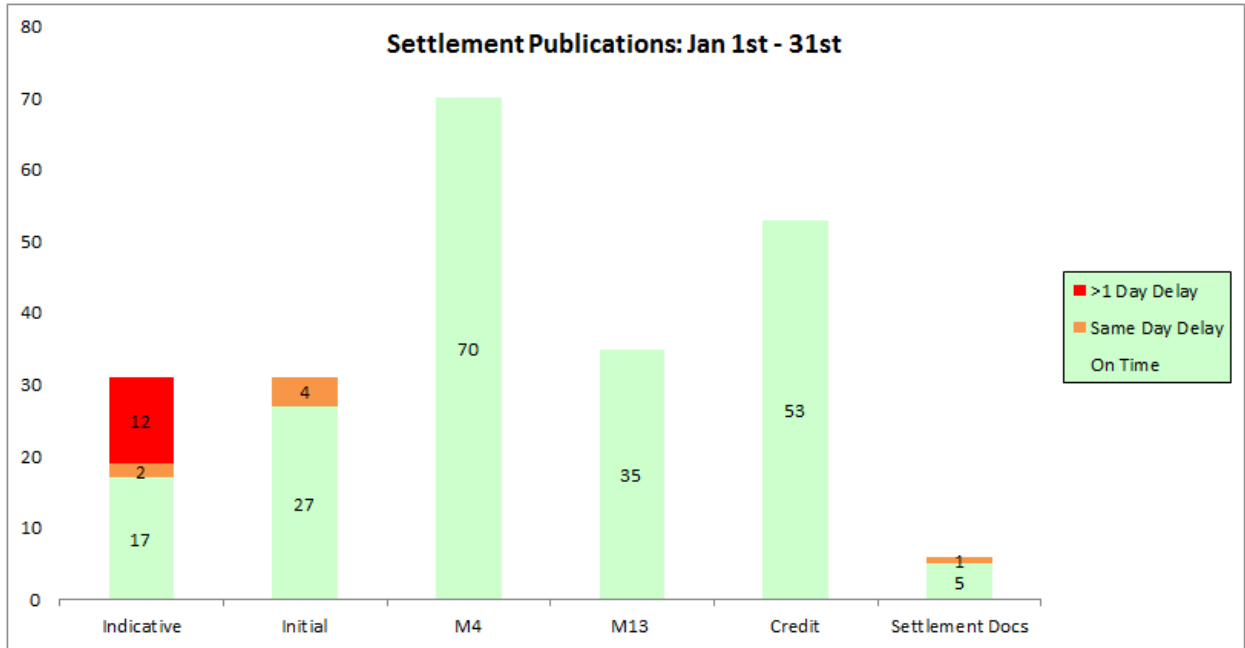


Figure 13 - Settlement Information January 2020*

**The above graph in Figure 13 for Feb 2020 data represents similar data content to that outlined in tabular format for Figures 7-12*

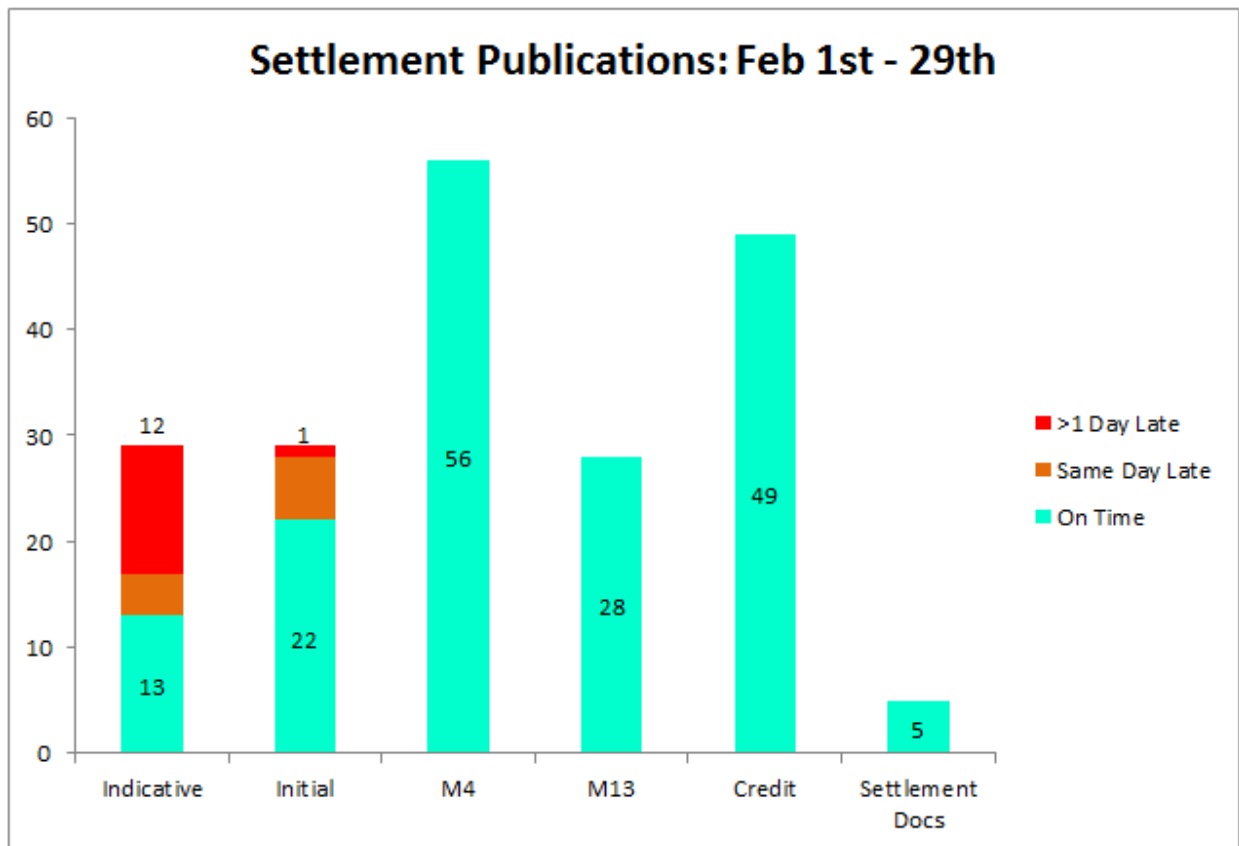


Figure 14 - Settlement Information February 2020

11 Appendix C: Settlement Publication Timings

Indicative Settlement

Operational Date	Market	Run	Period End Date	Target Date & Time	Publish Date & Time
02/03/2020	BALIMB	Indicative	01/03/2020	02/03/2020 17:00	03/03/2020 10:18
03/03/2020	BALIMB	Indicative	02/03/2020	03/03/2020 17:00	03/03/2020 16:53
04/03/2020	BALIMB	Indicative	03/03/2020	04/03/2020 17:00	04/03/2020 16:22
05/03/2020	BALIMB	Indicative	04/03/2020	05/03/2020 17:00	05/03/2020 17:16
06/03/2020	BALIMB	Indicative	05/03/2020	06/03/2020 17:00	09/03/2020 14:11
09/03/2020	BALIMB	Indicative	06/03/2020	09/03/2020 17:00	09/03/2020 15:45
09/03/2020	BALIMB	Indicative	07/03/2020	09/03/2020 17:00	09/03/2020 16:17
09/03/2020	BALIMB	Indicative	08/03/2020	09/03/2020 17:00	09/03/2020 16:40
10/03/2020	BALIMB	Indicative	09/03/2020	10/03/2020 17:00	10/03/2020 16:11
11/03/2020	BALIMB	Indicative	10/03/2020	11/03/2020 17:00	11/03/2020 16:36
12/03/2020	BALIMB	Indicative	11/03/2020	12/03/2020 17:00	13/03/2020 10:21
13/03/2020	BALIMB	Indicative	12/03/2020	13/03/2020 17:00	13/03/2020 16:22
16/03/2020	BALIMB	Indicative	13/03/2020	16/03/2020 17:00	16/03/2020 15:21
16/03/2020	BALIMB	Indicative	14/03/2020	16/03/2020 17:00	16/03/2020 16:07
16/03/2020	BALIMB	Indicative	15/03/2020	16/03/2020 17:00	18/03/2020 09:17
18/03/2020	BALIMB	Indicative	16/03/2020	18/03/2020 17:00	18/03/2020 14:37
18/03/2020	BALIMB	Indicative	17/03/2020	18/03/2020 17:00	18/03/2020 16:26
19/03/2020	BALIMB	Indicative	18/03/2020	19/03/2020 17:00	19/03/2020 16:35
20/03/2020	BALIMB	Indicative	19/03/2020	20/03/2020 17:00	20/03/2020 16:59
23/03/2020	BALIMB	Indicative	20/03/2020	23/03/2020 17:00	23/03/2020 16:13
23/03/2020	BALIMB	Indicative	21/03/2020	23/03/2020 17:00	23/03/2020 16:45
23/03/2020	BALIMB	Indicative	22/03/2020	23/03/2020 17:00	23/03/2020 16:52
24/03/2020	BALIMB	Indicative	23/03/2020	24/03/2020 17:00	24/03/2020 16:48
25/03/2020	BALIMB	Indicative	24/03/2020	25/03/2020 17:00	26/03/2020 14:47
26/03/2020	BALIMB	Indicative	25/03/2020	26/03/2020 17:00	27/03/2020 13:31
27/03/2020	BALIMB	Indicative	26/03/2020	27/03/2020 17:00	27/03/2020 16:36
30/03/2020	BALIMB	Indicative	27/03/2020	30/03/2020 17:00	31/03/2020 08:56
30/03/2020	BALIMB	Indicative	28/03/2020	30/03/2020 17:00	31/03/2020 09:06
30/03/2020	BALIMB	Indicative	29/03/2020	30/03/2020 17:00	02/04/2020 08:17
31/03/2020	BALIMB	Indicative	30/03/2020	31/03/2020 17:00	02/04/2020 08:22
01/04/2020	BALIMB	Indicative	31/03/2020	01/04/2020 17:00	06/04/2020 13:55

Table 24 – Indicative Settlement Publication times

Initial Settlement

Operational Date	Market	Run	Period End Date	Target Date & Time	Publish Date & Time
06/03/2020	BALIMB	Initial	01/03/2020	06/03/2020 12:00	09/03/2020 11:06
09/03/2020	BALIMB	Initial	02/03/2020	09/03/2020 12:00	09/03/2020 11:46
10/03/2020	BALIMB	Initial	03/03/2020	10/03/2020 12:00	10/03/2020 10:41
11/03/2020	BALIMB	Initial	04/03/2020	11/03/2020 12:00	11/03/2020 11:34
12/03/2020	BALIMB	Initial	05/03/2020	12/03/2020 12:00	12/03/2020 11:00
13/03/2020	BALIMB	Initial	06/03/2020	13/03/2020 12:00	12/03/2020 16:29
13/03/2020	BALIMB	Initial	07/03/2020	13/03/2020 12:00	13/03/2020 08:15
13/03/2020	BALIMB	Initial	08/03/2020	13/03/2020 12:00	13/03/2020 11:04
16/03/2020	BALIMB	Initial	09/03/2020	16/03/2020 12:00	16/03/2020 11:44
18/03/2020	BALIMB	Initial	10/03/2020	18/03/2020 12:00	18/03/2020 11:40
18/03/2020	BALIMB	Initial	11/03/2020	18/03/2020 12:00	18/03/2020 14:41
19/03/2020	BALIMB	Initial	12/03/2020	19/03/2020 12:00	19/03/2020 11:02
20/03/2020	BALIMB	Initial	13/03/2020	20/03/2020 12:00	20/03/2020 10:23
20/03/2020	BALIMB	Initial	14/03/2020	20/03/2020 12:00	20/03/2020 10:29
20/03/2020	BALIMB	Initial	15/03/2020	20/03/2020 12:00	20/03/2020 10:41
23/03/2020	BALIMB	Initial	16/03/2020	23/03/2020 12:00	23/03/2020 11:35
24/03/2020	BALIMB	Initial	17/03/2020	24/03/2020 12:00	24/03/2020 11:34
25/03/2020	BALIMB	Initial	18/03/2020	25/03/2020 12:00	25/03/2020 11:00
26/03/2020	BALIMB	Initial	19/03/2020	26/03/2020 12:00	26/03/2020 11:02
27/03/2020	BALIMB	Initial	20/03/2020	27/03/2020 12:00	27/03/2020 09:03
27/03/2020	BALIMB	Initial	21/03/2020	27/03/2020 12:00	27/03/2020 09:12
27/03/2020	BALIMB	Initial	22/03/2020	27/03/2020 12:00	27/03/2020 13:34
30/03/2020	BALIMB	Initial	23/03/2020	30/03/2020 12:00	30/03/2020 13:25
31/03/2020	BALIMB	Initial	24/03/2020	31/03/2020 12:00	31/03/2020 10:55
01/04/2020	BALIMB	Initial	25/03/2020	01/04/2020 12:00	01/04/2020 09:59
02/04/2020	BALIMB	Initial	26/03/2020	02/04/2020 12:00	02/04/2020 10:41
03/04/2020	BALIMB	Initial	27/03/2020	03/04/2020 12:00	03/04/2020 07:51
03/04/2020	BALIMB	Initial	28/03/2020	03/04/2020 12:00	03/04/2020 07:54
03/04/2020	BALIMB	Initial	29/03/2020	03/04/2020 12:00	03/04/2020 10:50
06/04/2020	BALIMB	Initial	30/03/2020	06/04/2020 12:00	06/04/2020 10:24
07/04/2020	BALIMB	Initial	31/03/2020	07/04/2020 12:00	07/04/2020 10:32

Table 25 – Initial Settlement Publication times

12 Appendix D: List of Queries by Type

Date Sent	Due Date	Query Ref No.	Charge Component
03/03/2020	01/04/2020	#1340	CIMB
04/03/2020	02/04/2020	#1360	CCP
06/03/2020	06/04/2020	#1380	CIMB
16/03/2020	14/04/2020	#1459	CUNIMB

Table 26 - Upheld Queries

Date Sent	Due Date	Query Ref No.	Charge Component
05/03/2020	20/04/2020	#1367	CIMB
13/03/2020	14/04/2020	#1431	CIMB
16/03/2020	15/04/2020	#1452	CFC
16/03/2020	15/04/2020	#1453	CFC
16/03/2020	15/04/2020	#1454	CFC
16/03/2020	15/04/2020	#1456	CFC
20/03/2020	20/04/2020	#1465	CDISCOUNT
20/03/2020	20/04/2020	#1468	CFC
16/03/2020	15/04/2020	#1455	CFC
19/03/2020	17/04/2020	#1474	CPREMIUM
23/03/2020	21/04/2020	#1476	CIMB
25/03/2020	23/04/2020	#1486	CPREMIUM
25/03/2020	23/04/2020	#1494	QM
30/03/2020	28/04/2020	#1520	CUNIMB
30/03/2020	28/04/2020	#1524	CDISCOUNT

Table 27 - Unresolved Formal Queries