

# Market Operator's Quarterly Performance Report

January - March 2025



## Contents

Executive Summary.....	4
1 Joining and Terminating Parties and Units .....	5
1.1 Balancing Market .....	5
1.2 Termination of Participants.....	6
1.3 Suspension of Participants .....	6
2 Trading and Settlement Code Breaches .....	5
3 Balancing Market Settlements.....	8
3.1 Indicative and Initial Settlement Runs (includes daily BALIMB, MO and CRM).....	8
3.2 Settlement Documents .....	9
3.3 M+4, M+13 and Ad-hoc Resettlement.....	10
3.4 Credit Reports Publications.....	11
4 Financial Statistics .....	11
4.1 Cash Flow positions for Balancing Market, Capacity Market and Market Operator Charges.....	12
4.2 Financial Changes between Initial Settlement and Subsequent Reruns .....	14
5 Query Management.....	17
5.1 General Queries .....	17
5.2 Settlement Queries .....	18
5.3 Disputes.....	18
6 Imbalance Price.....	19
6.1 Imbalance Price.....	19
6.2 Exchange Rate .....	23
6.3 Imbalance Price Generation and Backup Price .....	24
7 Modifications .....	26
7.1 Balancing Market – Trading & Settlement Code Modification Management .....	26
7.2 Balancing Market - Modifications Process Development.....	27
8 SEMO KPI Quarterly Update – Storage Technology Facilitation.....	28
9 Central Systems.....	29
9.1 System Releases .....	29
9.2 System Availability .....	29
9.3 Known Issues Report.....	30

9.4 Limited Communication Failure (LCF), General Communication Failure (GCF) and General System Failure (GSF).....	30
10 Appendix A: Trading and Settlement Code Breaches.....	31
11 Appendix B: Historical Settlement Information.....	33
12 Appendix C: Settlement Publication Timings.....	35
13 Appendix D: List of Queries by Type .....	41

## Executive Summary

On 1 October 2018 the revised Single Electricity Market (SEM) went live and is now the enduring operational electricity market in Ireland and Northern Ireland.

This Single Electricity Market Operator's (SEMO) performance report covers the months of January, February and March 2025 of operation and is published in accordance with section B.16.2 of the Trading and Settlement Code and the SEM Committee decision paper issued for the Legacy SEM market.

During this period:

- 3 new Parties joined the market, 2 units De-Registered and 10 new Units registered in the market.
- 15 out of 15 Settlement Documents issued on time.
- There were 4 late publications of Indicative, and 0 late publication of Initial Settlement runs as per the Trading and Settlement Code timelines.
- There were 10 payment defaults by 9 Participants as per the Trading and Settlement code timelines.
- There were 4 Credit defaults by 2 Participant as per the Trading and Settlement code timelines.
- Trading and Settlement Code Modifications Committee Meetings 127 and 127B were held and 1 Industry Call relating to Mod\_01\_25 Synchronous Condensers SDP\_06.
- 2 RA Decisions were received relating to Modification Proposals.
- 500 general queries were received, and 480 general queries were resolved, with 37 in progress as of 31<sup>st</sup> of March 2025.

SEMO welcomes all comments on the contents of this report. Comments should be sent preferably in email format to [info@sem-o.com](mailto:info@sem-o.com). The intention is for SEMO and the Regulatory Authorities to consult on the framework for reporting based on comments and feedback received and to implement any revisions where necessary.

# 1 Joining and Terminating Parties and Units

## 1.1 Balancing Market

3 new Parties became effective in the Market between 01 January 2025 to 31 March 2025:

Party Name	Party ID	Effective date
Grange Backup Power Limited	PY_034059	05/03/2025
RWE Supply & Trading GmbH	PY_034184	12/02/2025
Quantum Power Trading ApS	PY_034226	26/03/2025

Table 1 – Parties who joined the market: January - March 2025

2 units De-Registered from the Market between 01 January 2025 to 31 March 2025:

Party Name	Party ID	Participant ID	Unit ID	Effective date
Energia Customer Solutions Limited	PY_000043	PT_400043	GU_400960	26/03/2025
ESB	PY_000030	PT_400031	GU_400570	26/02/2025

Table 2 – De-Registrations: January - March 2025

10 new Units went effective in the Market between 01 January 2025 to 31 March 2025:

Party Name	Party ID	Participant ID	Unit ID	Effective Date
Grange Backup Power Limited	PY_034059	PT_402551	GU_403450	05/03/2025
Grange Backup Power Limited	PY_034059	PT_402551	GU_407560	05/03/2025
Grange Backup Power Limited	PY_034059	PT_402551	GU_407570	05/03/2025
Grange Backup Power Limited	PY_034059	PT_402551	GU_407580	12/03/2025
Grange Backup Power Limited	PY_034059	PT_402551	GU_407590	12/03/2025
Grange Backup Power Limited	PY_034059	PT_402551	GU_407600	12/03/2025
Axpo UK Limited	PY_034070	PT_402560	GU_400960	26/03/2025
Norlys Energy Trading A/S	PY_034136	PT_502541	AU_500156	26/02/2025
RWE Supply & Trading GmbH	PY_034184	PT_402636	AU_400160	12/02/2025
Quantum Power Trading ApS	PY_034226	PT_502575	AU_500155	26/03/2025

Table 3 – Registrations: January - March 2025

## **1.2 Termination of Participants**

There were no terminating parties between 01 January 2025 to 31 March 2025.

## **1.3 Suspension of Participants**

There were no participants suspended between 01 January 2025 to 31 March 2025.

## 2 Trading and Settlement Code Breaches

Breaches of the Trading and Settlement Code were noted in the following areas:

January 2025 Trading and Settlement Code Breaches			
Area		Major	Minor
Data Providers		-	3
Market Participants	Clearing	6	-
	Credit Risk Management	-	-
Market Operator	Balancing Market Settlement	-	4
	Clearing	-	-
	Credit Risk Management	-	3
	Other		
<b>Total</b>		<b>6</b>	<b>10</b>
February 2025 Trading and Settlement Code Breaches			
Data Providers		-	-
Market Participants	Clearing	1	-
	Credit Risk Management	3	-
Market Operator	Balancing Market Settlement	-	-
	Clearing	-	-
	Credit Risk Management	-	2
	Other		
<b>Total</b>		<b>4</b>	<b>2</b>
March 2025 Trading and Settlement Code Breaches			
Data Providers		-	1
Market Participants	Clearing	3	-
	Credit Risk Management	1	-
Market Operator	Balancing Market Settlement	-	-
	Clearing	-	-
	Credit Risk Management	-	-
	Other		
<b>Total</b>		<b>4</b>	<b>1</b>

Table 4 – Trading and Settlement Code Breaches: January – March 2025

Further details of each of the Trading and Settlement Code breaches noted above are set out in **Appendix A**.

Key:

- Major Breach - late publishing of settlement documents, default notices issued for non-payment or similar.
- Minor Breach - deadlines not met, but no financial implication to Participants. This includes late posting of settlement runs.

### 3 Balancing Market Settlements

#### 3.1 Indicative and Initial Settlement Runs (includes daily BALIMB, MO and CRM)

The following series of tables and graphs represent the publications of Indicative and Initial Settlement runs. Every working day SEMO is obliged to issue Indicative and Initial settlement run statements.

Settlement Runs completed January 01/01/2025 – 31/01/2025		
	Indicative	Initial
On Time	27	31
Same Day Late	4	0
> 1 Day Late	0	0
<b>Total runs</b>	<b>31</b>	<b>31</b>
Settlement Runs completed February 01/02/2025 – 28/02/2025		
On Time	28	28
Same Day Late	0	0
> 1 Day Late	0	0
<b>Total runs</b>	<b>28</b>	<b>28</b>
Settlement Runs completed March 01/03/2025 – 31/03/2025		
On Time	31	31
Same Day Late	0	0
> 1 Day Late	0	0
<b>Total runs</b>	<b>31</b>	<b>31</b>

Table 5 - Settlement Runs Completed: January – March 2025

For Historical information please see **Appendix B** – Historical Settlement Information.

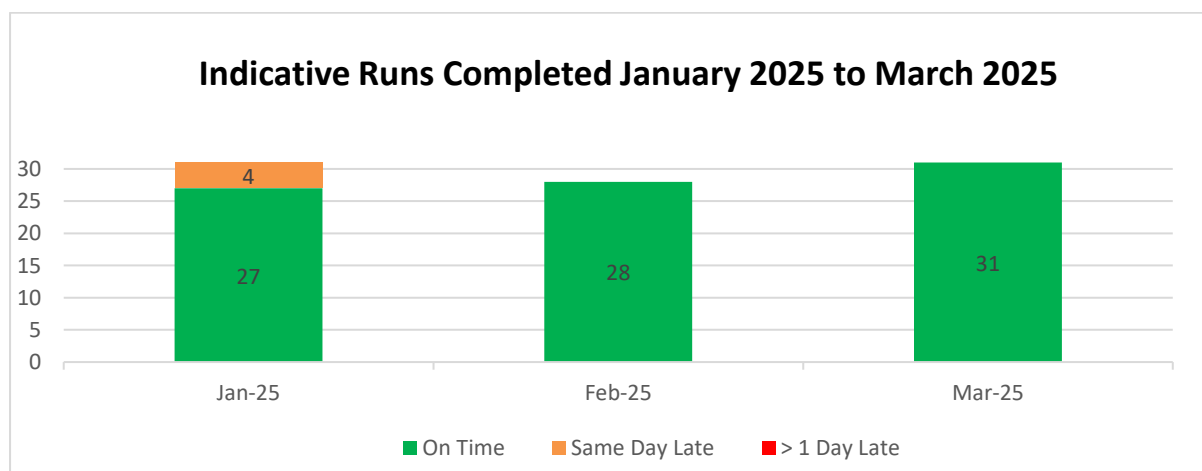
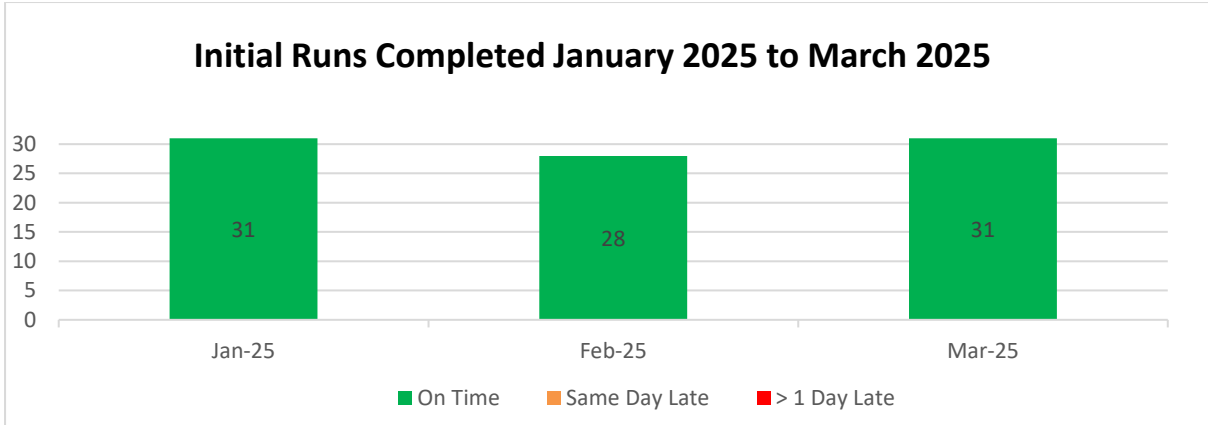


Figure 1 - Indicative Settlement Runs Completed





**Figure 2 - Initial Settlement Runs Completed**

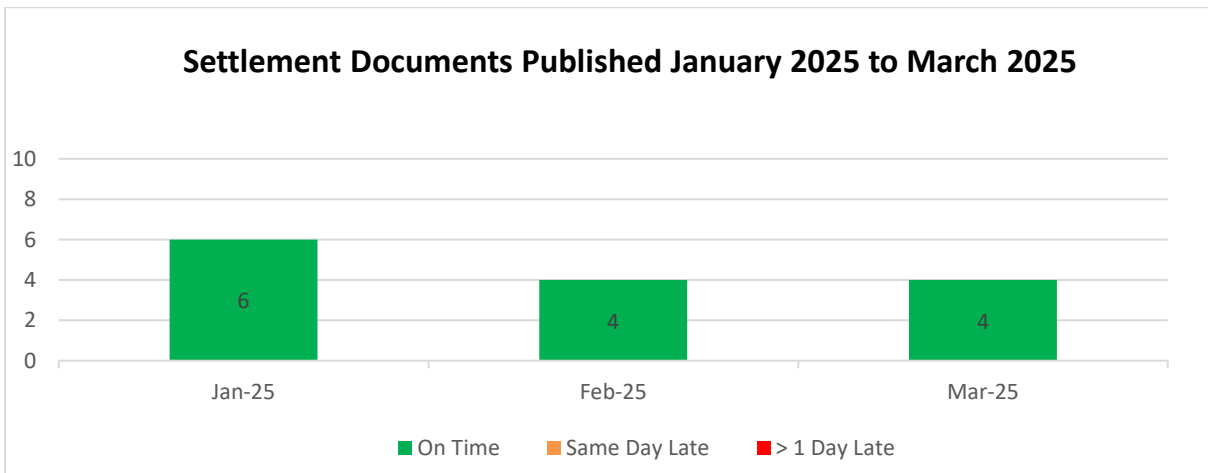
Further details on publication times can be found in **Appendix C**.

### 3.2 Settlement Documents

The following table represents the publications of Initial Settlement Documents. SEMO is obliged to issue initial Settlement Documents 5 working days after the last day of the billing period.

Settlement Documents Completed			
	January 2025 No. of Weeks	February 2025 No. of Weeks	March 2024 No. of Weeks
On Time	6	4	4
Same Day Late	0	0	0
>1 Day Late	0	0	0
<b>Total Runs</b>	<b>6</b>	<b>4</b>	<b>4</b>

**Table 6 - Settlement Documents completed: January – March 2025**



**Figure 3 – Settlement Document Publications Completed**

### 3.3 M+4, M+13 and Ad-hoc Resettlement

The following tables represent the publications of Resettlement runs for the months of January, February and March 2025.

Resettlement Runs for Operational Dates January 01/01/2025 – 31/01/2025			
Resettlement Run	Number Billing Periods Resettled	Resettlement Period Start Date	Resettlement Period End Date
<b>M+4</b>	5	01/09/2024	05/10/2024
<b>M+13</b>	5	03/12/2023	06/01/2024
<b>Ad-Hoc</b>	5	20/10/2024 27/10/2024 01/10/2024 01/11/2024 01/12/2024	26/10/2024 02/11/2024 31/10/2024 30/11/2024 31/12/2024
Resettlement Runs for Operational Dates February 01/02/2025 – 28/02/2025			
<b>M+4</b>	4	06/10/2024	02/11/2024
<b>M+13</b>	4	07/01/2024	03/02/2024
<b>Ad-Hoc</b>	0	-	-
Resettlement Runs for Operational Dates March 01/03/2025 – 31/03/2025			
<b>M+4</b>	4	03/11/2024	30/11/2024
<b>M+13</b>	4	04/02/2024	02/03/2024
<b>Ad-Hoc</b>	5	01/12/2024 08/12/2024 15/12/2024 22/12/2024 29/12/2024	07/12/2024 14/12/2024 21/12/2024 28/12/2024 04/01/2025

Table 7 – Resettlement Runs for Operational Periods: January – March 2025

### 3.4 Credit Reports Publications

**January 2025:** 53 Credit reports published on time, out of an expected 56 Credit reports.

**February 2025:** 47 Credit reports published on time, out of an expected 49 Credit reports.

**March 2025:** 48 Credit reports published on time, out of an expected 48 Credit reports.

Credit Report Summary			
	January 2025	February 2025	March 2025
Published	56	49	48
Delayed	3	2	-
Not Published	-	-	-

**Table 8 – Credit Report Summary: January – March 2025**

## 4 Financial Statistics

### 4.1 Cash Flow positions for Balancing Market, Capacity Market and Market Operator Charges

The Balancing Market reflects actions taken by the TSOs to keep the system balanced, for example, for differences between the market schedule and actual system demand. It determines the imbalance settlement price for settlement of these balancing actions. This includes any uninstructed deviations from a participant's notified ex-ante position.

- Positive values indicate Payments were greater than Charges
- Negative values indicate Charges were greater than Payments
- All figures are in Euro

All data displayed in this section displays Initial data from 01 January 2025 to 31 March 2025:

Balancing Market Cash Flow Position				
Component	January	February	March	Total
CFC	50,663,533	37,232,945	19,071,547	106,968,024
CDISCOUNT	26,785,454	19,913,477	13,838,698	60,537,629
CPREMIUM	13,852,530	20,879,130	17,079,346	51,811,007
CIMB	14,928,413	14,301,563	495,370	29,725,346
CREV	2,914,970	2,487,561	2,663,944	8,066,475
CSOCDIFFP	957,798	836,051	905,411	2,699,260
CABBPO	33,283	67,359	82,725	183,368
CEADSUIDT	3,128	0	0	3,128
CDIFFPID	619	0	0	619
CDIFFCWD	-10,589	-732	-5,145	-16,466
CTEST	-49,075	-15,226	-78,891	-143,193
CCA	-54,265	-47,514	-51,866	-153,646
CAOPO	-378,645	-583,311	34,875	-927,081
CCURL	-412,342	-1,308,061	-782,969	-2,503,372
CUNIMB	-1,706,618	-1,030,466	-1,107,394	-3,844,478
CIMP	-52,964,958	-46,391,432	-50,670,002	-150,026,392
<b>Grand Total</b>	<b>54,563,236</b>	<b>46,341,341</b>	<b>1,475,650</b>	<b>102,380,228</b>

Table 9 - Balancing Market Cash Flow Position: January – March 2025

The Capacity Market is designed to help ensure that the generation capacity in Ireland and Northern Ireland (including Storage, Demand Side Units and Interconnector capacity) is sufficient to meet demand and that the regulatory approved generation adequacy standard is satisfied.

<b>Capacity Market Cash Flow Position</b>				
<b>Component</b>	<b>January</b>	<b>February</b>	<b>March</b>	<b>Total</b>
CCP	45,101,280	40,750,850	45,063,255	130,915,385
CCC	-56,341,061	-49,179,492	-53,259,469	-158,780,022
<b>Total</b>	<b>-11,239,781</b>	<b>-8,428,641</b>	<b>-8,196,214</b>	<b>-27,864,637</b>

**Table 10 - Capacity Market Cash Flow Position: January – March 2025**

Market Operator charges are used to recover the costs of administering the market:

<b>Market Operator Charges</b>				
<b>Component</b>	<b>January</b>	<b>February</b>	<b>March</b>	<b>Total</b>
CMOAV	-2,538	-2,538	-2,538	-7,614
CMOAU	-107,544	-107,783	-108,316	-323,643
CVMO	-2,323,582	-2,035,448	-2,222,939	-6,581,969
<b>Total</b>	<b>-2,433,664</b>	<b>-2,145,769</b>	<b>-2,333,794</b>	<b>-6,913,227</b>

**Table 11 - Market Operator Charges: January – March 2025**

## 4.2 Financial Changes between Initial Settlement and Subsequent Reruns

Please see the tables below outlining which weeks were processed via resettlement in this quarter.

<b>M+4 BALIMB Resettlement processing</b>		
<b>Operational Month</b>	<b>Billing week start</b>	<b>Billing week end</b>
January	25/08/2024	31/08/2024
January	01/09/2024	07/09/2024
January	08/09/2024	14/09/2024
January	15/09/2024	21/09/2024
January	22/09/2024	28/09/2024
January	29/09/2024	05/10/2024
February	06/10/2024	12/10/2024
February	13/10/2024	19/10/2024
February	20/10/2024	26/10/2024
February	27/10/2024	02/11/2024
March	03/11/2024	09/11/2024
March	10/11/2024	16/11/2024
March	17/11/2024	23/11/2024
March	24/11/2024	30/11/2024

**Table 12 – M+4 settlement weeks processed: January – March 2025**

<b>M+13 BALIMB Resettlement processing</b>		
<b>Operational Month</b>	<b>Billing week start</b>	<b>Billing week end</b>
January	26/11/2023	02/12/2023
January	03/12/2023	09/12/2023
January	10/12/2023	16/12/2023
January	17/12/2023	23/12/2023
January	24/12/2023	30/12/2023
January	31/12/2023	06/01/2024
February	07/01/2024	13/01/2024
February	14/01/2024	20/01/2024
February	21/01/2024	27/01/2024
February	28/01/2024	03/02/2024
March	04/02/2024	10/02/2024
March	11/02/2024	17/02/2024
March	18/02/2024	24/02/2024
March	25/02/2024	02/03/2024

**Table 13 – M+13 settlement weeks processed: January – March 2025**

Adhoc BALIMB Resettlement processing		
Operational Month	Billing week start	Billing week end
January	20/10/2024	26/10/2024
January	27/10/2024	02/11/2024
March	01/12/2024	07/12/2024
March	08/12/2024	14/12/2024
March	15/12/2024	21/12/2024
March	22/12/2024	28/12/2024
March	29/12/2024	04/01/2025

Table 14 – Ad hoc settlement weeks processed: January – March 2025

The tables below display the differences between the previous settlement run and the most recent resettlement run (either M+4, M+13 or Ad hoc). The differences are then rolled up to the component charge level and combined for both M+4, M+13 and Ad hoc.

Balancing Market Resettlement				
Component	January	February	March	Grand Total
CUNIMB	97,005	84,494	361,854	543,353
CREV	46,339	-3,557	114,219	157,001
CFC	109,033	23,969	-7,495	125,508
CDIFFPIMB	0	0	23,018	23,018
CPREMIUM	2,470	1,010	7,993	11,473
CCA	1,007	378	-1,039	346
CAOPO	222	0	21	243
CABBPO	44	0	0	44
CEADSUIDT	0	0	0	0
CDIFFPDA	0	0	0	0
CREIMDIFFP	0	0	0	0
CEADSUIMB	0	0	0	0
CSHORTDIFFP	0	0	0	0
CDIFFPID	0	0	0	0
CDIFFCDA	0	0	0	0
CEADSUDA	0	0	0	0
CDIFFCWD	88	91	-991	-813
CCURL	105	-77	-1,514	-1,486
CDIFFCNP	0	0	-6,724	-6,724
CSOCDIFFP	-10,153	-5,345	-1,212	-16,711
CDISCOUNT	-24,398	2,311	3,875	-18,212
CTEST	0	0	-20,500	-20,500
CIMP	406,969	244,078	-1,160,204	-509,156
CIMB	3,163,749	1,526,940	-12,630,296	-7,939,607
<b>Grand Total</b>	<b>3,792,482</b>	<b>1,874,291</b>	<b>-13,318,996</b>	<b>-7,652,224</b>

Table 15 - Balancing Market Resettlement: January – March 2025

Capacity Market Resettlement				
Component	January	February	March	Grand Total
CCC	796,095	341,133	101,918	1,239,146
CCP	1,465,398	75,246	42,208	1,582,851
<b>Grand Total</b>	<b>2,261,493</b>	<b>416,379</b>	<b>144,125</b>	<b>2,821,997</b>

Table 16 - Capacity Market Resettlement: January – March 2025

Market Operator Charges Resettlement				
Component	January	February	March	Grand Total
CVMO	24,266	14,344	12,400	51,010
<b>Grand Total</b>	<b>24,266</b>	<b>14,344</b>	<b>12,400</b>	<b>51,010</b>

Table 17 - Market Operator Charges Resettlement: January – March 2025

Financial Statistics Disclaimer: the above information represents settlement data aggregated during the month in assessment, which may be different to the accounting data audited post settlement period. All values are in euro.



## 5 Query Management

### 5.1 General Queries

The statistics presented in Table 18 - General Queries cover the months of January, February, and March 2025.

General Queries	January 2025	February 2025	March 2025
Received	169	159	172
Open	25	28	37
Resolved	169	144	167
Average Resolution Time	3.2 working days	3.3 working days	2.9 working days

**Table 18 – General Queries: January – March 2025**

#### Definitions

- Open refers to queries raised but not resolved within each month.
- Resolved refers to queries resolved within each month, and includes queries raised before this time.
- Resolution Time (Working Days) refers to the average time to resolve queries in working days for this category within each month.

## 5.2 Settlement Queries

Table 19 displays the Formal Settlement Queries raised between the months from January to March 2025.

Formal Queries	January	February	March
Raised	13	26	15

Table 19 – Formal Settlement Queries: January – March 2025

- **January 2025:** 9 have been upheld and 4 were not upheld.
- **February 2025:** 25 have been upheld and 1 was not upheld.
- **March 2025:** 4 have been upheld, 3 were not upheld and 8 are under review.

Upheld Formal Queries	January	February	March	Total
CDISCOUNT	1	17	0	18
CIMB	6	5	2	13
CCP	2	0	1	3
CCURL	0	1	0	1
CUNIMB	0	1	0	1
CDIFFCNP	0	1	0	1
CFC	0	0	1	1
<b>Total</b>	<b>9</b>	<b>25</b>	<b>4</b>	<b>38</b>

Table 20 – Upheld Settlement Queries by Topic January – March 2025

Further Details on Settlement queries that have been upheld can be found in **Appendix D**.

A full list of all unresolved Settlement queries raised for the month can be found in **Appendix D**.

## 5.3 Disputes

- There were no Disputes raised between 01 January 2025 to 31 March 2025.

## 6 Imbalance Price

### 6.1 Imbalance Price

There are two types of Imbalance Price referred to in this section; the Imbalance Price which is the price associated with a 5 Minute Imbalance Pricing Period; and secondly, an Imbalance Settlement Price which is calculated as the average of six 5 Minute Imbalance Prices for a corresponding 30-minute Imbalance Settlement Period.

Figures 4, 5 and 6 show the Imbalance Settlement Prices for January, February, March. All system calculated Imbalance Settlement Prices are published on this graph; both the Market Back Up Price and the 30-minute average of the Imbalance Price.

- The average Imbalance Settlement Price for January was €180.00.

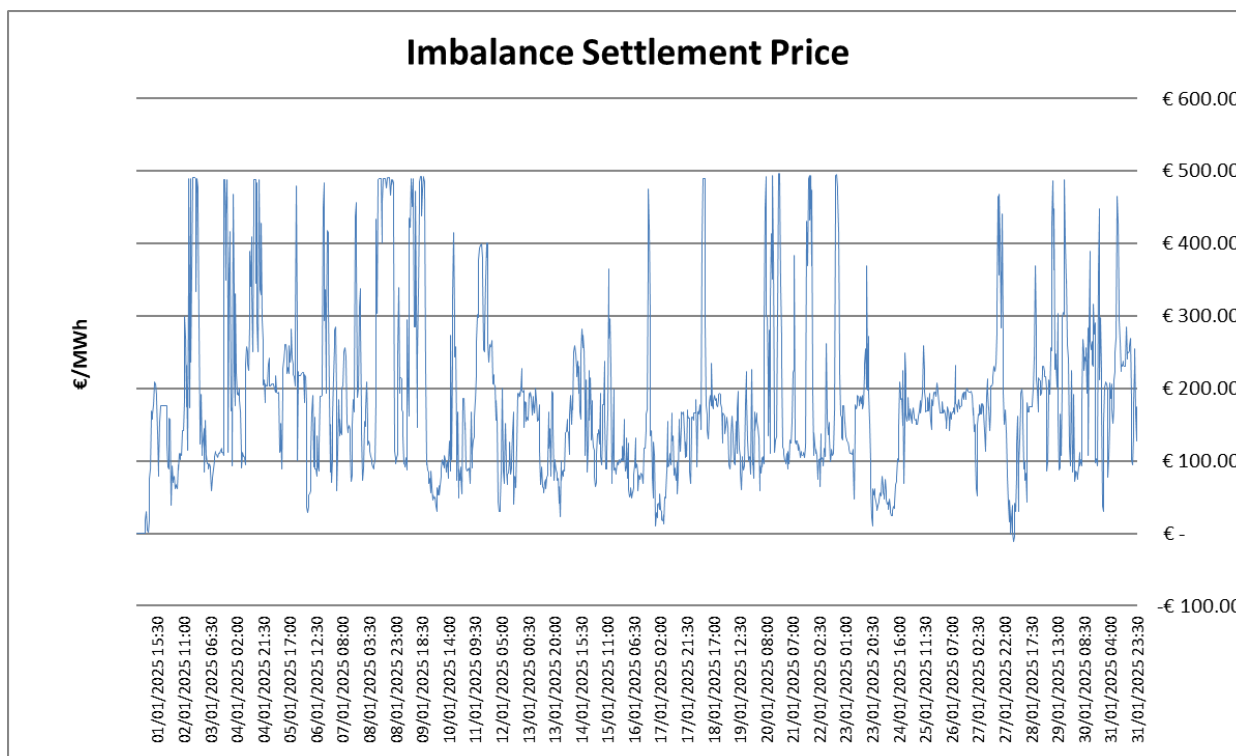


Figure 4 – Imbalance Settlement Price January 2025

- The average Imbalance Settlement Price for February was €140.46.

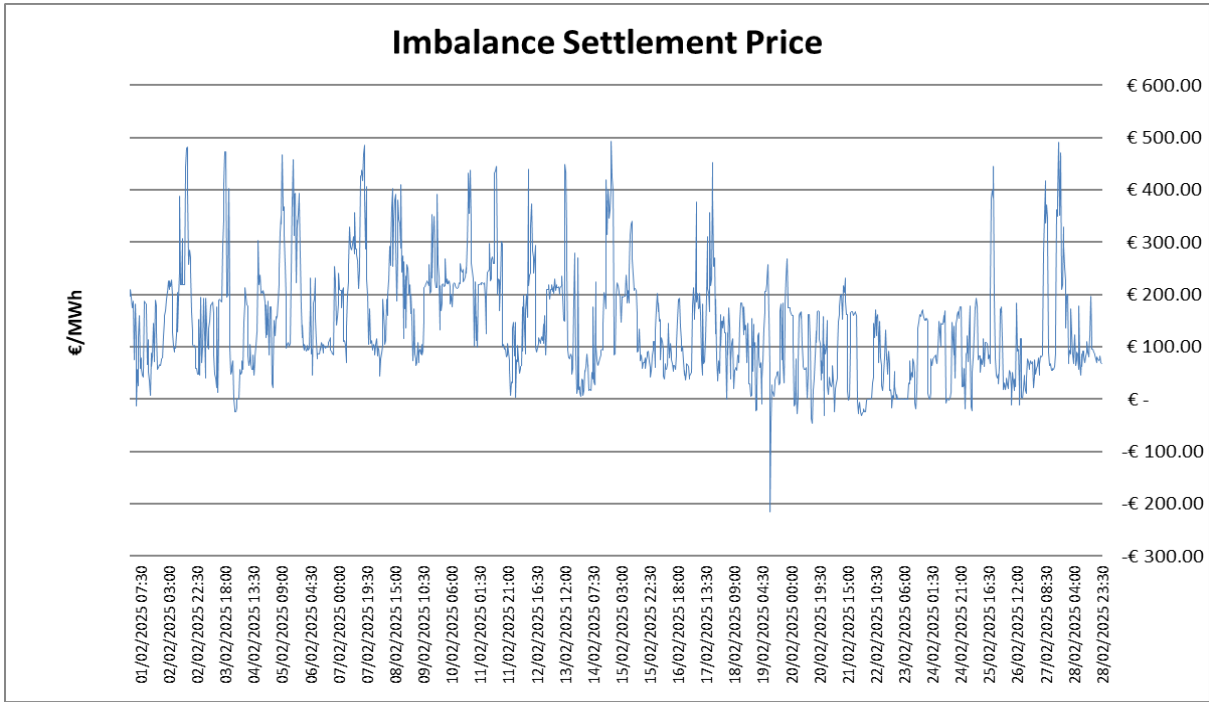


Figure 5 – Imbalance Settlement Price February 2025

- The average Imbalance Settlement Price for March was €122.33.

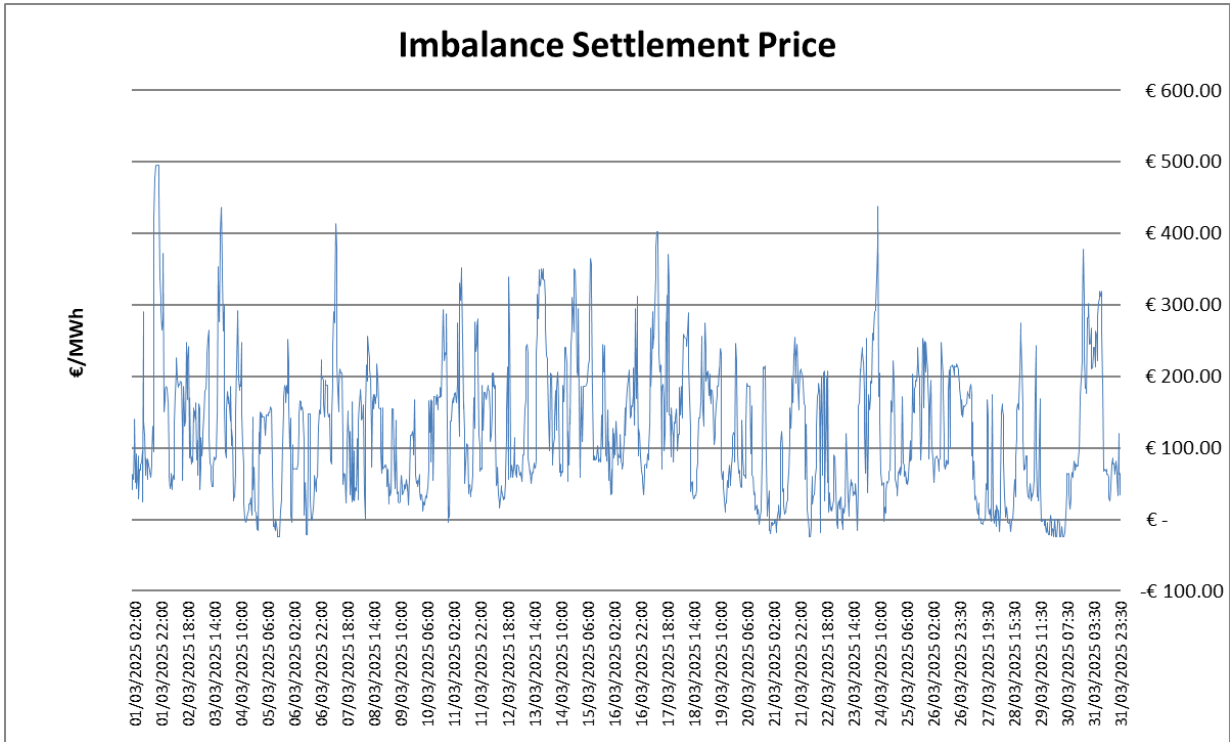


Figure 6 – Imbalance Settlement Price March 2025

Figures 7, 8 and 9 displays the Quantity Weighted Ex-Ante Price as a comparator to the Imbalance Settlement Price. The Quantity Weighted Ex-Ante Price is the value used by SEMO as the Market Back Up Price, should the Market Operator not be able to calculate an Imbalance Settlement Price; based on the average of the six 5 Minute Imbalance Prices for a given Imbalance Settlement Period.

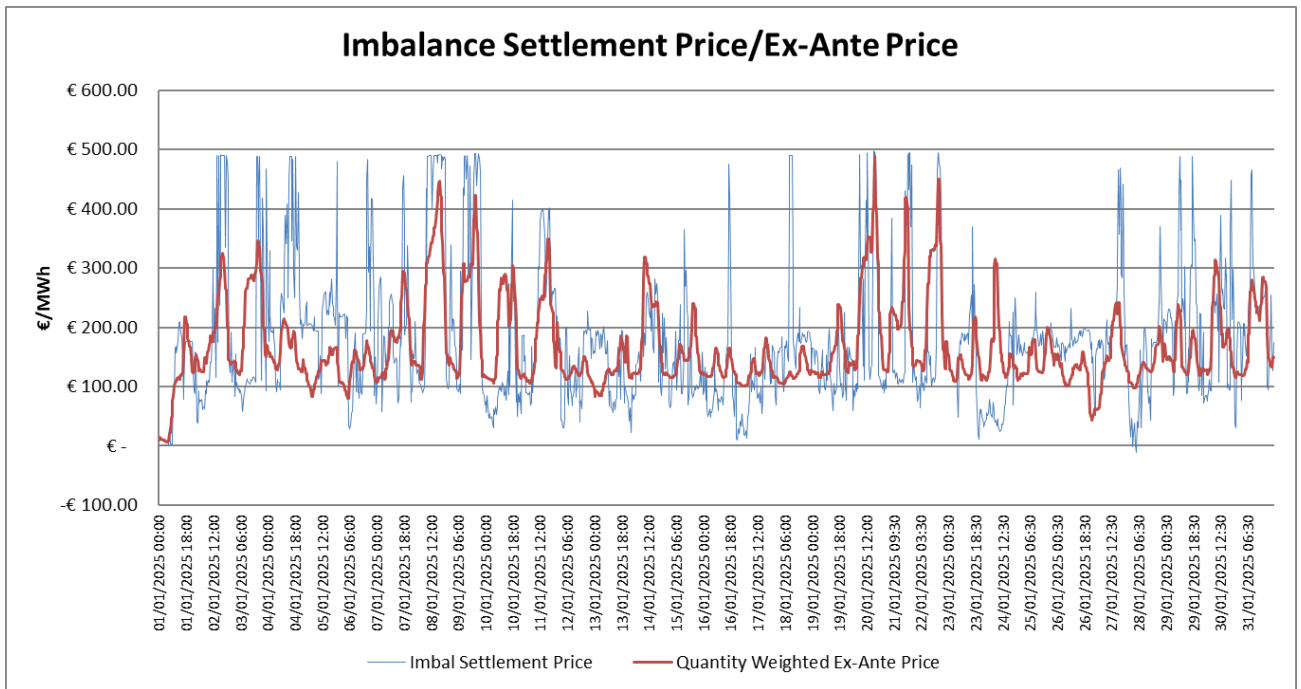


Figure 7 – Imbalance Settlement Price & Quantity Weighted Ex-Ante Price Comparison January 2025

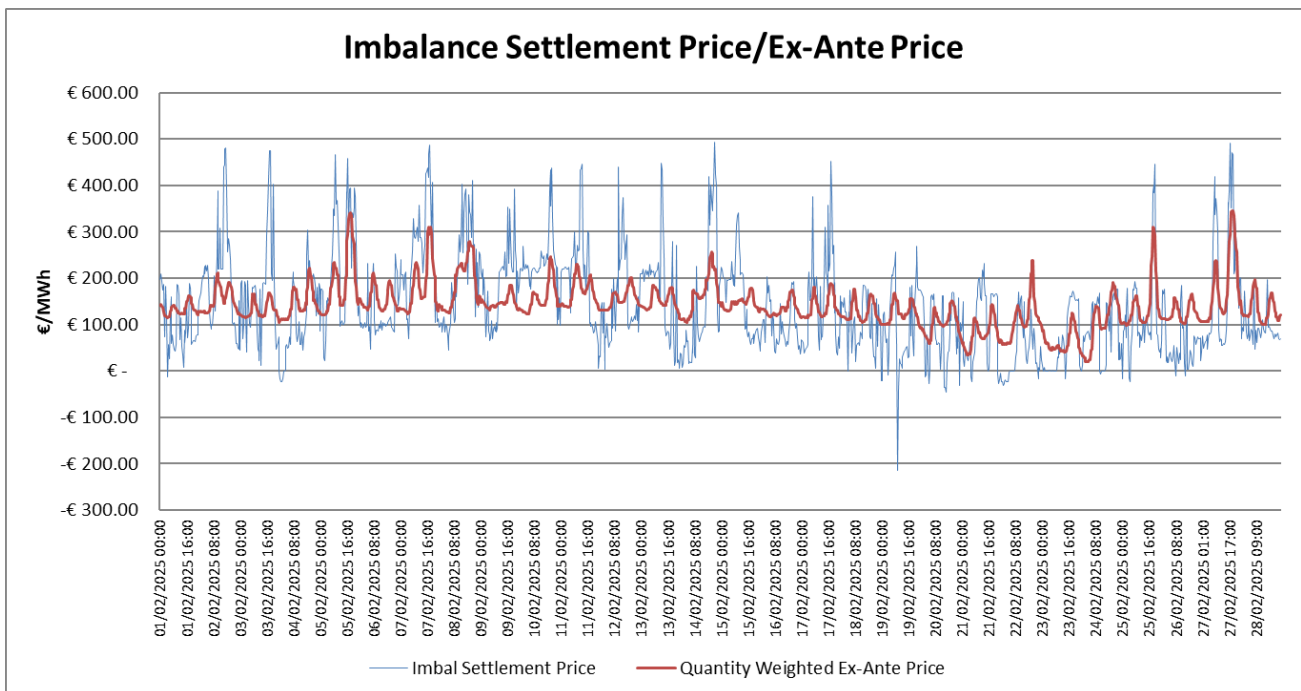
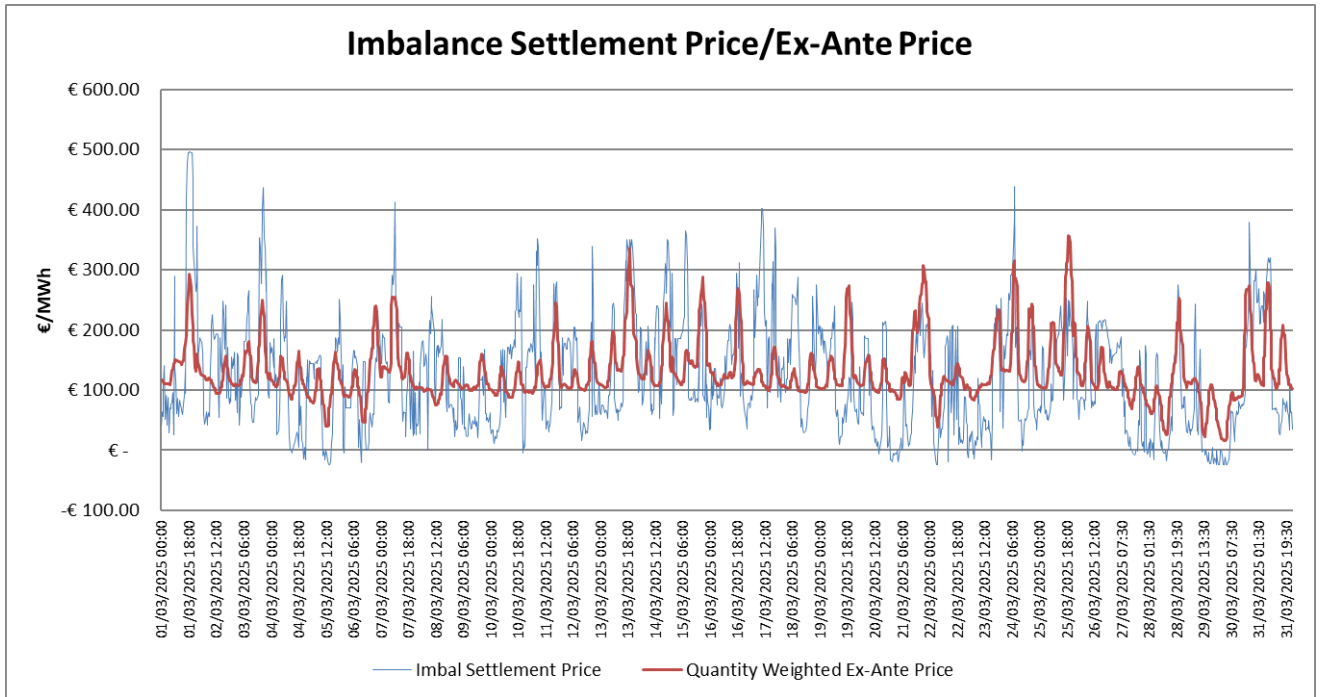
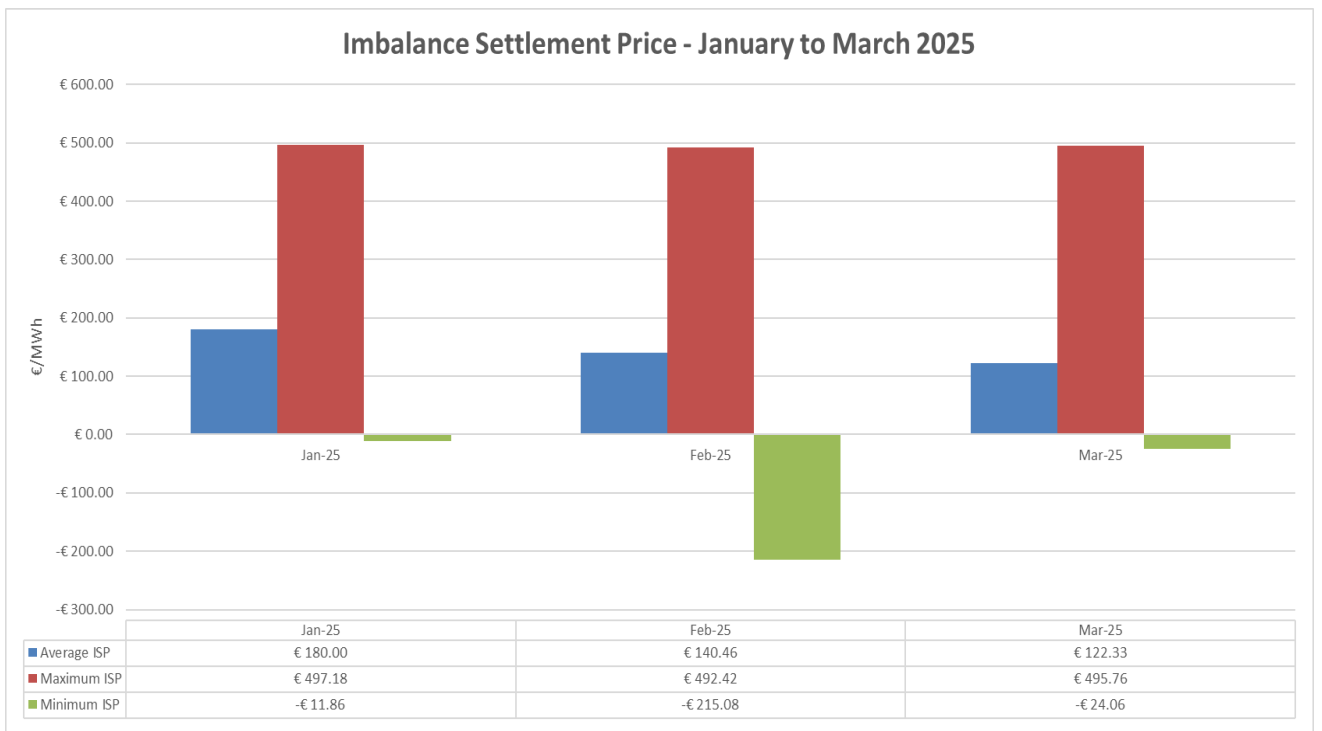


Figure 8 – Imbalance Settlement Price & Quantity Weighted Ex-Ante Price Comparison February 2025



**Figure 9 – Imbalance Settlement Price & Quantity Weighted Ex-Ante Price Comparison March 2025**

Figure 10 below highlights the monthly Highest, Lowest and Average half-hour Imbalance Prices for the period January, February & March.



**Figure 10 – Highest, Lowest and Average Imbalance Prices January – March 2025**

## 6.2 Exchange Rate

The SEM is a dual currency market, Units based in Northern Ireland submit their Offer Data in GBP. All GBP Offer Data is converted to EUR as part of the Balancing Market price setting process. The GBP to EUR exchange rate is captured below in **Figures 11, 12 and 13**.

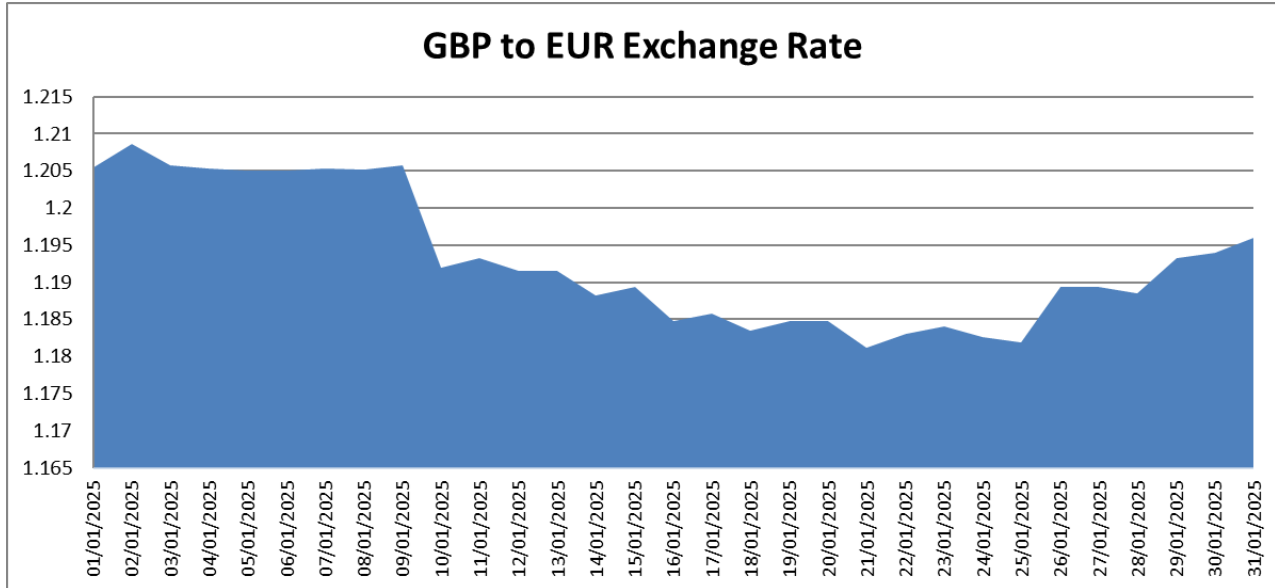


Figure 11 – GBP to EUR Exchange Rate January 2025

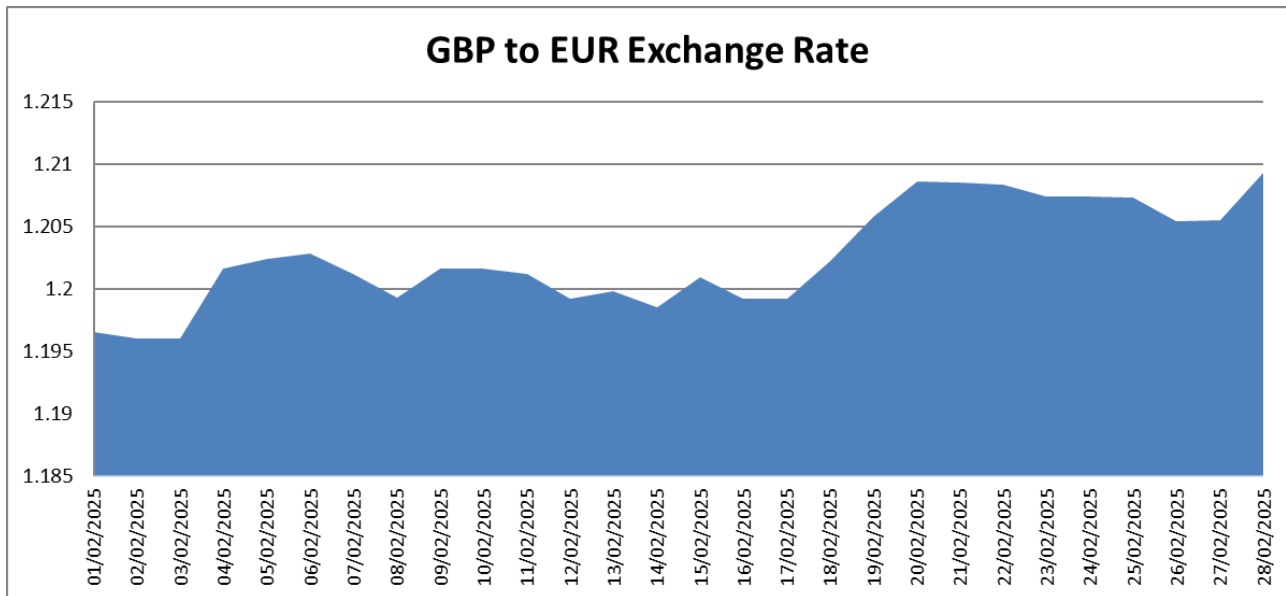


Figure 12 – GBP to EUR Exchange Rate February 2025

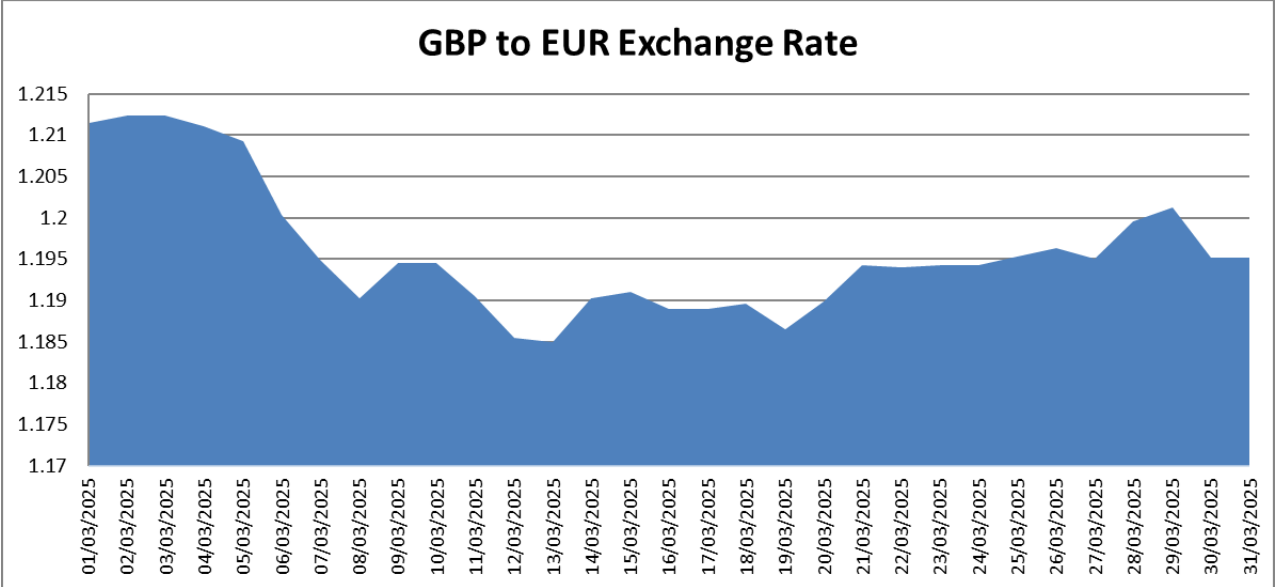


Figure 13 – GBP to EUR Exchange Rate March 2025

**6.3 Imbalance Price Generation and Backup Price**

The Imbalance Settlement Price is set as the average of the six 5-minute Imbalance Prices. If the Market Operator is unable to calculate any Imbalance Prices within a 30-minute Imbalance Settlement Period within the timeframes set out under the TSC; then the Market Back Up Price will be applied. The Imbalance Settlement Price will use the Market Back Up Price if no 5-minute Imbalance Prices have been published, for that period.

- **January 2025:** 13 Market Back Up Prices applied.
- **February 2025:** 3 Market Back Up Price applied.
- **March 2025:** 4 Market Back Up Price applied.

As a result of the approved Mod\_03\_19; the Market Back Up Price is separately applied to a 5-minute Imbalance Price, where that price has not been automatically published. In this instance, the Imbalance Settlement Price will use the average of the automated Imbalance Price; or the replacement Market Back Up Price.



## **Price Definitions**

### **Missed Prices**

Prices (30 Min / 5 Min) that have failed to calculate, and no price has been generated; either through the standard methodology or via the Back Up Price

### **Back Up Prices**

In the context of this report, a Back Up Price refers to a 5-minute price where the Imbalance Price has not been published; the system reverts to the volume weighted average price across all Ex-ante and Intraday timeframes.

### **Market Back Up Prices**

If the Market Operator is unable to calculate any 5-minute Imbalance Prices within a 30 Imbalance Settlement Period; then the Market Back Up Price will be applied. The Imbalance Settlement Price will use the average of the automated Imbalance Price; or the replacement 5 minute Back Up Price.

The Day Ahead Back Up Price is a final fallback price that is to be used in the event of a failure of the automated 30 Minute Market Back Up Price. Typically, this price is only used during planned System Releases/Outages and uses the Day-ahead Auction price only.

## 7 Modifications

### 7.1 Balancing Market – Trading & Settlement Code Modification Management

The tables that follow give an overview of the activity that has taken place between 1st January 2025 to 31st March 2025. Table 21 shows the dates and number of Modifications Committee Meetings or other industry engagements that took place over this period.

Meeting	Date	Location
Modifications Committee Meeting 127	5 <sup>th</sup> February 2025	MS Teams
Mod_01_25 Industry Call	26 <sup>th</sup> February 2025	MS Teams
Extraordinary Modifications Committee Meeting 127B	12 <sup>th</sup> March 2025	MS Teams

**Table 21 - Balancing Market: Trading & Settlement Code Modifications Committee Meetings**

At the Modifications Committee Meeting, decisions are made with regard to progressing various Modification Proposals. Table 22 gives an outline of the amount of activity that has taken place over this period.

	January 2025	February 2025	March 2025
Modification Proposal Activity	Total	Total	Total
Raised	0	1	0
Alternative Versions raised	0	0	1
Withdrawn	0	0	0
Deferred	0	1	1
Extension Granted	0	0	0
Recommended for Approval	0	0	0
Recommended for Rejection	0	0	0
Further Work Required	0	0	0
RA Decision Approved	0	0	0
RA Decision Rejected	1	0	1

**Table 22 - Modification Proposal Activity**

## 7.2 Balancing Market - Modifications Process Development

Modification Proposals were considered at bimonthly Modifications Committee Meetings held via MS Teams where applicable (see Table 21).

Full details of all modifications progressed during the year are available in the [Balancing Market Modifications section](#) of the SEMO website.

### RA Decision - Rejected

- Mod\_11\_23 SDP\_02 Battery Integration
- Mod\_07\_24 Introduction to TEG Activation Compensation Payment

## 8 SEMO KPI Quarterly Update – Storage Technology Facilitation

The KPI as set out in the SEMO Price Control Decision, SEM-21-03, requires SEMO to successfully implement an enduring solution for storage technology facilitation which would enable full participation in the Balancing Market including:

- Registration difficulties resolved.
- Negative PNs can be accepted and processed.

In order to ensure efficiency is maximized across both the Market Operators and System Operators, the battery storage facilitation is incorporated as part of the Scheduling and Dispatch Programme (SDP). This work is currently being progressed under initiative #2 Electricity Storage Power Station (ESPS) of the SDP. There are six initiatives in scope for SDP and initiative 2 has been identified as the highest priority for delivery following industry feedback and considering TSOs & MO and consumer interests.

The latest updates are:

- Phase 3 of Tranche 1 of the programme is in progress.
- Phase 3 includes system build, test and implementation, alongside operational capability development and business procedures for operations.
- Site acceptance test for the system changes related to initiative #2 Electricity Storage Power Station (ESPS) has completed.
- User acceptance test for the system changes related to initiative #2 Electricity Storage Power Station (ESPS) has commenced.

## 9 Central Systems

### 9.1 System Releases

There were no Market System Releases during the months of January – March 2025.

### 9.2 System Availability

The table below gives the system availability values for the months of January, February, and March of 2025:

	January 2025	February 2025	March 2025
System / Application	Availability %	Availability %	Availability %
Settlements (CSB)	100%	100%	100%
MI	100%	100%	100%
MA	99.4%	100%	100%
Reporting (reports publication in the MPI)	100%	100%	100%
Website (availability)	100%	100%	100%
Average System Availability	99.88%	100%	100%

Table 23 – System Availability: January – March 2024

### **9.3 Known Issues Report**

For details regarding system errors please refer to the Known Issues Report published on the [SEMO website](#)

### **9.3 Limited Communication Failure (LCF), General Communication Failure (GCF) and General System Failure (GSF)**

- There were no LCFs during the months of January – March 2025.
- There was no GCFs during the months of January – March 2025.
- There were no GSFs during the months of January – March 2025.

## 10 Appendix A: Trading and Settlement Code Breaches

### Meter Data Provider Breaches

Settlement Date	Run Type	Provider	Data Type	Delay Description	MDP Target Time	MDP Received Time
24/01/2025	D+1	SONI	NPEG	Late Submission	27/01/2025 14:00	27/01/2025 14:57
25/01/2025	D+1	SONI	NPEG	Late Submission	27/01/2025 14:00	27/01/2025 15:33
26/01/2025	D+1	SONI	NPEG	Late Submission	27/01/2025 14:00	27/01/2025 15:00
04/03/2025	D+1	MRSO	NPEG	Late Submission	05/03/2025 14:00	05/03/2025 14:29

Table 24 - Meter Data Provider Breaches: January - March 2025

### Market Participant Breaches

Jan-25							
PT name	Invoiced period	Market	Default issued due to	Default letter issued	T & SC Breach	Status	
Scottish Power Renewables (UK) Limited	WK_52_2024	BMCRM	Timing	Yes	Major	Closed	
Green Grid LTD	DEC_2024	MO	Timing	Yes	Major	Closed	
AC Automation UK Limited	DEC_2024	MO	Timing	Yes	Major	Closed	
EnerNOC Ireland Limited	DEC_2024	MO	Timing	Yes	Major	Closed	
Ballincurry Energy Supply Limited	WK_03_2025	BMCRM	Timing	Yes	Major	Closed	
Templeberry Renewable Energy Supply Limited	WK_04_2025	BMCRM	Timing	Yes	Major	Closed	

Feb-25							
PT name	Invoiced period	Market	Default issued due to	Default letter issued	T & SC Breach	Status	
Templeberry Renewable Energy Supply Limited	WK_08_2025	BMCRM	Timing	Yes	Major	Closed	

Mar-25							
PT name	Invoiced period	Market	Default issued due to	Default letter issued	T & SC Breach	Status	
Dan Twomey Waterpower Engineering Limited.	WK_09_2025	BMCRM	Timing	Yes	Major	Closed	
ELECTROROUTE ENERGY TRADING LIMITED	WK_11_2025	BMCRM	Timing	Yes	Major	Closed	
Veolia Alternative Energy Ireland Limited	WK_11_2025	BMCRM	Timing	Yes	Major	Closed	

Table 25 - Clearing Default Notices (Major): January - March 2025

Ops Date indent	PT Name	Issue Type	Default Letter Sent	Cause	Resolution	Closed	T & SC Breach
10/02/2025	PT_400149 Arden Energy	Credit	Y	CCIN was not resolved within the T&S Code timeframes	BMCRM Invoice paid i825,233.76	Yes	Major
19/02/2025	PT_400133 Endeco	Credit	Y	CCIN was not resolved within the T&S Code timeframes	Decrease in required collateral	Yes	Major
21/02/2025	PT_400133 Endeco	Credit	Y	CCIN was not resolved within the T&S Code timeframes	Decrease in required collateral	Yes	Major
Ops Date indent	PT Name	Issue Type	Default Letter Sent	Cause	Resolution	Closed	T & SC Breach
11/03/2025	PT_400149 Arden Energy	Credit	Y	CCIN was not resolved within the T&S Code timeframes	BMCRM invoice paid i597,660.62	Yes	Major

Table 26 – Credit Risk Management Default Notices (Major): January – March 2025

## Market Operator Breaches

Settlement Date	Run Type	Party	Issue Type	Description	Cause	Resolution	T&SC Breach	Status
08/01/2025	D+1	SEMO	Processing Issue	Issue with Instruction Profilers (IPs)	Slow IP processing	IP issue resolved and Indicatives completed late on target date	Minor	Closed
21/01/2025	D+1	SEMO	Processing Timeline	System issue	Internal system outage	System issue resolved and Indicatives completed late on target date	Minor	Closed
25/01/2025	D+1	SEMO	Late Settlement Data	Late Meter Data Provider (MDP) data	SONI MDP data received late	MDP data received and Indicatives completed late on target date	Minor	Closed
26/01/2025	D+1	SEMO	Late Settlement Data	Late Meter Data Provider (MDP) data	SONI MDP data received late	MDP data received and Indicatives completed late on target date	Minor	Closed

**Table 27 - Delays to Indicative Settlement: January - March 2025**

Ops Date Identified	PT Name	Time	Reason	Additional Comments
06/01/2025	All	3.30pm - Published @ 4.34pm	Delayed Indicative Data	Delayed until Indicative Data was received.
21/01/2025	All	12pm - Published @ 12.46pm	Internal System issue	Processing system took longer to Run.
22/01/2025	All	3.30pm - Published @ 5.16pm	Internal System Outage	Could not publish due to Outage Balancing Market.
12/02/2025	All	9am - Published @ 9.51am	Internal System Outage	Publication took longer than normal.
26/02/2025	All	3.30pm - Published @ 4.23pm	Internal System Outage	Could not use OUI & MPI during this period.

**Table 28 – Credit Risk Management (Minor): January – March 2025**



## 11 Appendix B: Historical Settlement Information

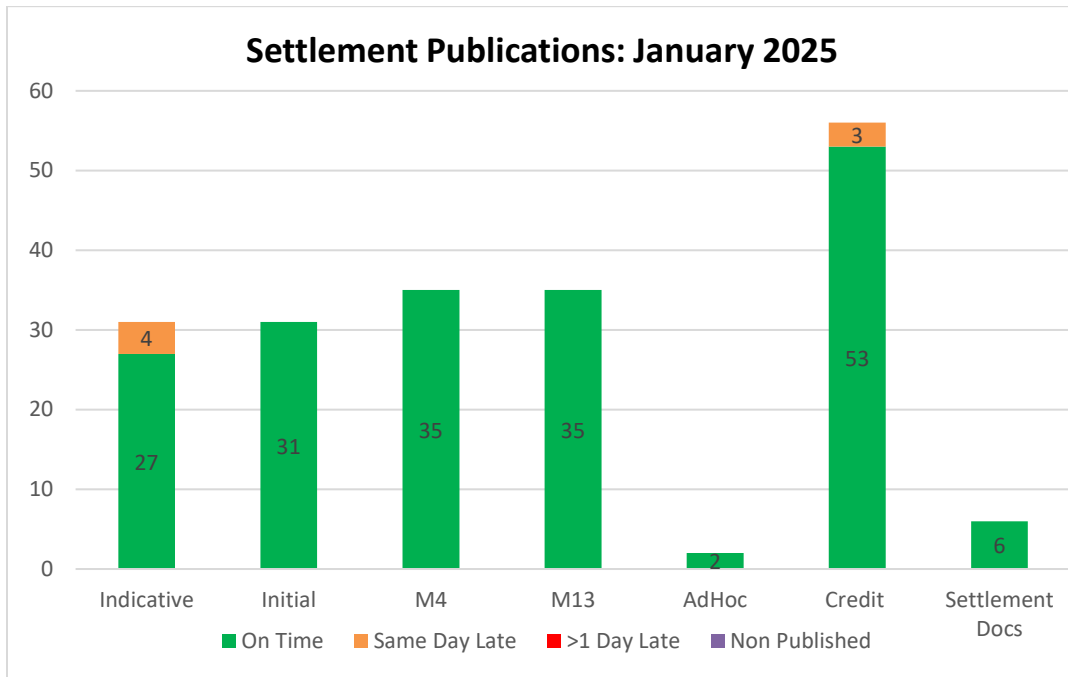


Figure 14 - Settlement Information January 2025 (Graph does not include CRM Adhoc)

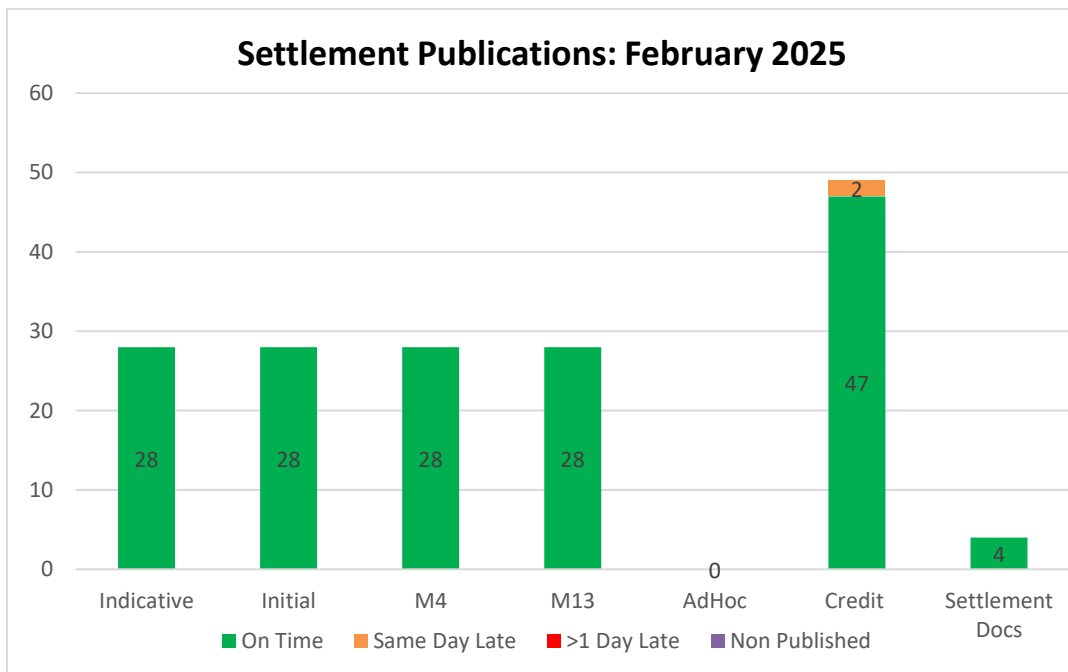
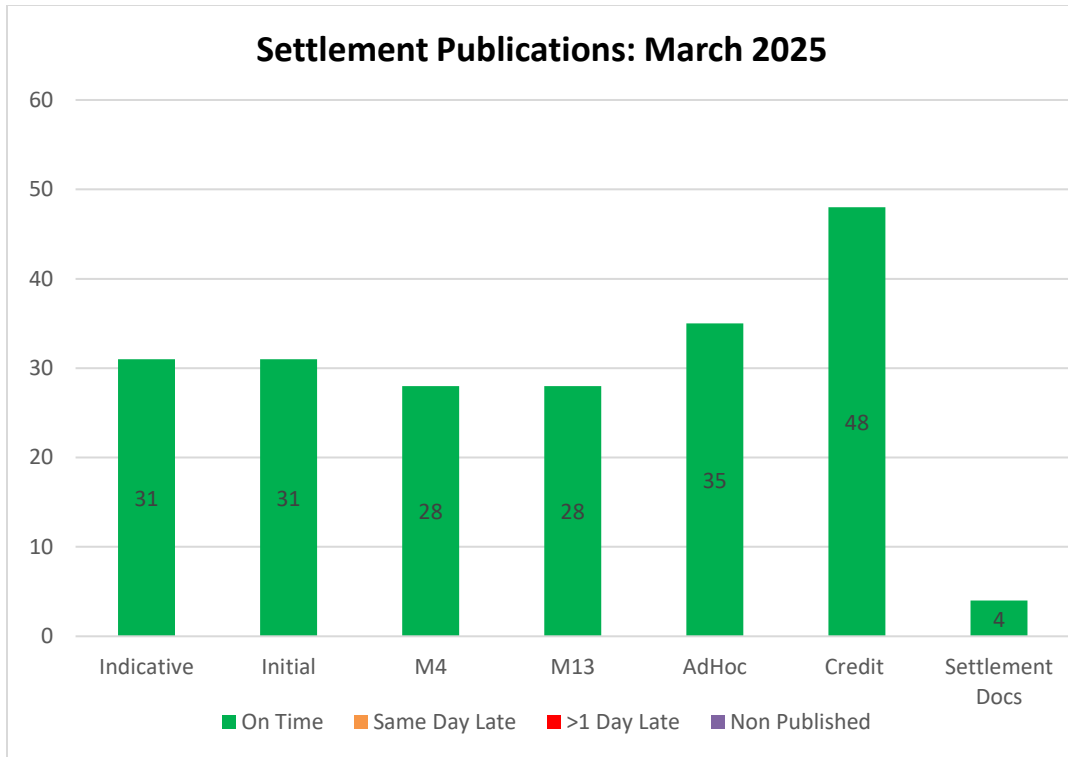


Figure 15 - Settlement Information February 2025



**Figure 16 - Settlement Information March 2025**

## 12 Appendix C: Settlement Publication Timings

### Indicative Settlement

Settlement Date	Run Type	Target Publication Timeline	Actual Timeline (Paste Settlement Report End time directly from CSB)
01/01/2025	Indicative	02/01/2025 17:00	02/01/2025 16:23
02/01/2025	Indicative	03/01/2025 17:00	02/01/2025 16:18
03/01/2025	Indicative	06/01/2025 17:00	06/01/2025 16:20
04/01/2025	Indicative	06/01/2025 17:00	06/01/2025 16:39
05/01/2025	Indicative	06/01/2025 17:00	06/01/2025 16:49
06/01/2025	Indicative	07/01/2025 17:00	07/01/2025 16:22
07/01/2025	Indicative	08/01/2025 17:00	08/01/2025 16:34
08/01/2025	Indicative	09/01/2025 17:00	09/01/2025 18:07
09/01/2025	Indicative	10/01/2025 17:00	10/01/2025 16:22
10/01/2025	Indicative	13/01/2025 17:00	13/01/2025 15:15
11/01/2025	Indicative	13/01/2025 17:00	13/01/2025 15:37
12/01/2025	Indicative	13/01/2025 17:00	13/01/2025 16:19
13/01/2025	Indicative	14/01/2025 17:00	14/01/2025 16:35
14/01/2025	Indicative	15/01/2025 17:00	15/01/2025 16:21
15/01/2025	Indicative	16/01/2025 17:00	16/01/2025 16:25
16/01/2025	Indicative	17/01/2025 17:00	17/01/2025 16:20
17/01/2025	Indicative	20/01/2025 17:00	20/01/2025 15:24
18/01/2025	Indicative	20/01/2025 17:00	20/01/2025 15:44
19/01/2025	Indicative	20/01/2025 17:00	20/01/2025 16:22
20/01/2025	Indicative	21/01/2025 17:00	21/01/2025 16:13
21/01/2025	Indicative	22/01/2025 17:00	22/01/2025 17:17
22/01/2025	Indicative	23/01/2025 17:00	23/01/2025 16:18
23/01/2025	Indicative	24/01/2025 17:00	24/01/2025 16:19
24/01/2025	Indicative	27/01/2025 17:00	27/01/2025 16:55
25/01/2025	Indicative	27/01/2025 17:00	27/01/2025 18:12
26/01/2025	Indicative	27/01/2025 17:00	27/01/2025 18:18
27/01/2025	Indicative	28/01/2025 17:00	28/01/2025 16:36
28/01/2025	Indicative	29/01/2025 17:00	29/01/2025 16:42
29/01/2025	Indicative	30/01/2025 17:00	30/01/2025 16:17
30/01/2025	Indicative	31/01/2025 17:00	31/01/2025 16:21
31/01/2025	Indicative	04/02/2025 17:00	04/02/2025 13:18

Table 29– Indicative Settlement Publication times January 2025

Settlement Date	Run Type	Target Publication Timeline	Actual Timeline (Paste Settlement Report End time directly from CSB)
01/02/2025	Indicative	04/02/2025 17:00	04/02/2025 13:38
02/02/2025	Indicative	04/02/2025 17:00	04/02/2025 13:58
03/02/2025	Indicative	04/02/2025 17:00	04/02/2025 16:25
04/02/2025	Indicative	05/02/2025 17:00	05/02/2025 16:22
05/02/2025	Indicative	06/02/2025 17:00	06/02/2025 16:21
06/02/2025	Indicative	07/02/2025 17:00	07/02/2025 16:22
07/02/2025	Indicative	10/02/2025 17:00	10/02/2025 14:21
08/02/2025	Indicative	10/02/2025 17:00	10/02/2025 14:29
09/02/2025	Indicative	10/02/2025 17:00	10/02/2025 16:19
10/02/2025	Indicative	11/02/2025 17:00	11/02/2025 16:33
11/02/2025	Indicative	12/02/2025 17:00	12/02/2025 16:21
12/02/2025	Indicative	13/02/2025 17:00	13/02/2025 16:19
13/02/2025	Indicative	14/02/2025 17:00	14/02/2025 16:21
14/02/2025	Indicative	17/02/2025 17:00	17/02/2025 14:20
15/02/2025	Indicative	17/02/2025 17:00	17/02/2025 14:40
16/02/2025	Indicative	17/02/2025 17:00	17/02/2025 16:18
17/02/2025	Indicative	18/02/2025 17:00	18/02/2025 16:36
18/02/2025	Indicative	19/02/2025 17:00	19/02/2025 16:42
19/02/2025	Indicative	20/02/2025 17:00	20/02/2025 16:18
20/02/2025	Indicative	21/02/2025 17:00	21/02/2025 16:20
21/02/2025	Indicative	24/02/2025 17:00	24/02/2025 15:00
22/02/2025	Indicative	24/02/2025 17:00	24/02/2025 15:17
23/02/2025	Indicative	24/02/2025 17:00	24/02/2025 16:16
24/02/2025	Indicative	25/02/2025 17:00	25/02/2025 16:17
25/02/2025	Indicative	26/02/2025 17:00	26/02/2025 16:16
26/02/2025	Indicative	27/02/2025 17:00	27/02/2025 16:22
27/02/2025	Indicative	28/02/2025 17:00	28/02/2025 16:17
28/02/2025	Indicative	03/03/2025 17:00	03/03/2025 15:16

**Table 30 – Indicative Settlement Publication times February 2025**

Settlement Date	Run Type	Target Publication Timeline	Actual Timeline (Paste Settlement Report End time directly from CSB)
01/03/2025	Indicative	03/03/2025 17:00	03/03/2025 15:38
02/03/2025	Indicative	03/03/2025 17:00	03/03/2025 16:32
03/03/2025	Indicative	04/03/2025 17:00	04/03/2025 16:27
04/03/2025	Indicative	05/03/2025 17:00	05/03/2025 16:54
05/03/2025	Indicative	06/03/2025 17:00	06/03/2025 16:09
06/03/2025	Indicative	07/03/2025 17:00	07/03/2025 16:20
07/03/2025	Indicative	10/03/2025 17:00	10/03/2025 15:01
08/03/2025	Indicative	10/03/2025 17:00	10/03/2025 16:56
09/03/2025	Indicative	10/03/2025 17:00	10/03/2025 16:56
10/03/2025	Indicative	11/03/2025 17:00	11/03/2025 16:31
11/03/2025	Indicative	12/03/2025 17:00	12/03/2025 16:25
12/03/2025	Indicative	13/03/2025 17:00	13/03/2025 16:27
13/03/2025	Indicative	14/03/2025 17:00	14/03/2025 16:46
14/03/2025	Indicative	18/03/2025 17:00	18/03/2025 14:22
15/03/2025	Indicative	18/03/2025 17:00	18/03/2025 14:40
16/03/2025	Indicative	18/03/2025 17:00	18/03/2025 14:57
17/03/2025	Indicative	18/03/2025 17:00	18/03/2025 16:18
18/03/2025	Indicative	19/03/2025 17:00	19/03/2025 16:26
19/03/2025	Indicative	20/03/2025 17:00	20/03/2025 16:21
20/03/2025	Indicative	21/03/2025 17:00	21/03/2025 16:12
21/03/2025	Indicative	24/03/2025 17:00	24/03/2025 15:52
22/03/2025	Indicative	24/03/2025 17:00	24/03/2025 16:17
23/03/2025	Indicative	24/03/2025 17:00	24/03/2025 16:37
24/03/2025	Indicative	25/03/2025 17:00	25/03/2025 16:16
25/03/2025	Indicative	26/03/2025 17:00	26/03/2025 16:42
26/03/2025	Indicative	27/03/2025 17:00	27/03/2025 16:16
27/03/2025	Indicative	28/03/2025 17:00	28/03/2025 16:24
28/03/2025	Indicative	31/03/2025 17:00	31/03/2025 15:05
29/03/2025	Indicative	31/03/2025 17:00	31/03/2025 15:23
30/03/2025	Indicative	31/03/2025 17:00	31/03/2025 16:18
31/03/2025	Indicative	01/04/2025 17:00	01/04/2025 16:33

Table 31 – Indicative Settlement Publication times March 2025

## Initial Settlement

Settlement Date	Run Type	Target Publication Timeline	Actual Timeline (Paste Settlement Report End time directly from CSB)
01/01/2025	Initial	08/01/2025 12:00	08/01/2025 11:21
02/01/2025	Initial	09/01/2025 12:00	09/01/2025 11:18
03/01/2025	Initial	10/01/2025 12:00	09/01/2025 18:34
04/01/2025	Initial	10/01/2025 12:00	09/01/2025 20:01
05/01/2025	Initial	10/01/2025 12:00	10/01/2025 11:17
06/01/2025	Initial	13/01/2025 12:00	13/01/2025 11:24
07/01/2025	Initial	14/01/2025 12:00	14/01/2025 11:20
08/01/2025	Initial	15/01/2025 12:00	15/01/2025 11:45
09/01/2025	Initial	16/01/2025 12:00	16/01/2025 11:41
10/01/2025	Initial	17/01/2025 12:00	16/01/2025 16:18
11/01/2025	Initial	17/01/2025 12:00	16/01/2025 16:27
12/01/2025	Initial	17/01/2025 12:00	17/01/2025 11:20
13/01/2025	Initial	20/01/2025 12:00	20/01/2025 11:26
14/01/2025	Initial	21/01/2025 12:00	21/01/2025 11:17
15/01/2025	Initial	22/01/2025 12:00	22/01/2025 10:37
16/01/2025	Initial	23/01/2025 12:00	23/01/2025 11:16
17/01/2025	Initial	24/01/2025 12:00	23/01/2025 15:14
18/01/2025	Initial	24/01/2025 12:00	23/01/2025 15:51
19/01/2025	Initial	24/01/2025 12:00	24/01/2025 11:16
20/01/2025	Initial	27/01/2025 12:00	27/01/2025 11:25
21/01/2025	Initial	28/01/2025 12:00	28/01/2025 10:48
22/01/2025	Initial	29/01/2025 12:00	29/01/2025 11:22
23/01/2025	Initial	30/01/2025 12:00	30/01/2025 11:26
24/01/2025	Initial	31/01/2025 12:00	30/01/2025 15:03
25/01/2025	Initial	31/01/2025 12:00	30/01/2025 16:15
26/01/2025	Initial	31/01/2025 12:00	31/01/2025 11:21
27/01/2025	Initial	04/02/2025 12:00	04/02/2025 11:19
28/01/2025	Initial	04/02/2025 12:00	04/02/2025 11:39
29/01/2025	Initial	05/02/2025 12:00	05/02/2025 11:20
30/01/2025	Initial	06/02/2025 12:00	06/02/2025 11:21
31/01/2025	Initial	07/02/2025 12:00	07/02/2025 10:46

Table 32 – Initial Settlement Publication times January 2025

Settlement Date	Run Type	Target Publication Timeline	Actual Timeline (Paste Settlement Report End time directly from CSB)
01/02/2025	Initial	07/02/2025 12:00	07/02/2025 11:05
02/02/2025	Initial	07/02/2025 12:00	07/02/2025 11:25
03/02/2025	Initial	10/02/2025 12:00	10/02/2025 11:40
04/02/2025	Initial	11/02/2025 12:00	11/02/2025 11:24
05/02/2025	Initial	12/02/2025 12:00	12/02/2025 11:20
06/02/2025	Initial	13/02/2025 12:00	13/02/2025 11:22
07/02/2025	Initial	14/02/2025 12:00	13/02/2025 15:14
08/02/2025	Initial	14/02/2025 12:00	13/02/2025 15:36
09/02/2025	Initial	14/02/2025 12:00	14/02/2025 11:18
10/02/2025	Initial	17/02/2025 12:00	17/02/2025 11:55
11/02/2025	Initial	18/02/2025 12:00	18/02/2025 11:26
12/02/2025	Initial	19/02/2025 12:00	19/02/2025 11:20
13/02/2025	Initial	20/02/2025 12:00	20/02/2025 11:59
14/02/2025	Initial	21/02/2025 12:00	20/02/2025 17:21
15/02/2025	Initial	21/02/2025 12:00	20/02/2025 17:39
16/02/2025	Initial	21/02/2025 12:00	21/02/2025 11:27
17/02/2025	Initial	24/02/2025 12:00	24/02/2025 11:17
18/02/2025	Initial	25/02/2025 12:00	25/02/2025 11:15
19/02/2025	Initial	26/02/2025 12:00	26/02/2025 10:32
20/02/2025	Initial	27/02/2025 12:00	27/02/2025 11:18
21/02/2025	Initial	28/02/2025 12:00	27/02/2025 15:03
22/02/2025	Initial	28/02/2025 12:00	27/02/2025 15:46
23/02/2025	Initial	28/02/2025 12:00	28/02/2025 11:16
24/02/2025	Initial	03/03/2025 12:00	03/03/2025 11:23
25/02/2025	Initial	04/03/2025 12:00	04/03/2025 11:18
26/02/2025	Initial	05/03/2025 12:00	05/03/2025 11:23
27/02/2025	Initial	06/03/2025 12:00	06/03/2025 11:18
28/02/2025	Initial	07/03/2025 12:00	06/03/2025 14:55

**Table 33 – Initial Settlement Publication times February 2025**

Settlement Date	Run Type	Target Publication Timeline	Actual Timeline (Paste Settlement Report End time directly from CSB)
01/03/2025	Initial	07/03/2025 12:00	06/03/2025 16:54
02/03/2025	Initial	07/03/2025 12:00	07/03/2025 11:32
03/03/2025	Initial	10/03/2025 12:00	10/03/2025 11:22
04/03/2025	Initial	11/03/2025 12:00	11/03/2025 11:16
05/03/2025	Initial	12/03/2025 12:00	12/03/2025 11:16
06/03/2025	Initial	13/03/2025 12:00	13/03/2025 11:43
07/03/2025	Initial	14/03/2025 12:00	13/03/2025 15:12
08/03/2025	Initial	14/03/2025 12:00	13/03/2025 15:31
09/03/2025	Initial	14/03/2025 12:00	14/03/2025 11:17
10/03/2025	Initial	18/03/2025 12:00	18/03/2025 11:20
11/03/2025	Initial	18/03/2025 12:00	18/03/2025 11:39
12/03/2025	Initial	19/03/2025 12:00	19/03/2025 11:17
13/03/2025	Initial	20/03/2025 12:00	20/03/2025 11:16
14/03/2025	Initial	21/03/2025 12:00	21/03/2025 09:51
15/03/2025	Initial	21/03/2025 12:00	21/03/2025 10:16
16/03/2025	Initial	21/03/2025 12:00	21/03/2025 11:21
17/03/2025	Initial	24/03/2025 12:00	24/03/2025 11:18
18/03/2025	Initial	25/03/2025 12:00	25/03/2025 11:17
19/03/2025	Initial	26/03/2025 12:00	26/03/2025 10:17
20/03/2025	Initial	27/03/2025 12:00	27/03/2025 11:19
21/03/2025	Initial	28/03/2025 12:00	27/03/2025 15:03
22/03/2025	Initial	28/03/2025 12:00	27/03/2025 16:20
23/03/2025	Initial	28/03/2025 12:00	28/03/2025 11:18
24/03/2025	Initial	31/03/2025 12:00	31/03/2025 11:17
25/03/2025	Initial	01/04/2025 12:00	01/04/2025 11:16
26/03/2025	Initial	02/04/2025 12:00	02/04/2025 11:21
27/03/2025	Initial	03/04/2025 12:00	03/04/2025 11:15
28/03/2025	Initial	04/04/2025 12:00	03/04/2025 16:47
29/03/2025	Initial	04/04/2025 12:00	03/04/2025 17:09
30/03/2025	Initial	04/04/2025 12:00	04/04/2025 11:16
31/03/2025	Initial	07/04/2025 12:00	07/04/2025 11:18

**Table 34 – Initial Settlement Publication times March 2025**



### 13 Appendix D: List of Queries by Type

Date Sent	Due Date	Query Ref No.	Charge Component
02/01/2025	29/01/2025	#21963	CDISCOUNT
06/01/2025	31/01/2025	#21983	CCP
20/01/2025	17/02/2025	#22113	CIMB
20/01/2025	17/02/2025	#22115	CIMB
19/02/2025	19/03/2025	#22334	CDISCOUNT
05/03/2025	02/04/2025	#22488	CDISCOUNT
06/03/2025	03/04/2025	#22510	CIMB
18/03/2025	14/04/2025	#22588	CFC

Table 35 – Not Upheld Queries: January – March 2025

Date Sent	Due Date	Query Ref No.	Charge Component
14/03/2025	28/04/2025	#22568	CUNIMB
21/03/2025	17/04/2025	#22618	CDISCOUNT
21/03/2025	17/04/2025	#22620	CDISCOUNT
25/03/2025	22/04/2025	#22650	CIMB
26/03/2025	23/04/2025	#22663	CDISCOUNT
26/03/2025	23/04/2025	#22665	CFC
31/03/2025	28/04/2025	#22691	CIMB
31/03/2025	28/04/2025	#22701	CIMB

Table 36 – Under review Queries: January – March 2025

Date Sent	Due Date	Query Ref No.	Charge Component
14/01/2025	25/02/2025	#22072	CDISCOUNT
16/01/2025	13/02/2025	#22096	CIMB
17/01/2025	14/02/2025	#22104	CCP
22/01/2025	19/02/2025	#22130	CIMB
22/01/2025	19/02/2025	206	CCP
24/01/2025	07/03/2025	#22151	CIMB
29/01/2025	26/02/2025	#22176	CIMB
29/01/2025	12/03/2025	#22175	CIMB
29/01/2025	26/02/2025	#22177	CIMB
12/02/2025	11/03/2025	#22283	CDISCOUNT
13/02/2025	12/03/2025	#22291	CIMB
19/02/2025	19/03/2025	#22332	CCURL
21/02/2025	21/03/2025	#22362	CDISCOUNT
21/02/2025	21/03/2025	#22364	CDISCOUNT
21/02/2025	21/03/2025	#22363	CDISCOUNT
21/02/2025	21/03/2025	#22365	CDISCOUNT
21/02/2025	21/03/2025	#22366	CDISCOUNT
21/02/2025	21/03/2025	#22367	CIMB
21/02/2025	21/03/2025	#22368	CDISCOUNT
21/02/2025	21/03/2025	#22369	CDISCOUNT
21/02/2025	21/03/2025	#22370	CDISCOUNT
21/02/2025	21/03/2025	#22371	CDISCOUNT
21/02/2025	21/03/2025	#22372	CDISCOUNT
21/02/2025	21/03/2025	#22373	CDISCOUNT
21/02/2025	21/03/2025	#22374	CDISCOUNT
21/02/2025	21/03/2025	#22375	CDISCOUNT
21/02/2025	21/03/2025	#22376	CDISCOUNT
24/02/2025	24/03/2025	#22383	CDISCOUNT
24/02/2025	24/03/2025	#22386	CDISCOUNT
24/02/2025	24/03/2025	#22384	CIMB
25/02/2025	08/04/2025	#22395	CUNIMB
26/02/2025	26/03/2025	#22409	CIMB
26/02/2025	26/03/2025	#22417	CIMB
26/02/2025	26/03/2025	#22418	CDIFFCNP
05/03/2025	02/04/2025	#22493	CIMB
18/03/2025	14/04/2025	#22591	CCP
18/03/2025	14/04/2025	#22595	CFC
20/03/2025	16/04/2025	#22616	CIMB

Table 37 - Upheld Queries: January – March 2025