

# Market Operator's Quarterly Performance Report

April - June 2025



## Contents

Executive Summary.....	2
1   Joining and Terminating Parties and Units .....	5
1.1 Balancing Market .....	5
1.2 Termination of Participants .....	6
1.3 Suspension of Participants.....	6
2   Trading and Settlement Code Breaches .....	7
3   Balancing Market Settlements.....	8
3.1 Indicative and Initial Settlement Runs (includes daily BALIMB, MO and CRM) .....	8
3.2 Settlement Documents .....	10
3.3 M+4, M+13 and Ad-hoc Resettlement .....	11
3.4 Credit Reports Publications .....	11
4   Financial Statistics .....	12
4.1 Cash Flow positions for Balancing Market, Capacity Market and Market Operator Charges.....	12
4.2 Financial Changes between Initial Settlement and Subsequent Reruns .....	14
5   Query Management.....	17
5.1 General Queries .....	17
5.2   Settlement Queries .....	18
5.3   Disputes .....	18
6   Imbalance Price.....	19
6.1   Imbalance Price.....	19
6.2   Exchange Rate.....	23
6.3   Imbalance Price Generation and Backup Price.....	24
7.   Modifications .....	26
7.1 Balancing Market – Trading & Settlement Code Modification Management.....	26
7.2   Balancing Market – Modifications Process Development.....	27
8   SEMO KPI Quarterly Update – Storage Technology Facilitation.....	28
9   Central Systems.....	29
9.1 System Releases.....	29
9.2 System Availability .....	29
9.3 Known Issues Report.....	30

9.4	Limited Communication Failure (LCF), General Communication Failure (GCF) and General System Failure (GSF).....	30
10	Appendix A: Trading and Settlement Code Breaches .....	31
11	Appendix B: Historical Settlement Information.....	33
12	Appendix C: Settlement Publication Timings.....	35
13	Appendix D: List of Queries by Type .....	41

## Executive Summary

On 1 October 2018, the revised Single Electricity Market (SEM) went live and is now the enduring operational electricity market in Ireland and Northern Ireland.

This Single Electricity Market Operator's (SEMO) performance report covers the months of April, May and June 2025 of operation and is published in accordance with section B.16.2 of the Trading and Settlement Code and the SEM Committee decision paper issued for the Legacy SEM market.

During this period:

- 3 new Parties joined the market; 2 units De-Registered and 6 new Units registered in the market.
- 13 out of 13 Settlement Documents issued on time.
- There were 5 late publications of Indicative, and 0 late publications of Initial Settlement runs as per the Trading and Settlement Code timelines.
- There were 9 payment defaults by 7 Participants as per the Trading and Settlement code timelines.
- There were 0 Credit defaults by 0 Participant as per the Trading and Settlement code timelines.
- Trading and Settlement Code Modifications Committee Meetings 128 and 129 were held.
- There was no RA Decisions received relating to Modification Proposals.
- 497 general queries were received, and 508 general queries were resolved, with 18 in progress as of 30<sup>th</sup> of June 2025.

SEMO welcomes all comments on the contents of this report. Comments should be sent preferably in email format to [info@sem-o.com](mailto:info@sem-o.com). The intention is for SEMO and the Regulatory Authorities to consult on the framework for reporting based on comments and feedback received and to implement any revisions where necessary.

## 1 Joining and Terminating Parties and Units

### 1.1 Balancing Market

3 new Parties became effective in the Market between 01 April 2025 to 30 June 2025:

Party Name	Party ID	Effective date
Alentra Energy Limited	PY_034228	14/05/2025
XMR Energy Limited	PY_034231	25/06/2025
Liffey Energy	PY_034227	02/04/2025

**Table 1 – Parties who joined the market: April - June 2025**

2 units De-Registered from the Market between 01 April 2025 to 30 June 2025:

Party Name	Party ID	Participant ID	Unit ID	Effective date
SSE Airtricity Limited	PY_000021	PT_400021	GU_404990	09/04/2025
Statkraft Markets GmbH	PY_034046	PT_402540	GU_406710	14/05/2025

**Table 2 – De-Registrations: April - June 2025**

6 new Units went effective in the Market between 01 April 2025 to 30 June 2025:

Party Name	Party ID	Participant ID	Unit ID	Effective Date
Bord Gais Energy Limited	PY_000027	PT_400028	GU_407690	18/06/2025
Microsoft Ireland Energy Limited	PY_000176	PT_400220	GU_406710	14/05/2025
Statkraft Markets GmbH	PY_034046	PT_402540	GU_404990	09/04/2025
Liffey Energy	PY_034227	PT_402667	SU_400408	02/04/2025
Alentra Energy Limited	PY_034228	PT_402668	AU_400170	14/05/2025
XMR Energy Limited	PY_034231	PT_402669	GU_407660	25/06/2025

**Table 3 – Registrations: April - June 2025**

## **1.2 Termination of Participants**

There were no terminating parties between 01 April 2025 to 30 June 2025.

## **1.3 Suspension of Participants**

There were no participants suspended between 01 April 2025 to 30 June 2025.

## 2 Trading and Settlement Code Breaches

Breaches of the Trading and Settlement Code were noted in the following areas:

April 2025 Trading and Settlement Code Breaches			
Area		Major	Minor
Data Providers		-	4
Market Participants	Clearing	2	-
	Credit Risk Management	-	-
Market Operator	Balancing Market Settlement	-	2
	Clearing	-	-
	Credit Risk Management	-	2
	Other		
<b>Total</b>		<b>2</b>	<b>8</b>
May 2025 Trading and Settlement Code Breaches			
Data Providers		-	-
Market Participants	Clearing	3	-
	Credit Risk Management	-	-
Market Operator	Balancing Market Settlement	-	1
	Clearing	-	-
	Credit Risk Management	-	-
	Other		
<b>Total</b>		<b>3</b>	<b>1</b>
June 2025 Trading and Settlement Code Breaches			
Data Providers		-	1
Market Participants	Clearing	4	-
	Credit Risk Management	-	-
Market Operator	Balancing Market Settlement	-	2
	Clearing	-	-
	Credit Risk Management	-	1
	Other		
<b>Total</b>		<b>4</b>	<b>4</b>

**Table 4 – Trading and Settlement Code Breaches: April – June 2025**

Further details of each of the Trading and Settlement Code breaches noted above are set out in **Appendix A**.

Key:

- Major Breach - late publishing of settlement documents, default notices issued for non-payment or similar.
- Minor Breach - deadlines not met, but no financial implication to Participants. This includes late posting of settlement runs.

### 3 Balancing Market Settlements

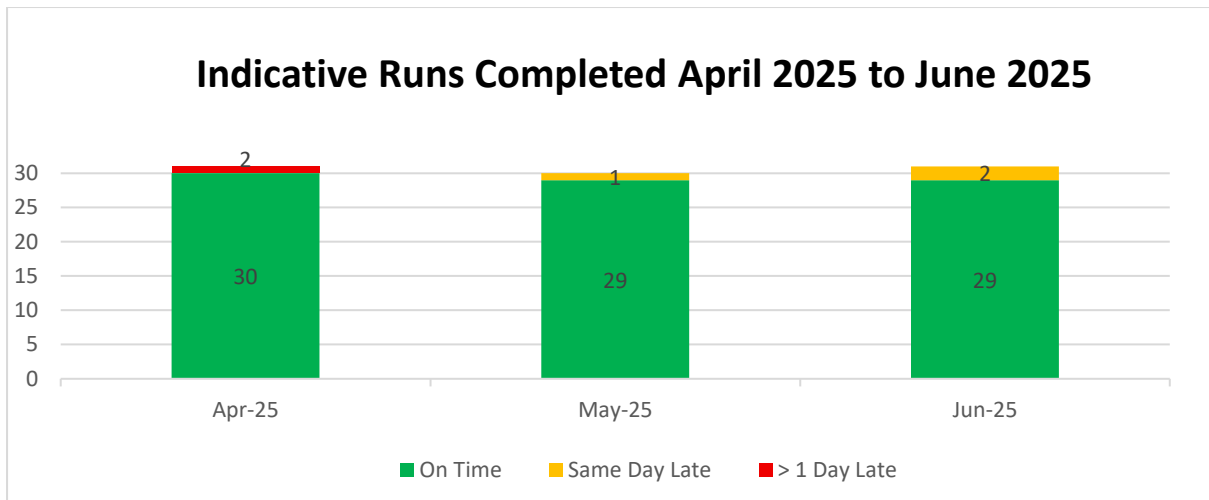
#### 3.1 Indicative and Initial Settlement Runs (includes daily BALIMB, MO and CRM)

The following series of tables and graphs represent the publications of Indicative and Initial Settlement runs. Every working day SEMO is obliged to issue Indicative and Initial settlement run statements.

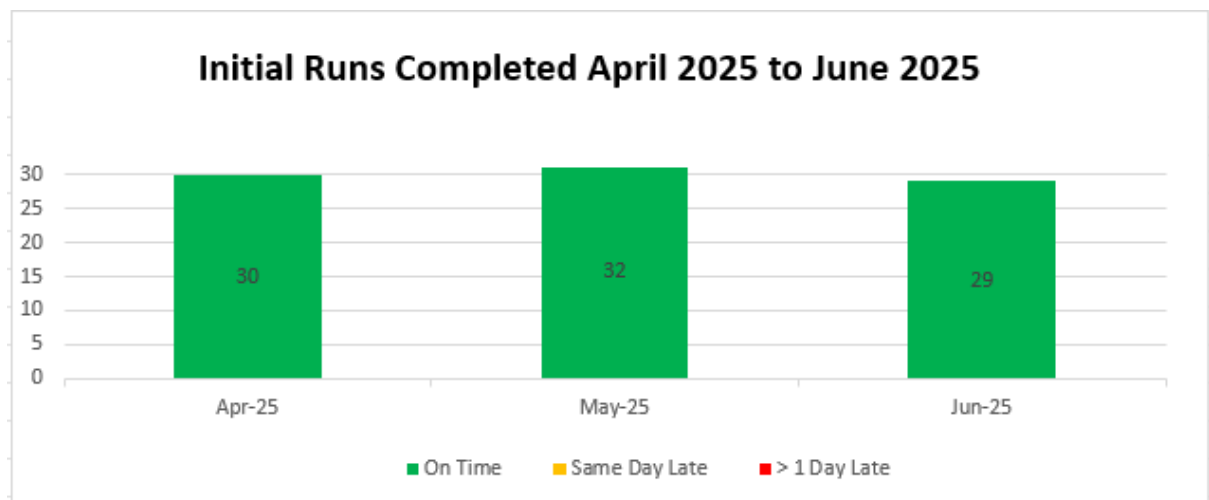
Settlement Runs completed April 01/04/2025 – 30/04/2025		
	Indicative	Initial
On Time	30	30
Same Day Late	0	0
> 1 Day Late	2	0
<b>Total runs</b>	<b>32</b>	<b>30</b>
Settlement Runs completed May 01/05/2025 – 31/05/2025		
On Time	29	32
Same Day Late	1	0
> 1 Day Late	0	0
<b>Total runs</b>	<b>30</b>	<b>32</b>
Settlement Runs completed June 01/06/2025 – 30/06/2025		
On Time	29	29
Same Day Late	2	0
> 1 Day Late	0	0
<b>Total runs</b>	<b>31</b>	<b>29</b>

Table 5 - Settlement Runs Completed: April – June 2025

For Historical information please see **Appendix B** – Historical Settlement Information.



**Figure 1 - Indicative Settlement Runs Completed**



**Figure 2 - Initial Settlement Runs Completed**

Further details on publication times can be found in **Appendix C**.

### 3.2 Settlement Documents

The following table represents the publications of Initial Settlement Documents. SEMO is obliged to issue initial Settlement Documents 5 working days after the last day of the billing period.

Settlement Documents Completed			
	April 2025 No. of Weeks	May 2025 No. of Weeks	June 2025 No. of Weeks
On Time	4	4	5
Same Day Late	0	0	0
>1 Day Late	0	0	0
<b>Total Runs</b>	<b>4</b>	<b>4</b>	<b>5</b>

Table 6 - Settlement Documents completed: April – June 2025

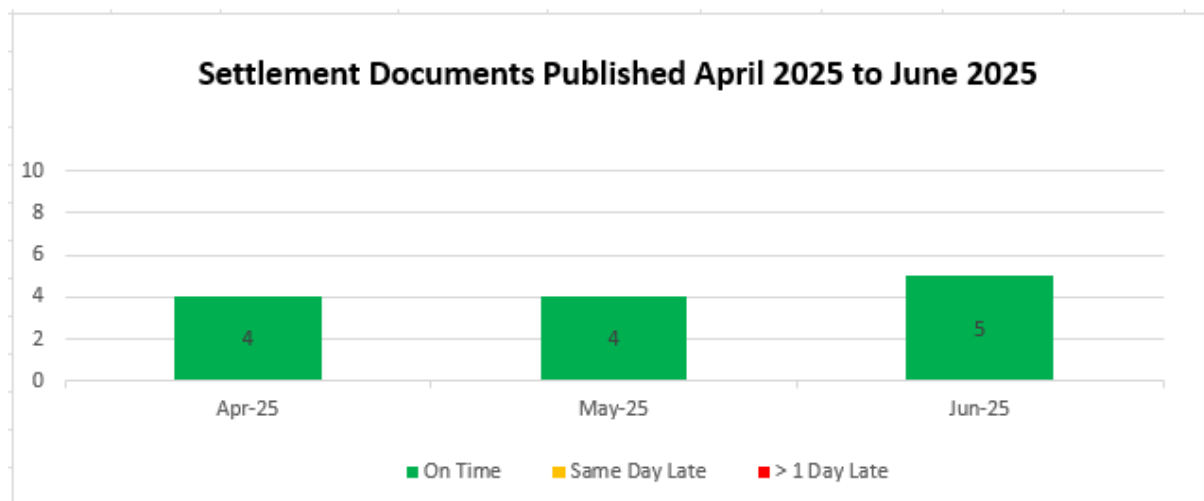


Figure 3 – Settlement Document Publications Completed

### 3.3 M+4, M+13 and Ad-hoc Resettlement

The following tables represent the publications of Resettlement runs for the months of April, May and June 2025.

Resettlement Runs for Operational Dates April 01/04/2025 – 30/04/2025			
Resettlement Run	Number Billing Periods Resettled	Resettlement Period Start Date	Resettlement Period End Date
M+4	4	01/12/2024	28/12/2024
M+13	4	03/03/2023	30/03/2024
Ad-Hoc	1	14/07/2024	20/07/2024
Resettlement Runs for Operational Dates May 01/05/2025 – 31/05/2025			
M+4	5	29/12/2024	01/02/2025
M+13	5	31/03/2024	04/05/2024
Ad-Hoc	2	02/03/2025 09/03/2025	08/03/2025 15/03/2025
Resettlement Runs for Operational Dates June 01/06/2025 – 30/06/2025			
M+4	4	02/02/2025	01/03/2025
M+13	4	05/05/2024	01/06/2024
Ad-Hoc	1	21/07/2024	27/07/2024

Table 7 – Resettlement Runs for Operational Periods: April – June 2025

### 3.4 Credit Reports Publications

**April 2025:** 50 Credit reports published on time, out of an expected 52 Credit reports.

**May 2025:** 54 Credit reports published on time, out of the expected 54 Credit reports.

**June 2025:** 48 Credit reports published on time, out of an expected 49 Credit reports.

Credit Report Summary			
	April 2025	May 2025	June 2025
Published	50	54	48
Delayed	2	-	1
Not Published	-	-	-

Table 8 – Credit Report Summary: April – June 2025

## 4 Financial Statistics

### 4.1 Cash Flow positions for Balancing Market, Capacity Market and Market Operator Charges

The Balancing Market reflects actions taken by the TSOs to keep the system balanced, for example, for differences between the market schedule and actual system demand. It determines the imbalance settlement price for settlement of these balancing actions. This includes any uninstructed deviations from a participant's notified ex-ante position.

- Positive values indicate Payments were greater than Charges
- Negative values indicate Charges were greater than Payments
- All figures are in Euro

All data displayed in this section displays Initial data from 01 April 2025 to 30 June 2025:

Balancing Market Cash Flow Position				
Component	April	May	June	Total
CDISCOUNT	12,939,994	13,812,147	21,891,849	48,643,990
CPREMIUM	12,844,519	14,524,282	14,340,541	41,709,342
CFC	4,093,143	1,951,397	5,198,476	11,243,015
CREV	2,324,877	2,255,065	2,009,291	6,589,233
CSOCDIFFP	830,720	834,649	778,802	2,444,171
CABBPO	15,723	110,924	63,918	190,565
CDIFFCWD	-928	-534	-1,026	-2,489
CAOOPO	154,832	-92,312	-144,753	-82,233
CCA	-47,748	-48,038	-44,826	-140,612
CTEST	-145,646	-31,453	-28,461	-205,560
CCURL	-1,259,174	-40,561	-257,333	-1,557,068
CUNIMB	-1,125,979	-1,267,566	-719,190	-3,112,735
CIMB	-6,334,773	-13,232,037	-2,793,649	-22,360,460
CIMP	-46,609,415	-46,917,539	-43,804,216	-137,331,171
<b>Grand Total</b>	<b>-22,319,857</b>	<b>-28,141,578</b>	<b>-3,510,577</b>	<b>-53,972,012</b>

Table 9 - Balancing Market Cash Flow Position: April – June 2025

The Capacity Market is designed to help ensure that the generation capacity in Ireland and Northern Ireland (including Storage, Demand Side Units and Interconnector capacity) is sufficient to meet demand and that the regulatory approved generation adequacy standard is satisfied.

Capacity Market Cash Flow Position				
Component	April	May	June	Total
CCP	43,489,482	44,972,781	44,004,345	132,466,607
CCC	-48,865,896	-49,096,991	-45,811,896	-143,774,782
<b>Total</b>	<b>-5,376,413</b>	<b>-4,124,210</b>	<b>-1,807,551</b>	<b>-11,308,174</b>

Table 10 - Capacity Market Cash Flow Position: April – June 2025

Market Operator charges are used to recover the costs of administering the market:

Market Operator Charges				
Component	April	May	June	Total
CMOAV	-2,549	-2,550	-2,550	-7,649
CMOAU	-108,512	-108,512	-108,576	-325,600
CVMO	-2,044,914	-2,058,651	-1,922,001	-6,025,566
<b>Total</b>	<b>-2,155,975</b>	<b>-2,169,713</b>	<b>-2,033,127</b>	<b>-6,358,815</b>

Table 11 - Market Operator Charges: April – June 2025

## 4.2 Financial Changes between Initial Settlement and Subsequent Reruns

Please see the tables below outlining which weeks were processed via resettlement in this quarter.

M+4 BALIMB Resettlement processing		
Operational Month	Billing week start	Billing week end
April	01/12/2024	07/12/2024
April	08/12/2024	14/12/2024
April	15/12/2024	21/12/2024
April	22/12/2024	28/12/2024
May	29/12/2024	04/01/2025
May	05/01/2025	11/01/2025
May	12/01/2025	18/01/2025
May	19/01/2025	25/01/2025
June	26/01/2025	01/02/2025
June	02/02/2025	08/02/2025
June	09/02/2025	15/02/2025
June	16/02/2025	22/02/2025
June	23/02/2025	01/03/2025

Table 12 – M+4 settlement weeks processed: April – June 2025

M+13 BALIMB Resettlement processing		
Operational Month	Billing week start	Billing week end
April	03/03/2024	09/03/2024
April	10/03/2024	16/03/2024
April	17/03/2024	23/03/2024
April	24/03/2024	30/03/2024
May	31/03/2024	06/04/2024
May	07/04/2024	13/04/2024
May	14/04/2024	20/04/2024
May	21/04/2024	27/04/2024
June	28/04/2024	04/05/2024
June	05/05/2024	11/05/2024
June	12/05/2024	18/05/2024
June	19/05/2024	25/05/2024
June	26/05/2024	01/06/2024

Table 13 – M+13 settlement weeks processed: April – June 2025

Adhoc BALIMB Resettlement processing		
Operational Month	Billing weeks start	Billing weekend
April	14/07/2024	20/07/2024
June	21/07/2024	27/07/2024
May	02/03/2025	08/03/2025
May	09/03/2025	15/03/2025

**Table 14 – Ad hoc settlement weeks processed: April – June 2025**

The tables below display the differences between the previous settlement run and the most recent resettlement run (either M+4, M+13 or Adhoc). The differences are then rolled up to the component charge level and combined for both M+4, M+13 and Ad hoc.

Balancing Market Resettlement				
Component	April	May	June	Grand Total
CIMB	4,091,258	-771,563	-1,586,751	1,732,943
CDISCOUNT	617	323,728	1,007,765	1,332,109
CUNIMB	52,587	319,558	331,425	703,569
CIMP	448,316	144,972	-68,879	524,408
CFC	38,176	32,290	100,421	170,887
CREV	-11,054	55,810	44,896	89,651
CPREMIUM	3,450	4,991	21,035	29,476
CDIFFCNP	14,234	0	0	14,234
CSOCDIFFP	0	10,333	-407	9,926
CCA	728	583	110	1,421
CDIFFCWD	452	118	-5	564
CREIMDIFFP	0	0	0	0
CSHORTDIFFP	0	0	0	0
CDIFFCDA	0	0	0	0
CDIFFPDA	0	0	0	0
CDIFFPID	0	0	0	0
CTEST	0	0	0	0
CEADSUIDT	0	0	0	0
CEADSUIMB	0	0	0	0
CEADSUDA	0	0	0	0
CABBPO	0	-4	-6	-10
CAOOPO	127	379	-743	-237
CDIFFPIMB	-5,979	0	0	-5,979
CCURL	-4,493	-103,026	-11,802	-119,320
<b>Grand Total</b>	<b>4,628,418</b>	<b>18,168</b>	<b>-162,944</b>	<b>4,483,642</b>

**Table 15 - Balancing Market Resettlement: April – June 2025**

Capacity Market Resettlement				
Component	April	May	June	Grand Total
CCC	-	-549,833	140,517	-409,316
CCP	-	62,901	665,844	728,745
<b>Grand Total</b>	<b>-</b>	<b>-486,932</b>	<b>806,361</b>	<b>319,429</b>

Table 16 - Capacity Market Resettlement: April – June 2025

Market Operator Charges Resettlement				
Component	April	May	June	Grand Total
CVMO	4,416	-26,192	-1,530	-23,306
<b>Grand Total</b>	<b>4,416</b>	<b>-26,192</b>	<b>-1,530</b>	<b>-23,306</b>

Table 17 - Market Operator Charges Resettlement: April – June 2025

Financial Statistics Disclaimer: the above information represents settlement data aggregated during the month in assessment, which may be different to the accounting data audited post settlement period. All values are in euro.

## 5 Query Management

### 5.1 General Queries

The statistics presented in Table 18 - General Queries cover the months of April, May, and June 2025.

General Queries	April 2025	May 2025	June 2025
Received	152	172	173
Open	16	21	18
Resolved	166	166	176
Average Resolution Time	3.8 working days	3.3 working days	3.2 working days

**Table 18 – General Queries: April – June 2025**

#### Definitions

- Open refers to queries raised but not resolved within each month.
- Resolved refers to queries resolved within each month, and includes queries raised before this time.
- Resolution Time (Working Days) refers to the average time to resolve queries in working days for this category within each month.

## 5.2 Settlement Queries

Table 19 displays the Formal Settlement Queries raised between the months from April to June 2025.

Formal Queries	April	May	June
Raised	4	11	26

Table 19 – Formal Settlement Queries: April – June 2025

- **April 2025:** 3 have been upheld and 1 was not upheld.
- **May 2025:** 7 have been upheld, 2 were not upheld and 2 were rejected.
- **June 2025:** 10 have been upheld, 3 were not upheld, 1 was rejected and 12 are under review.

Upheld Formal Queries	April	May	June	Total
CIMB	1	2	6	9
CDISCOUNT	1	2	3	6
CUNIMB	1	2	0	3
FMOC	0	0	1	1
CCP	0	1	0	1
Grand Total	3	7	10	20

Table 20 – Upheld Settlement Queries by Topic: April – June 2025

Further Details on Settlement queries that have been upheld can be found in **Appendix D**.

A full list of all unresolved Settlement queries raised for the month can be found in **Appendix D**.

## 5.3 Disputes

- There was one Dispute raised between 01 April 2025 to 30 June 2025.

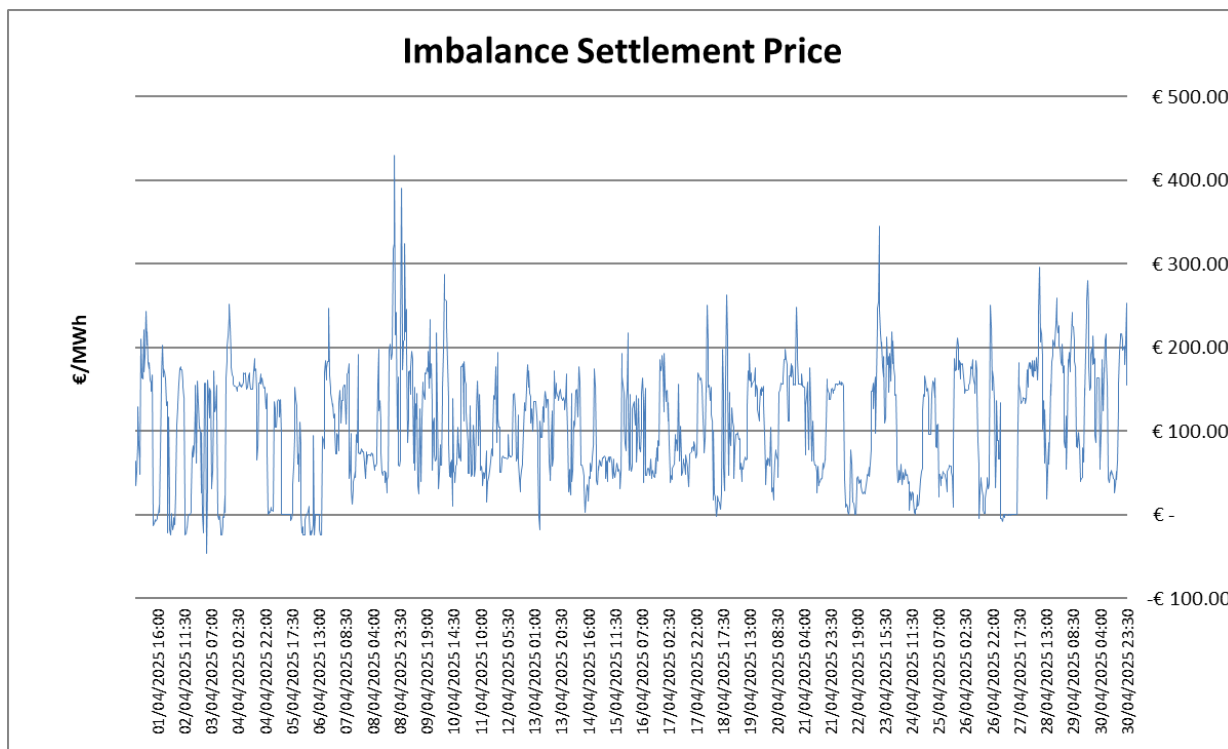
## 6 Imbalance Price

### 6.1 Imbalance Price

There are two types of Imbalance Price referred to in this section; the Imbalance Price which is the price associated with a 5 Minute Imbalance Pricing Period; and secondly, an Imbalance Settlement Price which is calculated as the average of six 5 Minute Imbalance Prices for a corresponding 30-minute Imbalance Settlement Period.

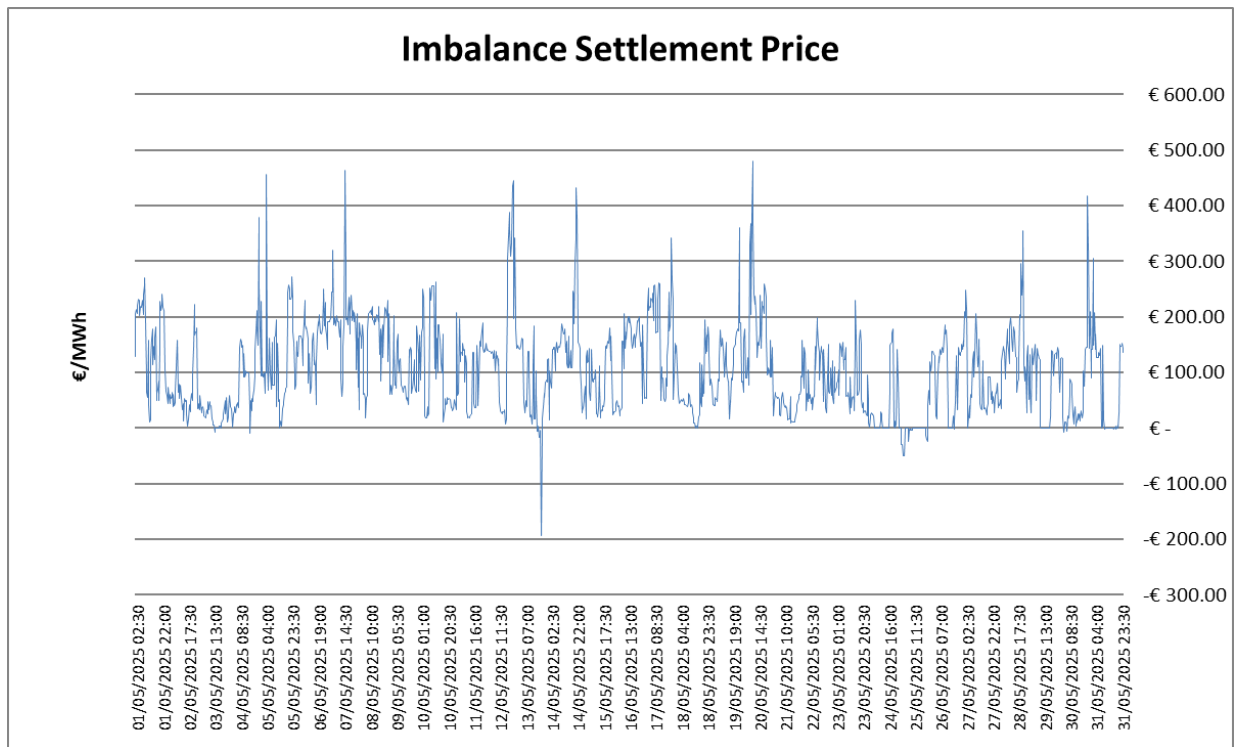
**Figures 4, 5 and 6** show the Imbalance Settlement Prices for April, May & June. All system calculated Imbalance Settlement Prices are published on this graph; both the Market Back Up Price and the 30-minute average of the Imbalance Price.

- The average Imbalance Settlement Price for April was €103.35.



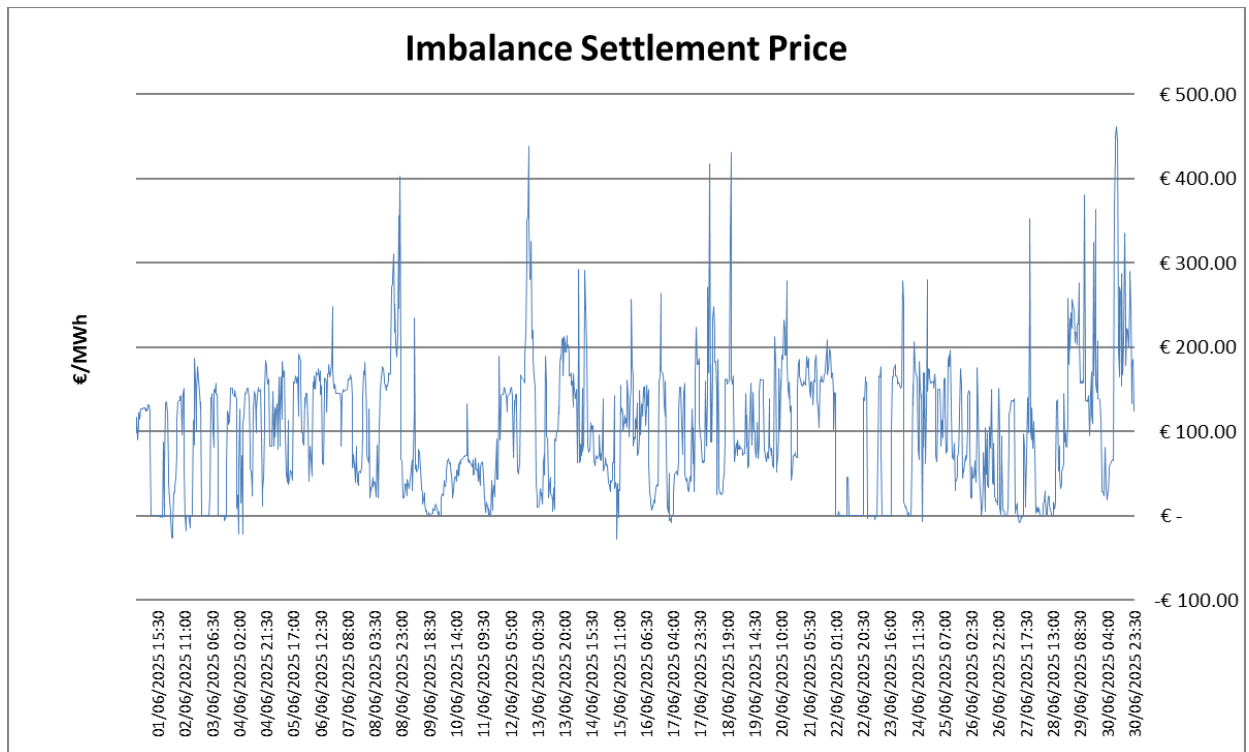
**Figure 4 – Imbalance Settlement Price April 2025**

- The average Imbalance Settlement Price for May was €103.39.



**Figure 5 – Imbalance Settlement Price May 2025**

- The average Imbalance Settlement Price for June was €99.67.



**Figure 6 – Imbalance Settlement Price June 2025**

Figures 7, 8 and 9 displays the Quantity Weighted Ex-Ante Price as a comparator to the Imbalance Settlement Price. The Quantity Weighted Ex-Ante Price is the value used by SEMO as the Market Back Up Price, should the Market Operator not be able to calculate an Imbalance Settlement Price; based on the average of the six 5 Minute Imbalance Prices for a given Imbalance Settlement Period.

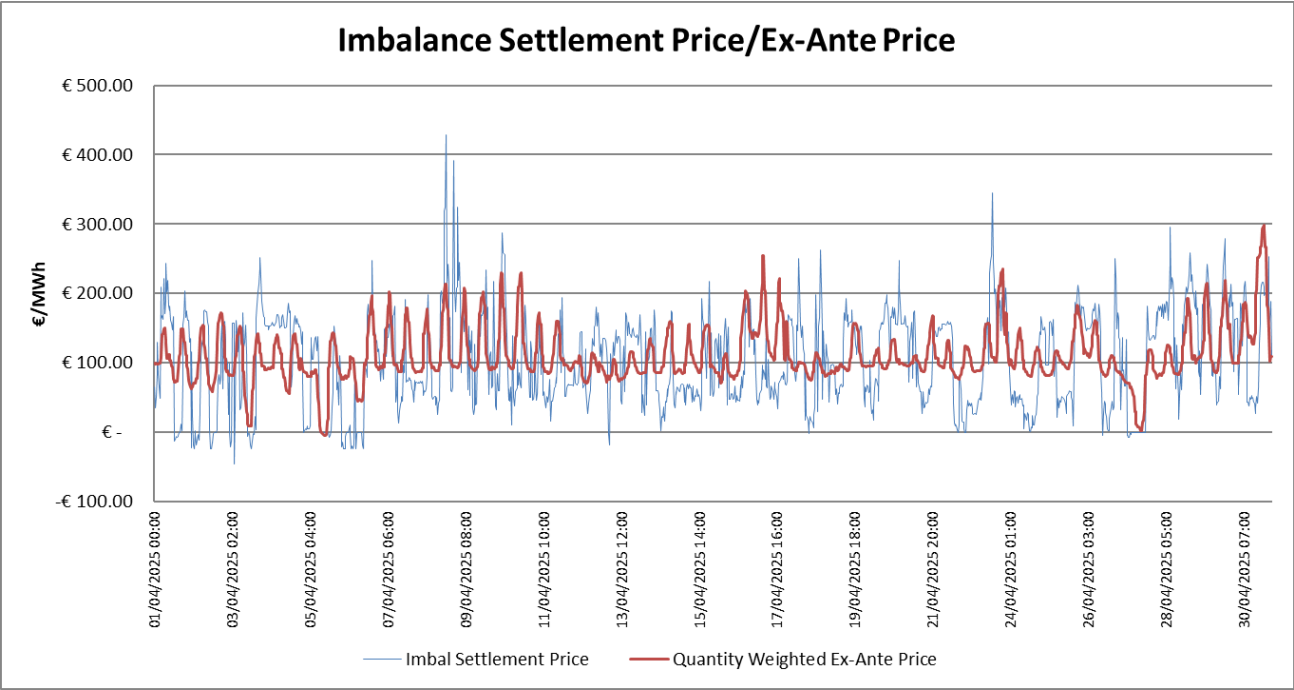


Figure 7 – Imbalance Settlement Price & Quantity Weighted Ex-Ante Price Comparison April 2025

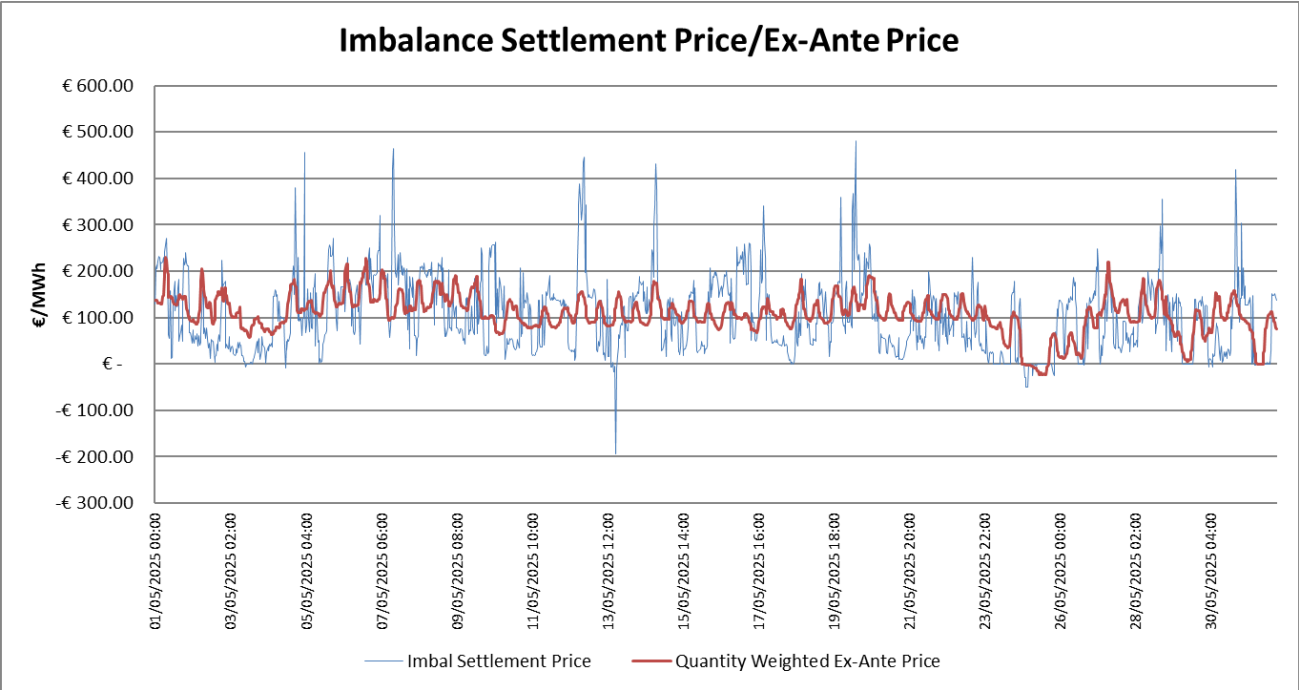
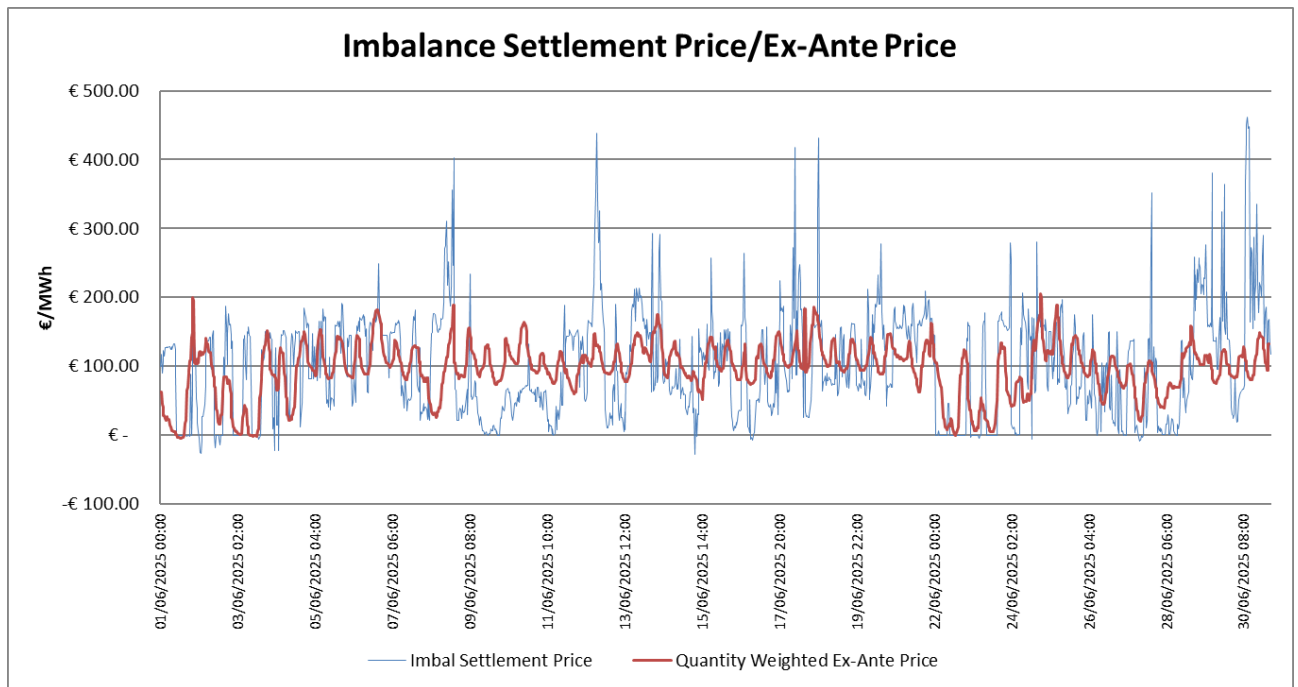
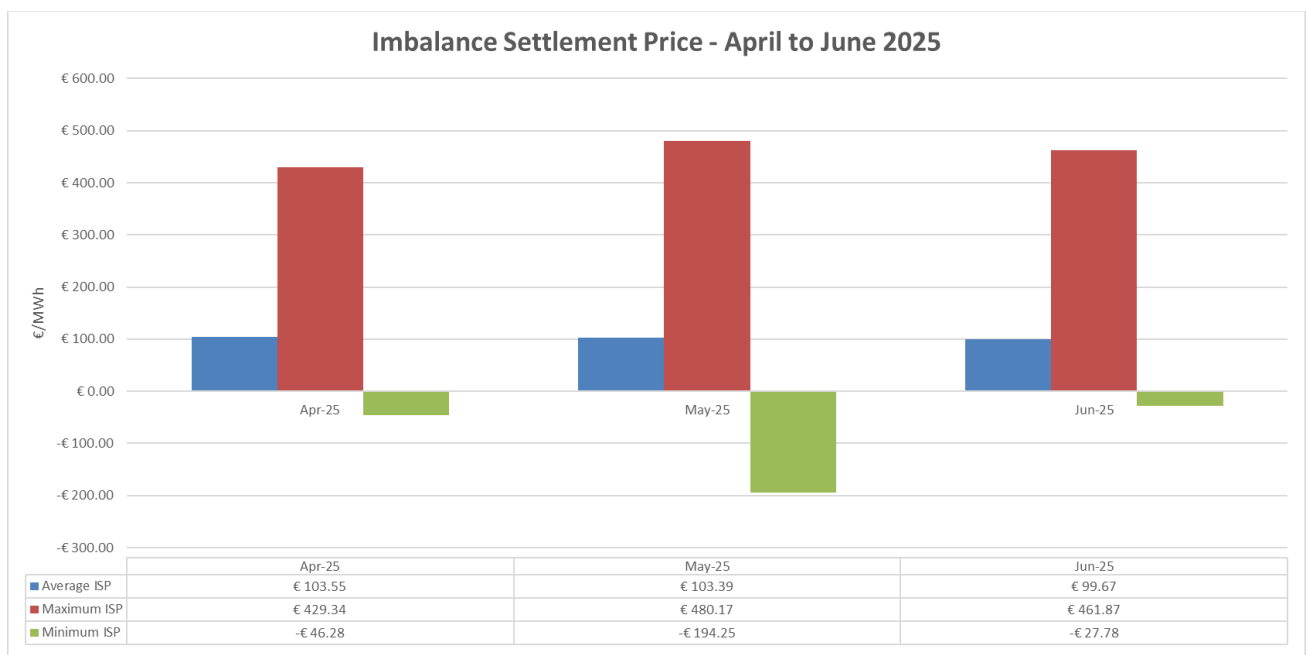


Figure 8 – Imbalance Settlement Price & Quantity Weighted Ex-Ante Price Comparison May 2025



**Figure 9 – Imbalance Settlement Price & Quantity Weighted Ex-Ante Price Comparison June 2025**

**Figure 10** below highlights the monthly Highest, Lowest and Average half-hour Imbalance Prices for the period April, May & June.



**Figure 10 – Highest, Lowest and Average Imbalance Prices April – June 2025**

## 6.2 Exchange Rate

The SEM is a dual currency market, Units based in Northern Ireland submit their Offer Data in GBP. All GBP Offer Data is converted to EUR as part of the Balancing Market price setting process. The GBP to EUR exchange rate is captured below in **Figures 11, 12 and 13**.

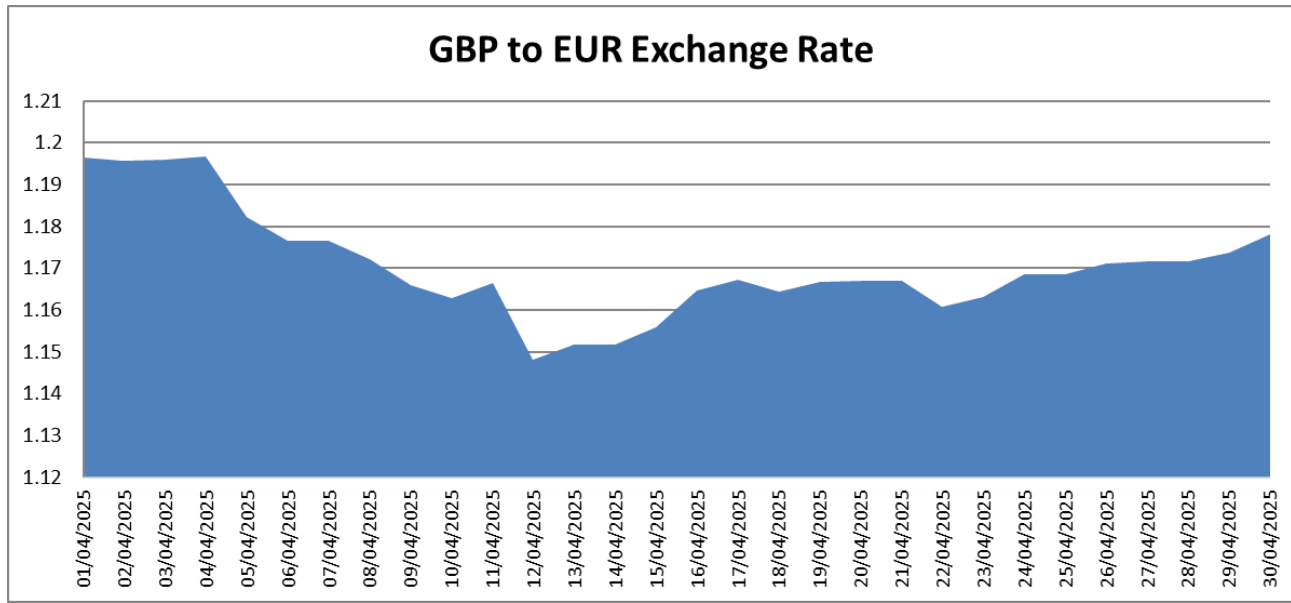


Figure 11 – GBP to EUR Exchange Rate April 2025

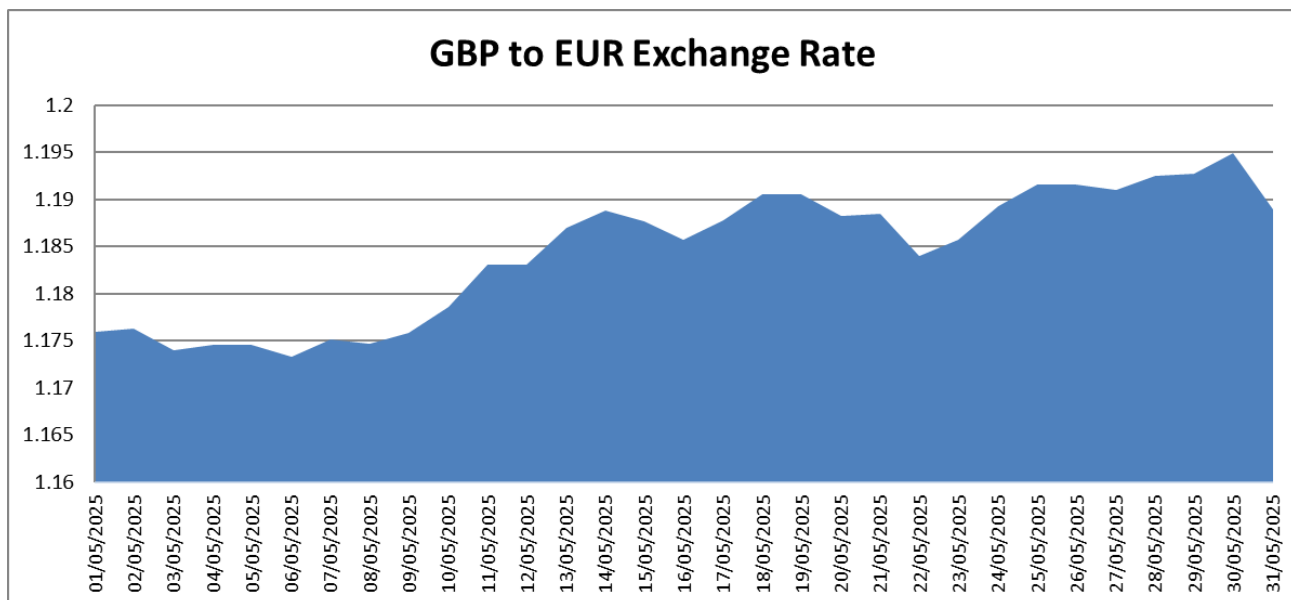


Figure 12 – GBP to EUR Exchange Rate May 2025

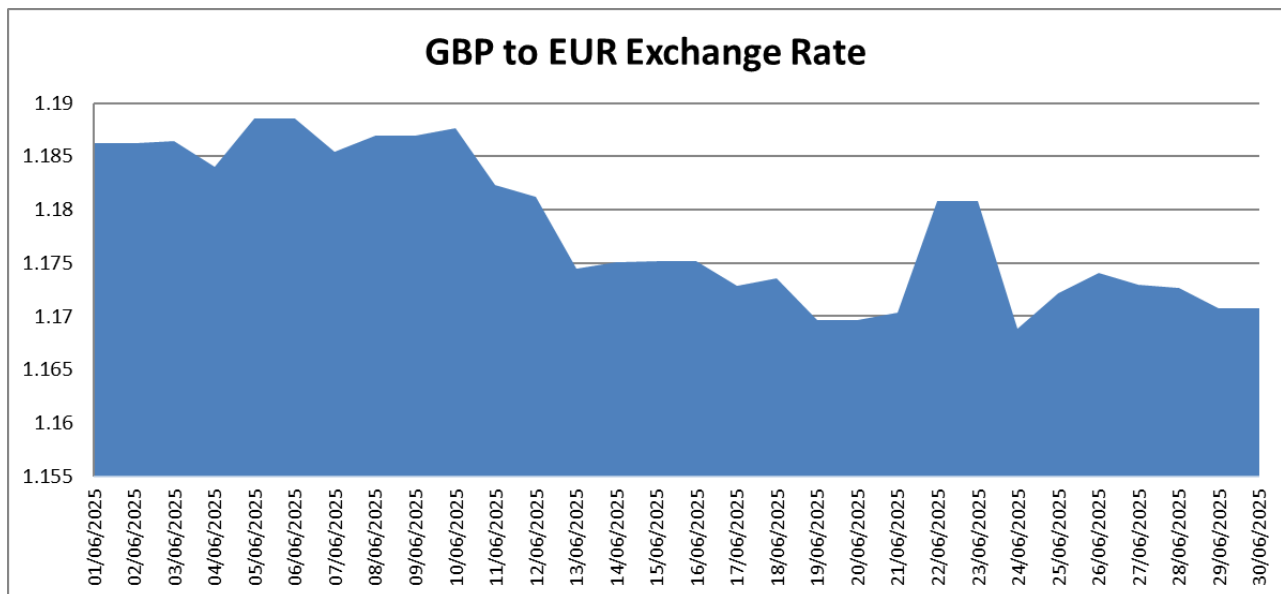


Figure 13 – GBP to EUR Exchange Rate June 2025

### 6.3 Imbalance Price Generation and Backup Price

The Imbalance Settlement Price is set as the average of the six 5-minute Imbalance Prices. If the Market Operator is unable to calculate any Imbalance Prices within a 30-minute Imbalance Settlement Period within the timeframes set out under the TSC; then the Market Back Up Price will be applied. The Imbalance Settlement Price will use the Market Back Up Price if no 5-minute Imbalance Prices have been published for that period.

- **April 2025:** 5 Market Back Up Prices applied.
- **May 2025:** 4 Market Back Up Price applied.
- **June 2025:** 7 Market Back Up Price applied.

As a result of the approved Mod\_03\_19; the Market Back Up Price is separately applied to a 5-minute Imbalance Price, where that price has not been automatically published. In this instance, the Imbalance Settlement Price will use the average of the automated Imbalance Price or the replacement Market Back Up Price.

## **Price Definitions**

### **Missed Prices**

Prices (30 Min / 5 Min) that have failed to calculate, and no price has been generated; either through the standard methodology or via the Back Up Price.

### **Back Up Prices**

In the context of this report, a Back Up Price refers to a 5-minute price where the Imbalance Price has not been published; the system reverts to the volume weighted average price across all Ex-ante and Intraday timeframes.

### **Market Back Up Prices**

If the Market Operator is unable to calculate any 5-minute Imbalance Prices within a 30 Imbalance Settlement Period; then the Market Back Up Price will be applied. The Imbalance Settlement Price will use the average of the automated Imbalance Price or the replacement 5-minute Back Up Price.

The Day Ahead Back Up Price is a final fallback price that is to be used in the event of a failure of the automated 30 Minute Market Back Up Price. Typically, this price is only used during planned System Releases/Outages and uses the Day-ahead Auction price only.

## 7. Modifications

### 7.1 Balancing Market – Trading & Settlement Code Modification Management

The tables that follow give an overview of the activity that took place between 1st April 2025 to 30<sup>th</sup> June 2025. Table 21 shows the dates and number of Modifications Committee Meetings or other industry engagements that took place over this period.

Meeting	Date	Location
Modifications Committee Meeting 128	9 <sup>th</sup> April 2025	MS Teams
Modifications Committee Meeting 129	19 <sup>th</sup> June 2025	MS Teams

**Table 21 - Balancing Market: Trading & Settlement Code Modifications Committee Meetings**

At the Modifications Committee Meeting, decisions are made regarding progressing various Modification Proposals. Table 22 gives an outline of the amount of activity that has taken place over this period.

	April 2025	May 2025	June 2025
Modification Proposal Activity	Total	Total	Total
Raised	0	0	1
Alternative Versions raised	1	0	1
Withdrawn	0	0	0
Deferred	0	0	0
Extension Granted	0	0	0
Recommended for Approval	1	0	1
Recommended for Rejection	0	0	0
Further Work Required	0	0	0
RA Decision Approved	0	0	0
RA Decision Rejected	0	0	0

**Table 22 - Modification Proposal Activity**

## **7.2 Balancing Market – Modifications Process Development**

Modification Proposals were considered at bimonthly Modifications Committee Meetings held via MS Teams where applicable (see Table 21).

Full details of all modifications progressed during the year are available in the [Balancing Market Modifications section](#) of the SEMO website.

### **Recommended for Approval**

- Mod\_01\_25 Synchronous Condensers SDP\_06
- Mod\_02\_25 SEMO Housekeeping 2025

## 8 SEMO KPI Quarterly Update – Storage Technology Facilitation

The KPI as set out in the SEMO Price Control Decision, SEM-21-073, requires SEMO to successfully implement an enduring solution for storage technology facilitation which would enable full participation in the Balancing Market including:

- Registration difficulties resolved.
- Negative PNs can be accepted and processed.

In order to ensure efficiency is maximised across both the Market Operators and System Operators, the battery storage facilitation is incorporated as part of the Scheduling and Dispatch Programme (SDP). This work is currently being progressed under initiative #2 Energy Storage Power Station (ESPS) of the SDP. There are six initiatives in scope for SDP and initiative 2 has been identified as the highest priority for delivery following industry feedback and considering TSOs & MO and consumer interests.

The latest updates are:

- Phase 3 of Tranche 1 of the program is in progress.
- Phase 3 includes system build, test and implementation, alongside operational capability development and business procedures for operations.
- Programme re-plan completed with a revised go-live date of late November for initiative #2 ESPS.
- The user acceptance test for the system changes related to ESPS is in progress and is due to be completed by late July.
- ESPS End to End test preparation is in progress with End to End testing due to commence in mid-August.
- Phase 1 of ESPS Market Participant Interface Testing has been completed. ESPS Grid Code modifications MPID318 / SPID-03-2024 and Trading & Settlement Code modification Mod\_02\_24 have been approved by CRU, UR and SEM Committee respectively

## 9 Central Systems

### 9.1 System Releases

There were no Market System Releases during the months of April – June 2025.

### 9.2 System Availability

The table below gives the system availability values for the months of April, May, and June of 2025:

	April 2025	May 2025	June 2025
System / Application	Availability %	Availability %	Availability %
Settlements (CSB)	100%	100%	100%
MI	100%	100%	100%
MA	100%	100%	100%
Reporting (reports publication in the MPI)	100%	100%	100%
Website (availability)	100%	100%	100%
Average System Availability	100%	100%	100%

Table 23 – System Availability: April – June 2025

### **9.3 Known Issues Report**

For details regarding system errors please refer to the Known Issues Report published on the [SEMO website](#).

### **9.4 Limited Communication Failure (LCF), General Communication Failure (GCF) and General System Failure (GSF)**

- There were no LCFs during the months of April – June 2025.
- There was no GCFs during the months of April – June 2025.
- There were no GSFs during the months of April – June 2025.

## 10 Appendix A: Trading and Settlement Code Breaches

### Meter Data Provider Breaches

Settlement Date	Run Type	Provider	Data Type	Delay Description	MDP Target Time	MDP Received Time
02/04/2025	D+1	SONI	ACTA	Late Submission	03/04/2025 14:00	03/04/2025 14:26
08/04/2025	D+1	EIRGRID	ACTA	Late Submission	09/04/2025 14:00	09/04/2025 14:55
17/04/2025	D+1	SONI	NPEG	Late Submission	18/04/2025 14:00	18/04/2025 14:07
29/04/2025	D+1	MRSO	NPEG	Late Submission	30/04/2025 14:00	30/04/2025 14:11
25/06/2025	D+1	EIRGRID	ACTA	Late Submission	26/06/2025 14:00	26/06/2025 15:32

**Table 24 - Meter Data Provider Breaches: April - June 2025**

### Market Participant Breaches

Apr-25							
PT name	Invoiced period	Market	Default issued due to	Default letter issued	T & SC Breach	Status	
Endeco - Wirelite Sensors Limited	WK_13_2025	BMCRM	Timing	Yes	Major	Closed	
Arden Energy Limited	WK_15_2025	BMCRM	Timing	Yes	Major	Closed	

May-25							
PT name	Invoiced period	Market	Default issued due to	Default letter issued	T & SC Breach	Status	
Next Kraftwerke GmbH	WK_19_2025	BMCRM	Timing	Yes	Major	Closed	
Endeco - Wirelite Sensors Limited	APRL_25	MO	Timing	Yes	Major	Closed	
Templederry Renewable Energy Supply Limited	WK_21_2025	BMCRM	Timing	Yes	Major	Closed	

Jun-25							
PT name	Invoiced period	Market	Default issued due to	Default letter issued	T & SC Breach	Status	
Statkraft Markets GmbH	MAY_2025	MO	Timing	Yes	Major	Closed	
Fuinneamh Gaoithe Teoranta	MAY_2025	MO	Timing	Yes	Major	Closed	
Statkraft Markets GmbH	MAY_2025	MO	Timing	Yes	Major	Closed	
Vitol SA	WK_24_2025	BMCRM	Timing	Yes	Major	Closed	

**Table 25 - Clearing Default Notices (Major): April - June 2025**

## Market Operator Breaches

Settlement Date	Run Type	Party	Issue Type	Description	Cause	Resolution	T&SC Breach	Status
23/04/2025	D+1	SEMO	Processing Issue	Issue with Instruction Profilers (IPs)	IP had to be re-run	IP issue resolved and Indicatives completed late after target date	Minor	Closed
24/04/2025	D+1	SEMO	Processing Timeline	Processing backlog	Backlog from previously delayed runs	Backlog worked through and Indicatives completed late after target date	Minor	Closed
22/05/2025	D+1	SEMO	Processing Issue	Issue with Instruction Profilers (IPs)	IP had to be re-run	IP issue resolved and Indicatives completed late on target date	Minor	Closed
11/06/2025	D+1	SEMO	Processing Timeline	System issue	Internal system outage	System issue resolved and Indicatives completed late after target date	Minor	Closed
25/06/2025	D+1	SEMO	Late Settlement Data	Late Actual Availabilities (ACTA) files	ROI ACTA files received late	ACTA data received and Indicatives completed late on target date	Minor	Closed

**Table 26 - Delays to Indicative Settlement: April - June 2025**

Ops Date Identified	PT Name	Time	Reason	Additional Comments
01/04/2025	All	9am - Published @ 10.18am	Delayed due to Internal Processing issue	Internal System issue
23/04/3035	All	3.30pm - Published @4.34pm	Outage	Delayed to Balancing Market Outage
04/06/2025	All	9am - Published @ 9.58am	Delayed due to Internal Processing issue	Internal System issue

**Table 27 – Credit Risk Management (Minor): April – June 2025**

## 11 Appendix B: Historical Settlement Information

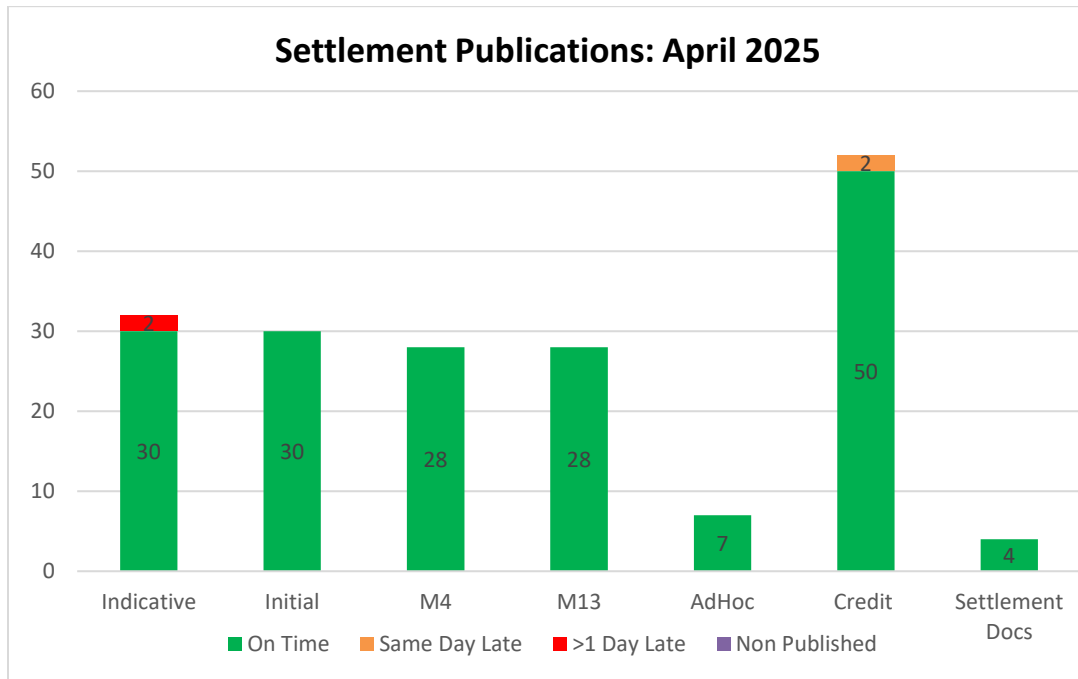


Figure 14 - Settlement Information April 2025

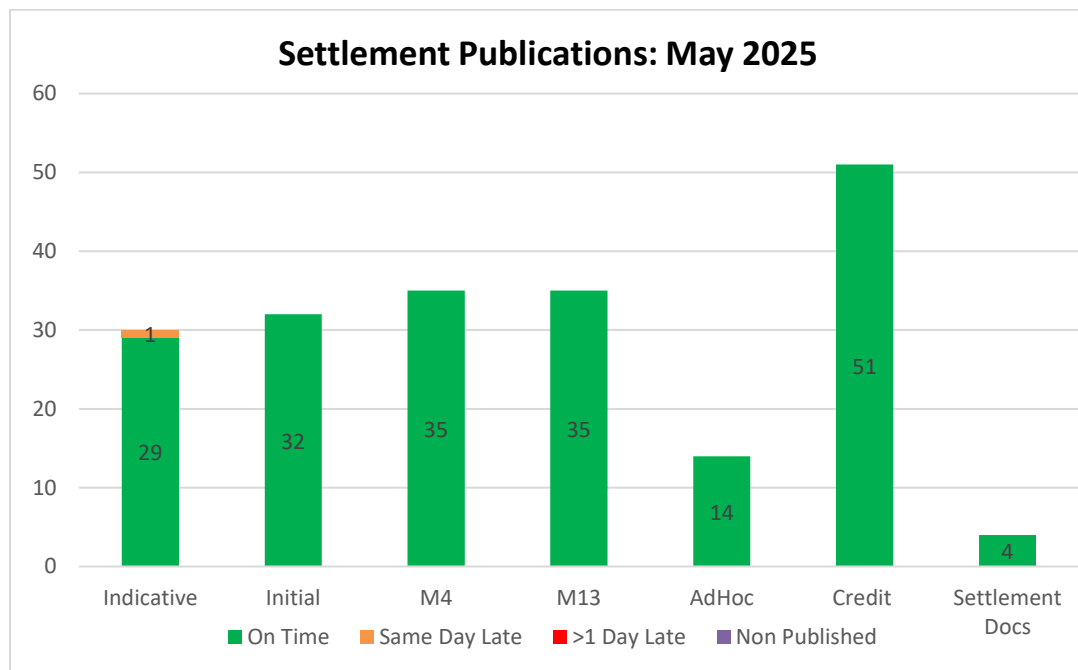
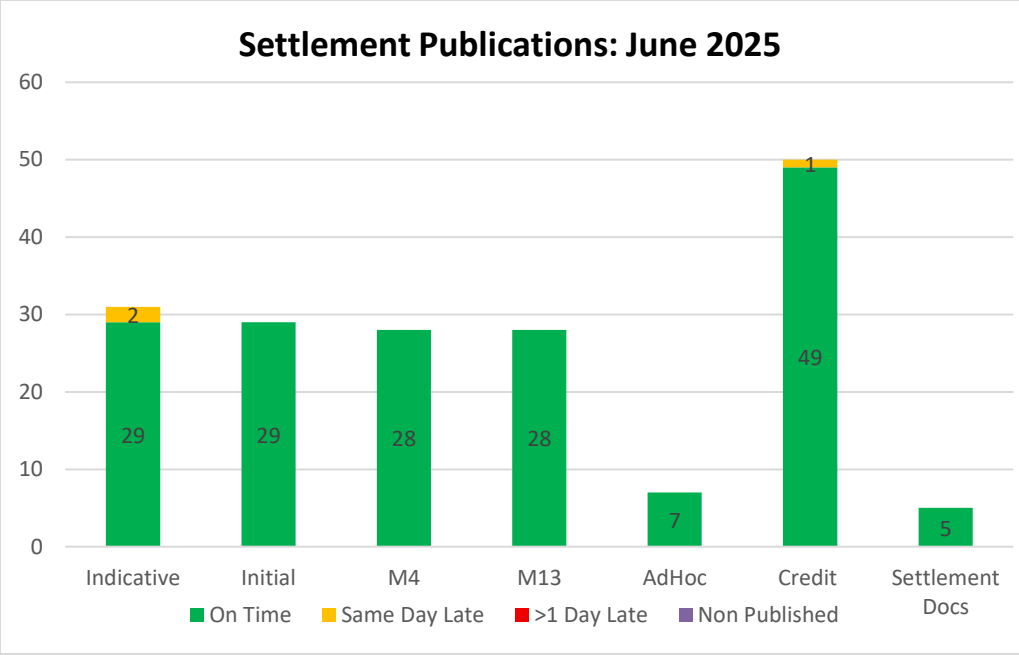


Figure 15 - Settlement Information May 2025



**Figure 16 - Settlement Information June 2025**

## 12 Appendix C: Settlement Publication Timings

### Indicative Settlement

Settlement Date	Run Type	Target Publication Timeline	Actual Timeline (Paste Settlement Report End time directly from CSB)
31/03/2025	Indicative	01/04/2025 17:00	01/04/2025 16:33
01/04/2025	Indicative	02/04/2025 17:00	02/04/2025 16:09
02/04/2025	Indicative	03/04/2025 17:00	03/04/2025 16:32
03/04/2025	Indicative	04/04/2025 17:00	04/04/2025 16:17
04/04/2025	Indicative	07/04/2025 17:00	07/04/2025 15:23
05/04/2025	Indicative	07/04/2025 17:00	07/04/2025 15:39
06/04/2025	Indicative	07/04/2025 17:00	07/04/2025 16:18
07/04/2025	Indicative	08/04/2025 17:00	08/04/2025 16:15
08/04/2025	Indicative	09/04/2025 17:00	09/04/2025 16:59
09/04/2025	Indicative	10/04/2025 17:00	10/04/2025 16:24
10/04/2025	Indicative	11/04/2025 17:00	11/04/2025 16:21
11/04/2025	Indicative	14/04/2025 17:00	14/04/2025 15:08
12/04/2025	Indicative	14/04/2025 17:00	14/04/2025 15:28
13/04/2025	Indicative	14/04/2025 17:00	14/04/2025 16:45
14/04/2025	Indicative	15/04/2025 17:00	15/04/2025 16:16
15/04/2025	Indicative	16/04/2025 17:00	16/04/2025 16:27
16/04/2025	Indicative	17/04/2025 17:00	17/04/2025 16:16
17/04/2025	Indicative	22/04/2025 17:00	22/04/2025 11:50
18/04/2025	Indicative	22/04/2025 17:00	22/04/2025 15:09
19/04/2025	Indicative	22/04/2025 17:00	22/04/2025 15:27
20/04/2025	Indicative	22/04/2025 17:00	22/04/2025 15:46
21/04/2025	Indicative	22/04/2025 17:00	22/04/2025 16:14
22/04/2025	Indicative	23/04/2025 17:00	23/04/2025 14:44
23/04/2025	Indicative	24/04/2025 17:00	28/04/2025 11:06
24/04/2025	Indicative	24/04/2025 17:00	28/04/2025 11:35
25/04/2025	Indicative	28/04/2025 17:00	28/04/2025 13:59
26/04/2025	Indicative	28/04/2025 17:00	28/04/2025 14:21
27/04/2025	Indicative	28/04/2025 17:00	28/04/2025 16:13
28/04/2025	Indicative	29/04/2025 17:00	29/04/2025 16:35
29/04/2025	Indicative	30/04/2025 17:00	30/04/2025 16:25

Table 28– Indicative Settlement Publication times April 2025

Settlement Date	Run Type	Target Publication Timeline	Actual Timeline (Paste Settlement Report End time directly from CSB)
30/04/2025	Indicative	01/05/2025 17:00	01/05/2025 16:50
01/05/2025	Indicative	02/05/2025 17:00	02/05/2025 16:03
02/05/2025	Indicative	06/05/2025 17:00	06/05/2025 14:40
03/05/2025	Indicative	06/05/2025 17:00	06/05/2025 14:58
04/05/2025	Indicative	06/05/2025 17:00	06/05/2025 15:17
05/05/2025	Indicative	06/05/2025 17:00	06/05/2025 16:30
06/05/2025	Indicative	07/05/2025 17:00	07/05/2025 16:24
07/05/2025	Indicative	08/05/2025 17:00	08/05/2025 16:23
08/05/2025	Indicative	09/05/2025 17:00	09/05/2025 16:22
09/05/2025	Indicative	12/05/2025 17:00	12/05/2025 15:35
10/05/2025	Indicative	12/05/2025 17:00	12/05/2025 15:58
11/05/2025	Indicative	12/05/2025 17:00	12/05/2025 16:17
12/05/2025	Indicative	13/05/2025 17:00	13/05/2025 16:20
13/05/2025	Indicative	14/05/2025 17:00	14/05/2025 16:17
14/05/2025	Indicative	15/05/2025 17:00	15/05/2025 16:18
15/05/2025	Indicative	16/05/2025 17:00	16/05/2025 15:49
16/05/2025	Indicative	19/05/2025 17:00	19/05/2025 15:34
17/05/2025	Indicative	19/05/2025 17:00	19/05/2025 15:57
18/05/2025	Indicative	19/05/2025 17:00	19/05/2025 16:28
19/05/2025	Indicative	20/05/2025 17:00	20/05/2025 16:22
20/05/2025	Indicative	21/05/2025 17:00	21/05/2025 16:20
21/05/2025	Indicative	22/05/2025 17:00	22/05/2025 16:16
22/05/2025	Indicative	23/05/2025 17:00	23/05/2025 17:04
23/05/2025	Indicative	27/05/2025 17:00	27/05/2025 09:53
24/05/2025	Indicative	27/05/2025 17:00	27/05/2025 10:13
25/05/2025	Indicative	27/05/2025 17:00	27/05/2025 10:29
26/05/2025	Indicative	27/05/2025 17:00	27/05/2025 16:30
27/05/2025	Indicative	28/05/2025 17:00	28/05/2025 16:20
28/05/2025	Indicative	29/05/2025 17:00	29/05/2025 16:21
29/05/2025	Indicative	30/05/2025 17:00	30/05/2025 15:59

**Table 29 – Indicative Settlement Publication times May 2025**

Settlement Date	Run Type	Target Publication Timeline	Actual Timeline (Paste Settlement Report End time directly from CSB)
30/05/2025	Indicative	03/06/2025 17:00	03/06/2025 09:03
31/05/2025	Indicative	03/06/2025 17:00	03/06/2025 09:24
01/06/2025	Indicative	03/06/2025 17:00	03/06/2025 09:42
02/06/2025	Indicative	03/06/2025 17:00	03/06/2025 16:20
03/06/2025	Indicative	04/06/2025 17:00	04/06/2025 16:48
04/06/2025	Indicative	05/06/2025 17:00	05/06/2025 16:30
05/06/2025	Indicative	06/06/2025 17:00	06/06/2025 16:19
06/06/2025	Indicative	09/06/2025 17:00	09/06/2025 15:51
07/06/2025	Indicative	09/06/2025 17:00	09/06/2025 15:51
08/06/2025	Indicative	09/06/2025 17:00	09/06/2025 16:25
09/06/2025	Indicative	10/06/2025 17:00	10/06/2025 16:17
10/06/2025	Indicative	11/06/2025 17:00	11/06/2025 16:19
11/06/2025	Indicative	12/06/2025 17:00	13/06/2025 11:25
12/06/2025	Indicative	13/06/2025 17:00	13/06/2025 16:21
13/06/2025	Indicative	16/06/2025 17:00	16/06/2025 14:49
14/06/2025	Indicative	16/06/2025 17:00	16/06/2025 15:18
15/06/2025	Indicative	16/06/2025 17:00	16/06/2025 16:19
16/06/2025	Indicative	17/06/2025 17:00	17/06/2025 16:45
17/06/2025	Indicative	18/06/2025 17:00	18/06/2025 16:17
18/06/2025	Indicative	19/06/2025 17:00	19/06/2025 16:50
19/06/2025	Indicative	20/06/2025 17:00	20/06/2025 16:22
20/06/2025	Indicative	23/06/2025 17:00	23/06/2025 15:04
21/06/2025	Indicative	23/06/2025 17:00	23/06/2025 15:28
22/06/2025	Indicative	23/06/2025 17:00	23/06/2025 16:19
23/06/2025	Indicative	24/06/2025 17:00	24/06/2025 16:21
24/06/2025	Indicative	25/06/2025 17:00	25/06/2025 16:17
25/06/2025	Indicative	26/06/2025 17:00	26/06/2025 17:41
26/06/2025	Indicative	27/06/2025 17:00	27/06/2025 16:16
27/06/2025	Indicative	30/06/2025 17:00	30/06/2025 15:17
28/06/2025	Indicative	30/06/2025 17:00	30/06/2025 15:37
29/06/2025	Indicative	30/06/2025 17:00	30/06/2025 16:14

**Table 30 – Indicative Settlement Publication times June 2025**

## Initial Settlement

Settlement Date	Run Type	Target Publication Timeline	Actual Timeline (Paste Settlement Report End time directly from CSB)
25/03/2025	Initial	01/04/2025 12:00	01/04/2025 11:16
26/03/2025	Initial	02/04/2025 12:00	02/04/2025 11:21
27/03/2025	Initial	03/04/2025 12:00	03/04/2025 11:15
28/03/2025	Initial	04/04/2025 12:00	03/04/2025 16:47
29/03/2025	Initial	04/04/2025 12:00	03/04/2025 17:09
30/03/2025	Initial	04/04/2025 12:00	04/04/2025 11:16
31/03/2025	Initial	07/04/2025 12:00	07/04/2025 11:18
01/04/2025	Initial	08/04/2025 12:00	08/04/2025 11:18
02/04/2025	Initial	09/04/2025 12:00	09/04/2025 11:16
03/04/2025	Initial	10/04/2025 12:00	10/04/2025 11:16
04/04/2025	Initial	11/04/2025 12:00	10/04/2025 15:38
05/04/2025	Initial	11/04/2025 12:00	10/04/2025 16:14
06/04/2025	Initial	11/04/2025 12:00	11/04/2025 11:14
07/04/2025	Initial	14/04/2025 12:00	14/04/2025 11:25
08/04/2025	Initial	15/04/2025 12:00	15/04/2025 10:37
09/04/2025	Initial	16/04/2025 12:00	16/04/2025 11:17
10/04/2025	Initial	17/04/2025 12:00	17/04/2025 11:19
11/04/2025	Initial	22/04/2025 12:00	17/04/2025 17:45
12/04/2025	Initial	22/04/2025 12:00	22/04/2025 08:43
13/04/2025	Initial	22/04/2025 12:00	22/04/2025 10:07
14/04/2025	Initial	22/04/2025 12:00	22/04/2025 10:26
15/04/2025	Initial	22/04/2025 12:00	22/04/2025 11:22
16/04/2025	Initial	23/04/2025 12:00	23/04/2025 10:43
17/04/2025	Initial	24/04/2025 12:00	24/04/2025 11:22
18/04/2025	Initial	25/04/2025 12:00	24/04/2025 17:34
19/04/2025	Initial	25/04/2025 12:00	25/04/2025 09:38
20/04/2025	Initial	25/04/2025 12:00	25/04/2025 11:19
21/04/2025	Initial	28/04/2025 12:00	28/04/2025 11:19
22/04/2025	Initial	29/04/2025 12:00	29/04/2025 11:18
23/04/2025	Initial	30/04/2025 12:00	30/04/2025 11:20

Table 31 – Initial Settlement Publication times April 2025

Settlement Date	Run Type	Target Publication Timeline	Actual Timeline (Paste Settlement Report End time directly from CSB)
24/04/2025	Initial	01/05/2025 12:00	01/05/2025 11:22
25/04/2025	Initial	02/05/2025 12:00	01/05/2025 15:26
26/04/2025	Initial	02/05/2025 12:00	01/05/2025 15:47
27/04/2025	Initial	02/05/2025 12:00	02/05/2025 11:22
28/04/2025	Initial	06/05/2025 12:00	06/05/2025 11:22
29/04/2025	Initial	06/05/2025 12:00	06/05/2025 11:22
30/04/2025	Initial	07/05/2025 12:00	07/05/2025 11:21
01/05/2025	Initial	08/05/2025 12:00	08/05/2025 11:09
02/05/2025	Initial	09/05/2025 12:00	08/05/2025 15:25
03/05/2025	Initial	09/05/2025 12:00	08/05/2025 16:51
04/05/2025	Initial	09/05/2025 12:00	09/05/2025 11:18
05/05/2025	Initial	12/05/2025 12:00	12/05/2025 11:17
06/05/2025	Initial	13/05/2025 12:00	13/05/2025 11:20
07/05/2025	Initial	14/05/2025 12:00	14/05/2025 11:19
08/05/2025	Initial	15/05/2025 12:00	15/05/2025 11:18
09/05/2025	Initial	16/05/2025 12:00	15/05/2025 15:03
10/05/2025	Initial	16/05/2025 12:00	15/05/2025 16:14
11/05/2025	Initial	16/05/2025 12:00	16/05/2025 11:16
12/05/2025	Initial	19/05/2025 12:00	19/05/2025 11:22
13/05/2025	Initial	20/05/2025 12:00	20/05/2025 11:16
14/05/2025	Initial	21/05/2025 12:00	21/05/2025 11:17
15/05/2025	Initial	22/05/2025 12:00	22/05/2025 11:15
16/05/2025	Initial	23/05/2025 12:00	22/05/2025 15:31
17/05/2025	Initial	23/05/2025 12:00	22/05/2025 16:30
18/05/2025	Initial	23/05/2025 12:00	23/05/2025 09:57
19/05/2025	Initial	27/05/2025 12:00	27/05/2025 09:15
20/05/2025	Initial	27/05/2025 12:00	27/05/2025 11:20
21/05/2025	Initial	28/05/2025 12:00	28/05/2025 11:20
22/05/2025	Initial	29/05/2025 12:00	29/05/2025 11:23
23/05/2025	Initial	30/05/2025 12:00	29/05/2025 16:10
24/05/2025	Initial	30/05/2025 12:00	29/05/2025 16:49
25/05/2025	Initial	30/05/2025 12:00	30/05/2025 11:20

**Table 32 – Initial Settlement Publication times May 2025**

Settlement Date	Run Type	Target Publication Timeline	Actual Timeline (Paste Settlement Report End time directly from CSB)
26/05/2025	Initial	03/06/2025 12:00	03/06/2025 09:58
27/05/2025	Initial	03/06/2025 12:00	03/06/2025 11:26
28/05/2025	Initial	04/06/2025 12:00	04/06/2025 11:25
29/05/2025	Initial	05/06/2025 12:00	05/06/2025 11:17
30/05/2025	Initial	06/06/2025 12:00	05/06/2025 15:21
31/05/2025	Initial	06/06/2025 12:00	05/06/2025 16:18
01/06/2025	Initial	06/06/2025 12:00	06/06/2025 11:20
02/06/2025	Initial	09/06/2025 12:00	09/06/2025 11:38
03/06/2025	Initial	10/06/2025 12:00	10/06/2025 11:26
04/06/2025	Initial	11/06/2025 12:00	11/06/2025 11:23
05/06/2025	Initial	12/06/2025 12:00	12/06/2025 11:54
06/06/2025	Initial	13/06/2025 12:00	13/06/2025 08:46
07/06/2025	Initial	13/06/2025 12:00	13/06/2025 09:07
08/06/2025	Initial	13/06/2025 12:00	13/06/2025 11:25
09/06/2025	Initial	16/06/2025 12:00	16/06/2025 11:44
10/06/2025	Initial	17/06/2025 12:00	17/06/2025 11:18
11/06/2025	Initial	18/06/2025 12:00	18/06/2025 11:19
12/06/2025	Initial	19/06/2025 12:00	19/06/2025 11:18
13/06/2025	Initial	20/06/2025 12:00	19/06/2025 15:17
14/06/2025	Initial	20/06/2025 12:00	19/06/2025 16:04
15/06/2025	Initial	20/06/2025 12:00	20/06/2025 11:18
16/06/2025	Initial	23/06/2025 12:00	23/06/2025 11:22
17/06/2025	Initial	24/06/2025 12:00	24/06/2025 11:22
18/06/2025	Initial	25/06/2025 12:00	25/06/2025 11:23
19/06/2025	Initial	26/06/2025 12:00	26/06/2025 11:17
20/06/2025	Initial	27/06/2025 12:00	26/06/2025 16:32
21/06/2025	Initial	27/06/2025 12:00	26/06/2025 17:08
22/06/2025	Initial	27/06/2025 12:00	27/06/2025 11:58
23/06/2025	Initial	30/06/2025 12:00	30/06/2025 11:17

**Table 33 – Initial Settlement Publication times June 2025**

### 13 Appendix D: List of Queries by Type

Date Sent	Due Date	Query Ref No.	Charge Component
10/04/2025	09/05/2025	#22807	CFC
01/05/2025	29/05/2025	#22934	CDISCOUNT
21/05/2025	17/06/2025	#23138	CUNIMB
05/06/2025	02/07/2025	#23249	CFC
06/06/2025	03/07/2025	#23267	CUNIMB
10/06/2025	07/07/2025	#23288	CIMB

**Table 34 – Not Upheld Queries: April – June 2025**

Date Sent	Due Date	Query Ref No.	Charge Component
18/06/2025	15/07/2025	#23357	CPREMIUM
19/06/2025	16/07/2025	#23364	CIMB
19/06/2025	16/07/2025	#23365	CIMB
20/06/2025	17/07/2025	#23379	CPREMIUM
23/06/2025	18/07/2025	#23393	CDISCOUNT
24/06/2025	21/07/2025	#23407	CCP
24/06/2025	22/07/2025	#23413	CUNIMB
26/06/2025	23/07/2025	#23424	CDISCOUNT
26/06/2025	23/07/2025	#23431	CIMB
26/06/2025	23/07/2025	#23433	CCURL
27/06/2025	24/07/2025	#23441	CIMB
27/06/2025	24/07/2025	#23440	CFC

**Table 35 – Under review Queries: April – June 2025**

Date Sent	Due Date	Query Ref No.	Charge Component
14/04/2025	13/05/2025	#22829	CUNIMB
16/04/2025	12/05/2025	#22853	CIMB
22/04/2025	20/05/2025	#22876	CDISCOUNT
01/05/2025	29/05/2025	#22967	CDISCOUNT
01/05/2025	29/05/2025	#22968	CDISCOUNT
07/05/2025	03/06/2025	#23031	CUNIMB
19/05/2025	13/06/2025	#23119	CUNIMB
26/05/2025	20/06/2025	#23154	CIMB
27/05/2025	23/06/2025	#23166	CIMB
28/05/2025	24/06/2025	#23172	CCP
05/06/2025	02/07/2025	#23248	CIMB
06/06/2025	03/07/2025	#23269	CIMB
10/06/2025	07/07/2025	#23283	CIMB
10/06/2025	07/07/2025	#23284	CIMB
17/06/2025	14/07/2025	#23335	CIMB
17/06/2025	14/07/2025	#23340	CDISCOUNT
16/06/2025	11/07/2025	#23327	CIMB
19/06/2025	16/07/2025	#23360	CDISCOUNT
19/06/2025	16/07/2025	#23359	CDISCOUNT
20/06/2025	17/07/2025	#23377	FMOC

**Table 36 - Upheld Queries: April – June 2025**