

Market Operator's Quarterly Performance Report

January - March 2026



Contents

Contents.....	2
Executive Summary.....	4
1 Joining and Terminating Parties and Units	5
1.1 Balancing Market	5
2 Trading and Settlement Code Breaches	7
3 Balancing Market Settlements.....	8
3.1 Indicative and Initial Settlement Runs (includes daily BALIMB, MO and CRM)	8
3.2 Settlement Documents	10
3.3 M+4, M+13 and Ad-hoc Resettlement	11
3.4 Credit Reports Publications	11
4 Financial Statistics.....	12
4.1 Cash Flow positions for Balancing Market, Capacity Market and Market Operator Charges.....	12
4.2 Financial Changes between Initial Settlement and Subsequent Reruns	14
5 Query Management.....	17
5.1 General Queries	17
5.2 Settlement Queries.....	18
5.3 Disputes	18
6 Imbalance Price.....	19
6.1 Imbalance Price.....	19
6.2 Exchange Rate.....	23
6.3 Imbalance Price Generation and Backup Price.....	24
7 Modifications	26
7.1 Balancing Market – Trading & Settlement Code Modification Management.....	26
7.2 Balancing Market – Modifications Process Development.....	27
9 Central Systems.....	29
9.1 System Releases.....	29
9.2 System Availability	29
9.3 Known Issues Report.....	30
9.4 Limited Communication Failure (LCF), General Communication Failure (GCF) and General System Failure (GSF).....	30

10 Appendix A: Trading and Settlement Code Breaches	31
11 Appendix B: Historical Settlement Information.....	33
12 Appendix C: Settlement Publication Timings.....	36
13 Appendix D: List of Queries by Type	42

Executive Summary

On 1 October 2018, the revised Single Electricity Market (SEM) went live and is now the enduring operational electricity market in Ireland and Northern Ireland.

This Single Electricity Market Operator's (SEMO) performance report covers the months of January, February and March 2026 of operation and is published in accordance with section B.16.2 of the Trading and Settlement Code and the SEM Committee decision paper issued for the Legacy SEM market.

During this period:

- 3 new Parties joined the market; 1 unit De-Registered and 9 new Units registered in the market.
- 12 out of 13 Settlement Documents issued on time.
- There were 12 late publications of Indicative, and 7 late publications of Initial Settlement runs as per the Trading and Settlement Code timelines.
- There were 9 payment defaults by 9 Participants as per the Trading and Settlement code timelines.
- There were 1 Credit defaults by 1 Participant as per the Trading and Settlement code timelines.
- There was one Modifications Committee Meeting held during this period and an adhoc Election for a Vice Chair due to the Chair resigning.
- There were no RA Decisions received relating to Modification Proposals.
- 589 general queries were received, and 559 general queries were resolved, with 22 in progress as of 31st of December 2025.

SEMO welcomes all comments on the contents of this report. Comments should be sent preferably in email format to info@sem-o.com. The intention is for SEMO and the Regulatory Authorities to consult on the framework for reporting based on comments and feedback received and to implement any revisions where necessary.

1 Joining and Terminating Parties and Units

1.1 Balancing Market

3 new Parties went effective in the Market between 01 January 2026 to 31 March 2026

Party Name	Party ID	Effective Date
Energetick ApS	PY_034159	04/03/2026
STG Switzerland GmbH	PY_034220	11/03/2026
Harcourt Insurance Limited	PY_034225	11/03/2026

Table 1 – Parties who joined the market: January - March 2026

1 unit De-Registered from the Market between 01 January 2026 to 31 March 2026

Party ID	Participant ID	Unit ID	Effective Date
PY_000043	PT_400043	GU_401060	21/01/2026

Table 2 – De-Registrations: January - March 2026

9 new Units went effective in the Market between 01 January 2026 to 31 March 2026

Party Name	Party ID	Participant ID	Unit ID	Effective date
SSE Airtricity Limited	PY_000021	PT_400021	AU_400174	25/02/2026
Bord Gais Energy Limited	PY_000027	PT_400028	GU_408070	21/01/2026
Bord Gais Energy Limited	PY_000027	PT_400028	GU_408080	21/01/2026

Bord Gais Energy Limited	PY_000027	PT_400028	GU_408040	11/02/2026
New Measured Power Limited TA Pinergy	PY_000148	PT_400173	GU_401060	21/01/2026
Statkraft Markets GmbH	PY_034046	PT_402540	GU_407990	11/02/2026
Energetick ApS	PY_034159	PT_502565	AU_500149	04/03/2026
STG Switzerland GmbH	PY_034220	PT_502572	AU_500151	11/03/2026
Harcourt Insurance Limited	PY_034225	PT_402666	AU_400166	11/03/2026

Table 3 – Registrations: January - March 2026

1.2 Termination of Participants

There were no terminating parties between 01 January 2026 to 31 March 2026

1.3 Suspension of Participants

There were no participants suspended between 01 January 2026 to 31 March 2026

2 Trading and Settlement Code Breaches

Breaches of the Trading and Settlement Code were noted in the following areas:

Trading and Settlement Code Breaches			
January 2026 Trading and Settlement Code Breaches		Major	Minor
Data Providers		-	8
Market Participants	Clearing	4	-
	Credit Risk Management	1	-
Market Operator	Balancing Market Settlement	-	6
	Clearing	-	-
	Credit Risk Management	-	-
Other			
Total		5	14
February 2026 Trading and Settlement Code Breaches			
Data Providers		-	3
Market Participants	Clearing	2	-
	Credit Risk Management	-	-
Market Operator	Balancing Market Settlement	-	3
	Clearing	-	-
	Credit Risk Management	-	-
Other			
Total		2	6
March 2026 Trading and Settlement Code Breaches			
Data Providers		-	8
Market Participants	Clearing	3	-
	Credit Risk Management	-	-
Market Operator	Balancing Market Settlement	1	10
	Clearing	-	-
	Credit Risk Management	3	-
Other			
Total		7	18

Table 4 – Trading and Settlement Code Breaches: – January – March 2026

Further details of each of the Trading and Settlement Code breaches noted above are set out in **Appendix A**.

Key:

- Major Breach - late publishing of settlement documents, default notices issued for non-payment or similar.
- Minor Breach - deadlines not met, but no financial implication to Participants. This includes late posting of settlement runs.

3 Balancing Market Settlements

3.1 Indicative and Initial Settlement Runs (includes daily BALIMB, MO and CRM)

The following series of tables and graphs represent the publications of Indicative and Initial Settlement runs. Every working day SEMO is obliged to issue Indicative and Initial settlement run statements.

Settlement Runs completed Trade Dates January 01/01/2026 – 31/01/2026		
	Indicative	Initial
On Time	26	30
Same Day Late	1	1
> 1 Day Late	4	0
Total runs	31	31
Settlement Runs completed Trade Dates February 01/02/2026 – 28/02/2026		
On Time	25	28
Same Day Late	1	0
> 1 Day Late	2	0
Total runs	28	28
Settlement Runs completed Trade Dates March 01/03/2026 – 31/03/2026		
On Time	27	25
Same Day Late	1	2
> 1 Day Late	3	4
Total runs	31	31

Table 5 - Settlement Runs Completed: January – March 2026

For Historical information, please see **Appendix B** – Historical Settlement Information.

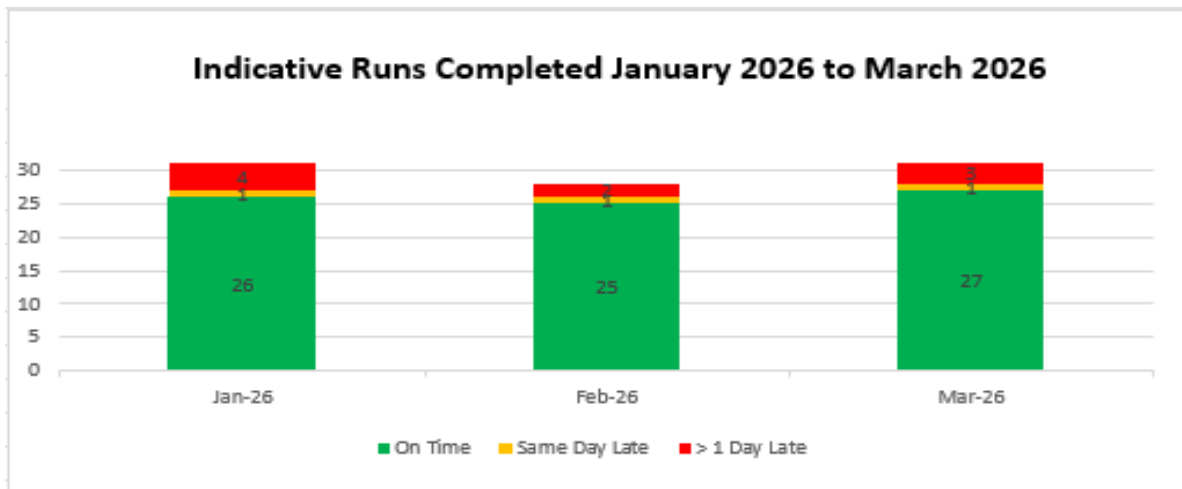


Figure 1 - Indicative Settlement Runs Completed

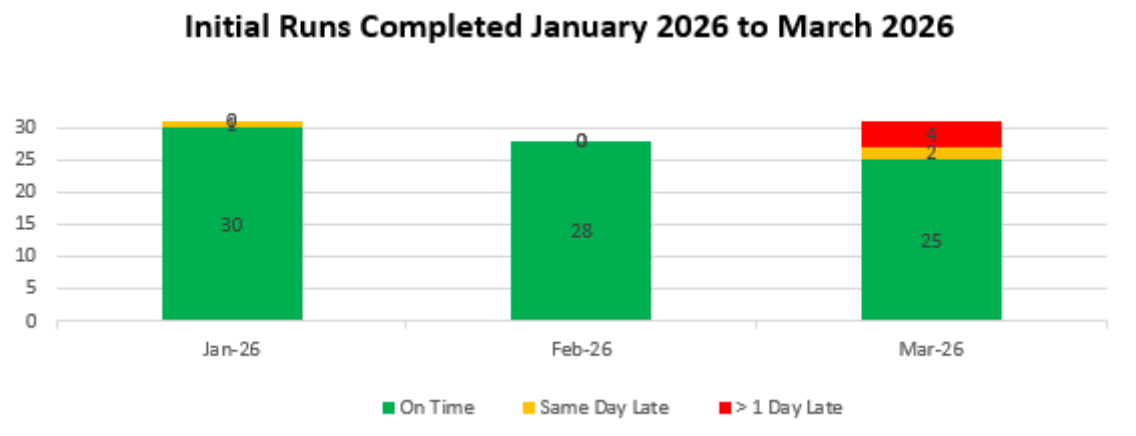


Figure 2 - Initial Settlement Runs Completed

Further details on publication times can be found in **Appendix C**.

3.2 Settlement Documents

The following table represents the publications of Initial Settlement Documents. SEMO is obliged to issue initial Settlement Documents 5 working days after the last day of the billing period.

Settlement Documents Completed			
	January 2026 No. of Weeks	February 2026 No. of Weeks	March 2026 No. of Weeks
On Time	5	4	3
Same Day Late	0	0	0
>1 Day Late	0	0	1
Total Runs	5	4	4

Table 6 - Settlement Documents completed: January – March 2026

SD Due Date	SD Issue	SD business days delayed	Additional publication timeline impacts	Issue resolution status
13/03/2026	The Settlement Document was delayed due to delays in processing and publishing of the Initial Settlement, which was caused by inaccurate data received from MDP.	3 Days	Payments In/Out had to be adjusted for revised Settlement Document publication date.	The data issue was resolved, and the Initial Settlement was published, enabling the Settlement Documents to be published on 19/03/2026.

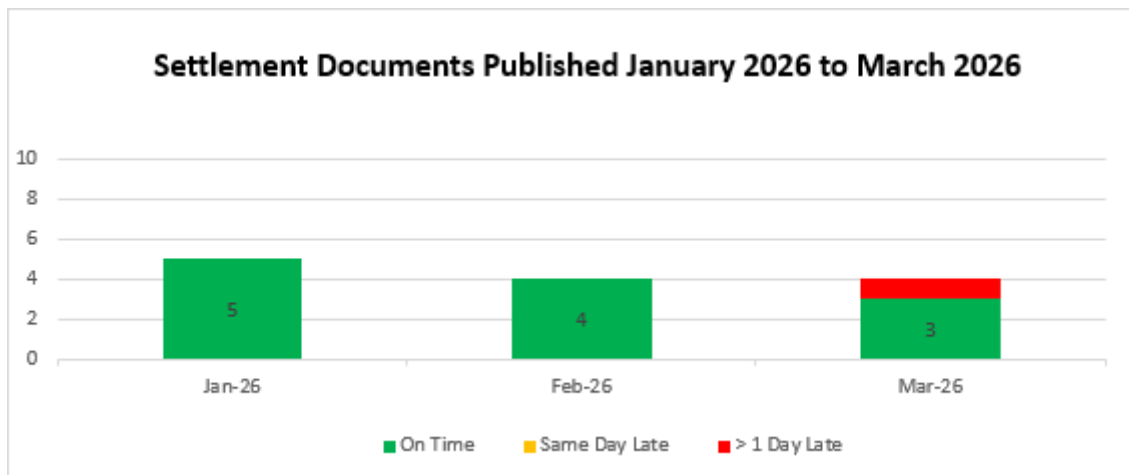


Figure 3 – Settlement Document Publications Completed

3.3 M+4, M+13 and Ad-hoc Resettlement

The following tables represent the publications of Resettlement runs for the months of January, February and March 2026

Resettlement Runs for Operational Dates January 01/01/2026 – 31/01/2026			
Resettlement Run	Number Billing Periods Resettled	Resettlement Period Start Date	Resettlement Period End Date
M+4	4	07/09/2025	04/10/2025
M+13	4	08/12/2024	04/01/2025
Ad-Hoc	3	26/10/2025 02/11/2025 23/11/2025	01/11/2025 08/11/2025 29/11/2025
Resettlement Runs for Operational Dates November 01/02/2026 – 28/02/2026			
M+4	4	05/10/2025	01/11/2025
M+13	4	05/01/2025	01/02/2025
Ad-Hoc	2	01/12/2025 01/01/2026	31/12/2025 31/01/2026
Resettlement Runs for Operational Dates December 01/03/2026 – 31/03/2026			
M+4	5	02/11/2025	06/12/2025
M+13	5	02/02/2025	08/03/2025
Ad-Hoc	2	07/12/2025 01/03/2026	13/12/2025 07/03/2026

Table 7 – Resettlement Runs for Operational Periods: January – March 2026

3.4 Credit Reports Publications

January 2026: 56 Credit reports published on time, out of an expected 56 Credit reports.

February 2026: 49 Credit reports published on time, out of an expected 49 Credit reports.

March 2026: 48 Credit reports published on time, out of an expected 51 Credit reports.

Credit Report Summary			
	January 2026	February 2026	March 2026
Published	56	49	48
Delayed	-	-	-
Not Published	-	-	3

Table 8 – Credit Report Summary: January – March 2026

4 Financial Statistics

4.1 Cash Flow positions for Balancing Market, Capacity Market and Market Operator Charges

The Balancing Market reflects actions taken by the TSOs to keep the system balanced, for example, for differences between the market schedule and actual system demand. It determines the imbalance settlement price for settlement of these balancing actions. This includes any uninstructed deviations from a participant's notified ex-ante position.

- Positive values indicate Payments were greater than Charges
- Negative values indicate Charges were greater than Payments
- All figures are in Euro

All data displayed in this section displays Initial data from 1st January 2026 to 31st March 2026:

Balancing Market Cash Flow Position				
Component	Jan	Feb	Mar	Total
CDISCOUNT	16,484,868	18,089,299	18,774,595	53,348,762
CPREMIUM	11,338,815	12,905,268	24,056,853	48,300,936
CIMB	19,269,321	12,183,140	-3,912,009	27,540,452
CFC	4,209,003	2,193,340	13,419,784	19,822,127
CSOCDIFFP	389,951	343,063	371,919	1,104,933
CABBPO	23,900	41,316	40,452	105,668
CTEST	-8,121	-77,113	-28,998	-114,232
CDIFFCWD	-53,592	-20,698	-94,320	-168,610
CAOOPO	-241,858	1,883	-267,529	-507,505
CCA	-258,714	-229,020	-249,278	-737,011
CREV	-681,654	-585,822	-630,770	-1,898,246
CUNIMB	-1,130,380	-749,971	-944,589	-2,824,940
CCURL	-365,054	-432,214	-2,227,574	-3,024,843
CIMP	-73,838,476	-65,390,383	-71,176,583	-210,405,443
Grand Total	-24,861,992	-21,727,913	-22,868,047	-69,457,952

Table 9 - Balancing Market Cash Flow Position: January - March 2026

The Capacity Market is designed to help ensure that the generation capacity in Ireland and Northern Ireland (including Storage, Demand Side Units and Interconnector capacity) is sufficient to meet demand and that the regulatory approved generation adequacy standard is satisfied.

Capacity Market Cash Flow Position				
Component	Jan	Feb	Mar	Total
CCP	41,216,545	37,386,740	41,361,440	119,964,725
CCC	-48,743,921	-42,882,875	-46,489,892	-138,116,687
Total	-7,527,376	-5,496,135	-5,128,451	-18,151,963

Table 10 - Capacity Market Cash Flow Position: January - March 2026

Market Operator charges are used to recover the costs of administering the market:

Market Operator Charges				
Component	Jan	Feb	Mar	Total
CMOAV	-2,235	-2,235	-2,235	-6,704
CMOAU	-100,327	-102,687	-102,927	-305,941
CVMO	-2,139,224	-1,894,506	-2,062,173	-6,095,904
Total	-2,241,785	-1,999,428	-2,167,335	-6,408,548

Table 11 - Market Operator Charges: January - March 2026

4.2 Financial Changes between Initial Settlement and Subsequent Reruns

Please see the tables below outlining which weeks were processed via resettlement in this quarter.

M+4 BALIMB Resettlement processing		
Operational Month	Billing week start	Billing week end
Jan	31/08/2025	06/09/2025
Jan	07/09/2025	13/09/2025
Jan	14/09/2025	20/09/2025
Jan	21/09/2025	27/09/2025
Jan	28/09/2025	04/10/2025
Feb	05/10/2025	11/10/2025
Feb	12/10/2025	18/10/2025
Feb	19/10/2025	25/10/2025
Feb	26/10/2025	01/11/2025
Mar	02/11/2025	08/11/2025
Mar	09/11/2025	15/11/2025
Mar	16/11/2025	22/11/2025
Mar	23/11/2025	29/11/2025

Table 12 – M+4 settlement weeks processed: January - March 2026

M+13 BALIMB Resettlement processing		
Operational Month	Billing week start	Billing week end
Jan	01/12/2024	07/12/2024
Jan	08/12/2024	14/12/2024
Jan	15/12/2024	21/12/2024
Jan	22/12/2024	28/12/2024
Jan	29/12/2024	04/01/2025
Feb	05/01/2025	11/01/2025
Feb	12/01/2025	18/01/2025
Feb	19/01/2025	25/01/2025
Feb	26/01/2025	01/02/2025
Mar	02/02/2025	08/02/2025
Mar	09/02/2025	15/02/2025
Mar	16/02/2025	22/02/2025
Mar	23/02/2025	01/03/2025

Table 13 – M+13 settlement weeks processed: January - March 2026

Adhoc BALIMB Resettlement processing		
Operational Month	Billing week start	Billing week end
Jan	26/10/2025	01/11/2025
Jan	02/11/2025	08/11/2025
Jan	23/11/2025	29/11/2025
Mar	07/12/2025	13/12/2025
Mar	01/03/2026	07/03/2026

Table 14 – Ad hoc settlement weeks processed: January - March 2026

The tables below display the differences between the previous settlement run and the most recent resettlement run (either M+4, M+13 or Adhoc). The differences are then rolled up to the component charge level and combined for both M+4, M+13 and Ad hoc.

Balancing Market Resettlement				
Component	Jan	Mar	Feb	Grand Total
CFC	1,722,813	39,877	445	1,763,134
CUNIMB	262,693	210,266	288,304	761,263
CPREMIUM	796,800	-248,066	2,979	551,714
CDISCOUNT	-158,832	-20,234	332,606	153,540
CAOOPO	-4,014	0	12,462	8,447
CABBPO	18	0	0	18
CTEST	0	0	0	0
CREIMDIFFP	0	0	0	0
CDIFFCDA	0	0	0	0
CEADSUIDT	0	0	0	0
CSHORTDIFFP	0	0	0	0
CEADSUIMB	0	0	0	0
CDIFFPDA	0	0	0	0
CDIFFPID	0	0	0	0
CEADSUDA	0	0	0	0
CDIFFCNP	-1,712	-42	0	-1,754
CCA	423	-660	-2,474	-2,710
CDIFFPIMB	-4,333	123	0	-4,210
CSOCDIFFP	-35,380		1,665	-33,715
CCURL	-12,266	-61,083	34,560	-38,789
CDIFFCWD	-19,705	-3,760	-20,332	-43,797
CREV	-50,067	-22,745	-14,903	-87,715
CIMP	621,605	-111,417	-633,116	-122,928
CIMB	3,284,380	-72,011	-3,780,197	-567,828
Grand Total	6,402,424	-289,753	-3,778,000	2,334,671

Table 15 - Balancing Market Resettlement: January - March 2026

Capacity Market Resettlement				
Component	Jan	Feb	Mar	Grand Total
CCC	2,081,212	-349,355	0	1,731,857
CCP	650,849	300,359	0	951,208
Grand Total	2,732,061	-48,996	0	2,683,065

Table 16 - Capacity Market Resettlement: January - March 2026

Market Operator Charges Resettlement				
Component	Jan	Feb	Mar	Grand Total
CVMO	42,571	-19,046	29,464	52,990
Grand Total	42,571	-19,046	29,464	52,990

Table 17 - Market Operator Charges Resettlement: January - March 2026

Financial Statistics Disclaimer: the above information represents settlement data aggregated during the month in assessment, which may be different to the accounting data audited post settlement period. All values are in euro.

5 Query Management

5.1 General Queries

The statistics presented in Table 18 - General Queries cover the months of January, February and March 2026.

General Queries	January 2026	February 2026	March 2026
Received	200	174	184
Open	29	40	22
Resolved	175	162	182
Average Resolution Time	3.2 working days	3.1 working days	3.2 working days

Table 18 – General Queries: January – March 2026

Definitions

- Open refers to queries raised but not resolved within each month.
- Resolved refers to queries resolved within each month, and includes queries raised before this time.
- Resolution Time (Working Days) refers to the average time to resolve queries in working days for this category within each month.

5.2 Settlement Queries

Table 19 displays the Formal Settlement Queries raised from January 2026 to March 2026.

Formal Queries	January	February	March
Raised	12	21	24

Table 19 – Formal Settlement Queries: January - March 2026

- **January 2026:** 7 have been upheld and 5 were not upheld.
- **February 2026:** 19 have been upheld and 2 were not upheld.
- **March 2026:** 11 have been upheld, 1 was not upheld, 1 withdrawn and 11 are under review.

Upheld Formal Queries	January	February	March	Total
CIMB	3	15	3	21
CUNIMB	2	3	1	6
CFC	1	1	3	5
CCP	1		2	3
CDISCOUNT			1	1
CPREMIUM			1	1
Grand Total	7	19	11	37

Table 20 – Upheld Settlement Queries by Topic: January - March 2026

Further Details on Settlement queries that have been upheld can be found in **Appendix D**.

A full list of all unresolved Settlement queries raised for the month can be found in **Appendix D**.

5.3 Disputes

- No Disputes were raised between 01 January 2026 to 31 March 2026.

6 Imbalance Price

6.1 Imbalance Price

There are two types of Imbalance Price referred to in this section; the Imbalance Price which is the price associated with a 5 Minute Imbalance Pricing Period; and secondly, an Imbalance Settlement Price which is calculated as the average of six 5 Minute Imbalance Prices for a corresponding 30-minute Imbalance Settlement Period.

Figures 4, 5 and 6 show the Imbalance Settlement Prices for January, February, and March. All system calculated Imbalance Settlement Prices are published on this graph; both the Market Back Up Price and the 30-minute average of the Imbalance Price.

The average Imbalance Settlement Price for January was €142.70.

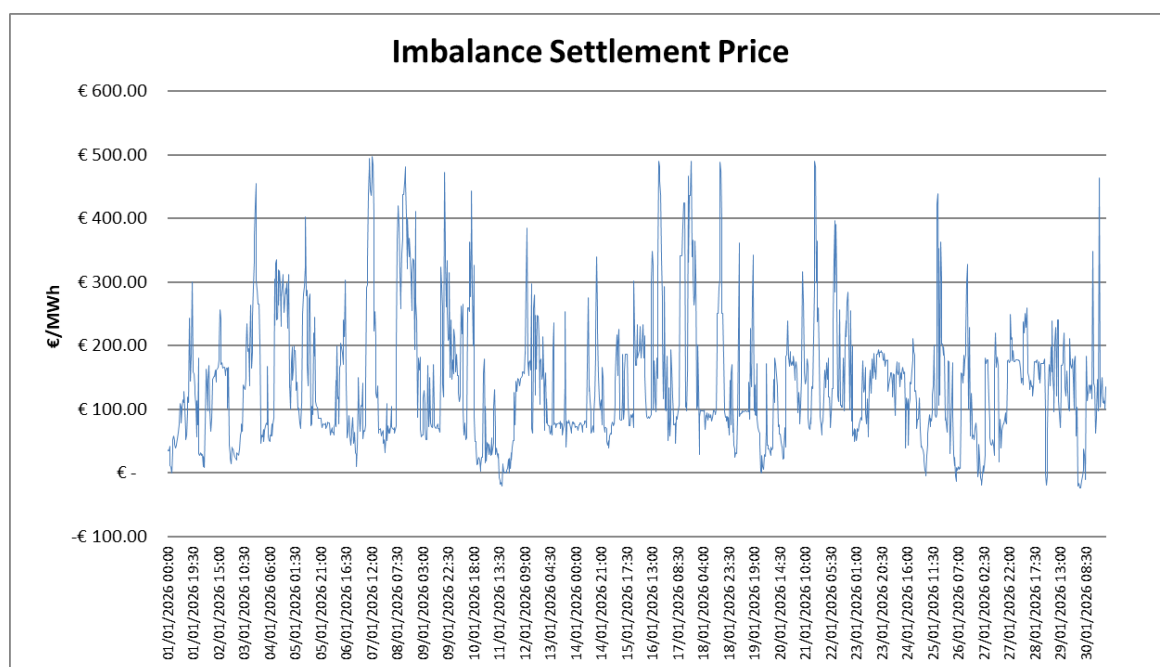


Figure 4 – Imbalance Settlement Price January 2026

The average Imbalance Settlement Price for February was €122.78.

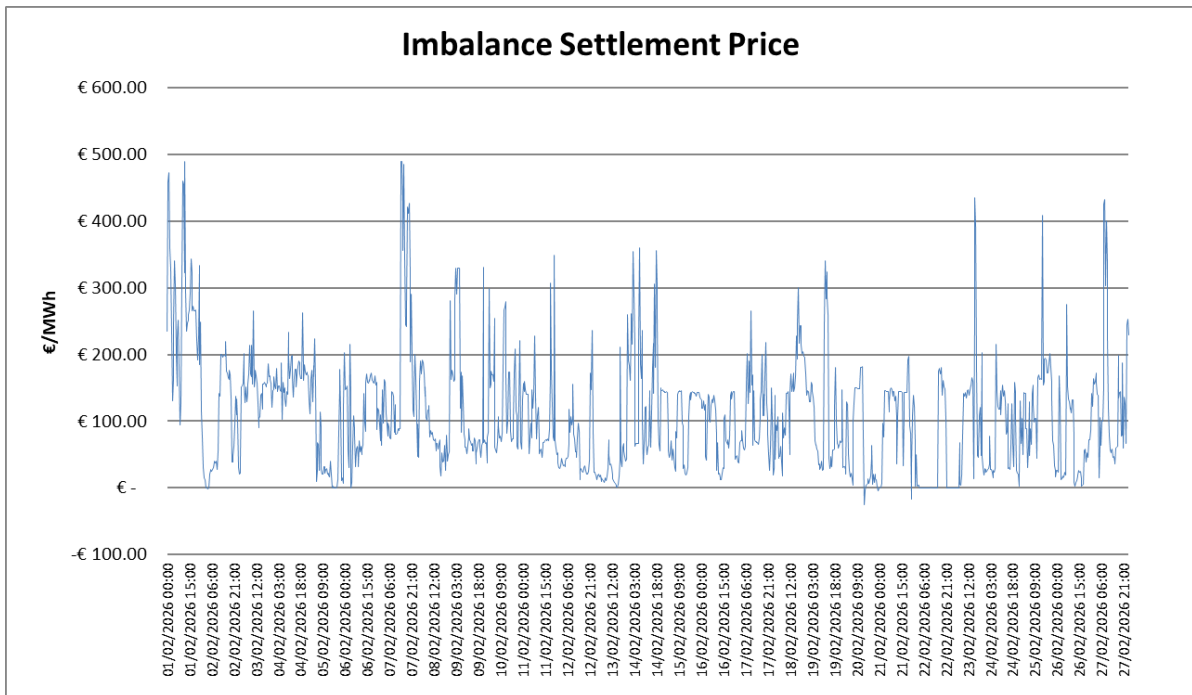


Figure 5 – Imbalance Settlement Price February 2026

The average Imbalance Settlement Price for March was €110.86.

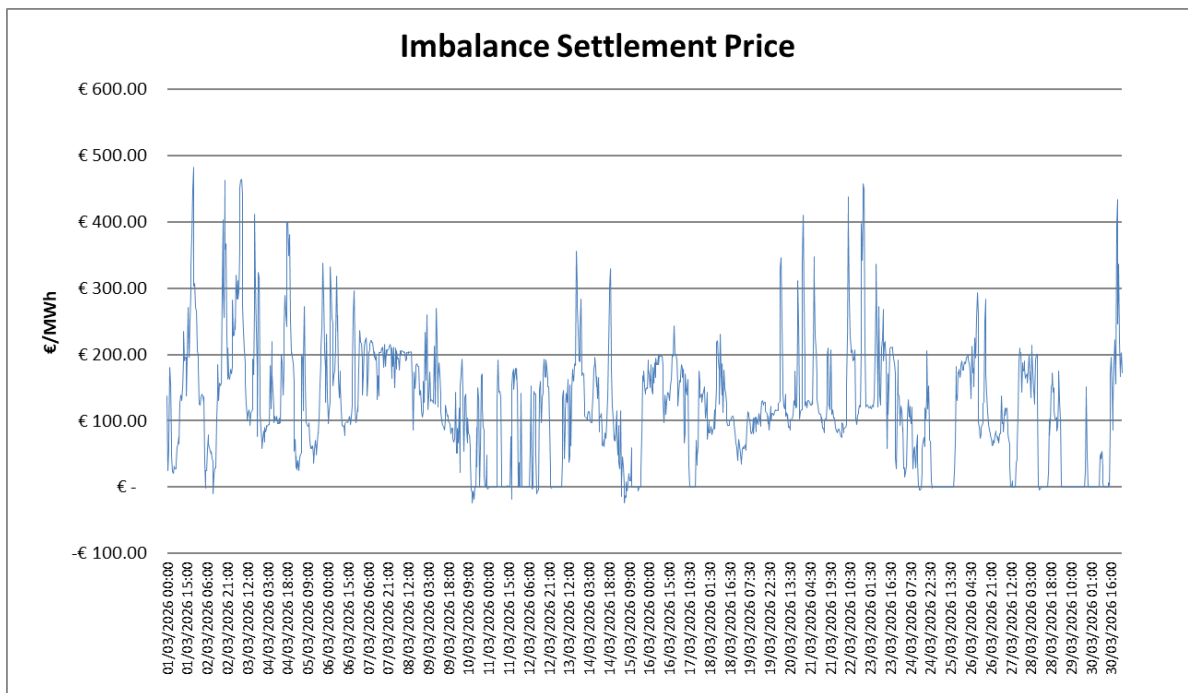


Figure 6 – Imbalance Settlement Price March 2026

Figures 7, 8 and 9 displays the Quantity Weighted Ex-Ante Price as a comparator to the Imbalance Settlement Price. The Quantity Weighted Ex-Ante Price is the value used by SEMO as the Market Back Up Price, should the Market Operator not be able to calculate an Imbalance Settlement Price; based on the average of the six 5 Minute Imbalance Prices for a given Imbalance Settlement Period.

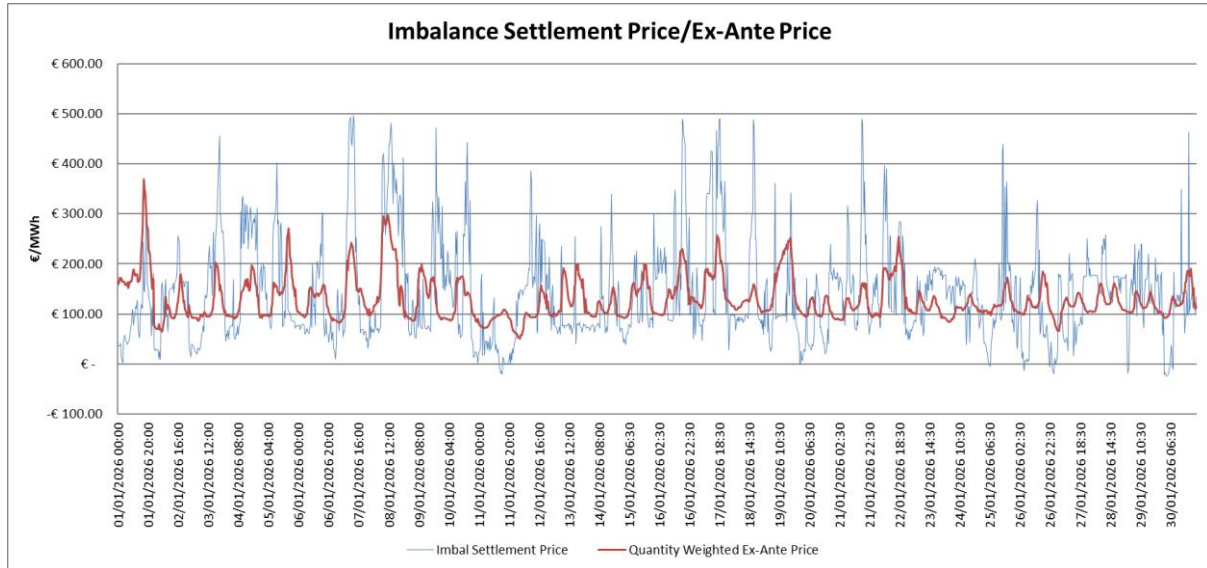


Figure 7 – Imbalance Settlement Price & Quantity Weighted Ex-Ante Price Comparison January 2026

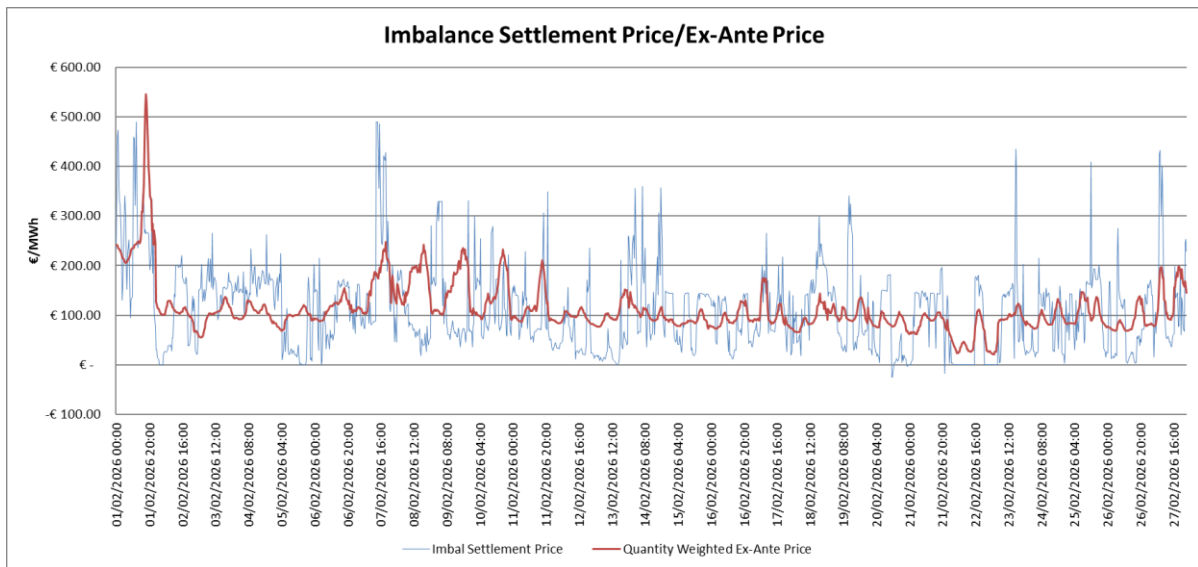


Figure 8 – Imbalance Settlement Price & Quantity Weighted Ex-Ante Price Comparison February 2026

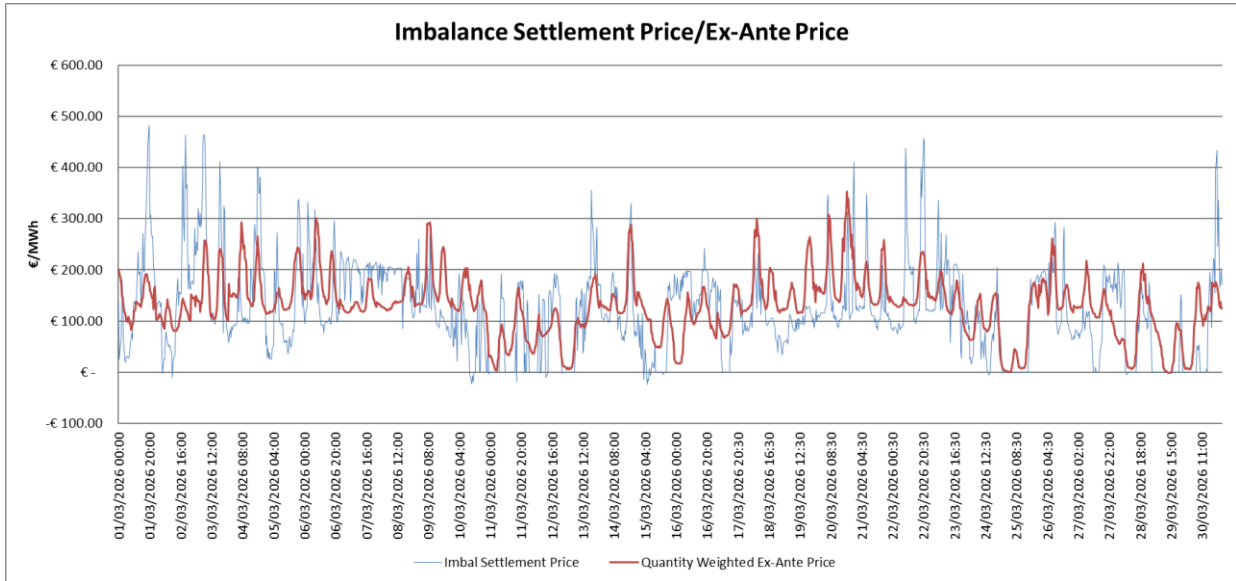


Figure 9 – Imbalance Settlement Price & Quantity Weighted Ex-Ante Price Comparison March 2026

Figure 10 below highlights the monthly Highest, Lowest and Average half-hour Imbalance Prices for the period October, November & December.

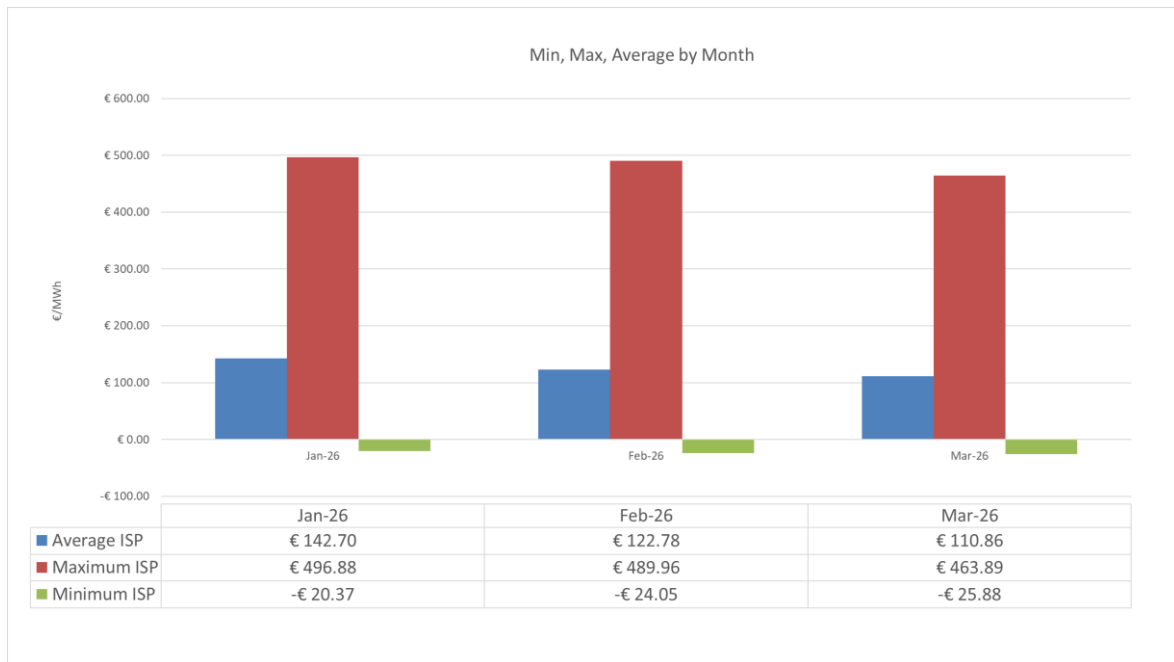


Figure 10 – Highest, Lowest and Average Imbalance Prices January – March 2026

6.2 Exchange Rate

The SEM is a dual currency market, Units based in Northern Ireland submit their Offer Data in GBP. All GBP Offer Data is converted to EUR as part of the Balancing Market price setting process. The GBP to EUR exchange rate is captured below in **Figures 11, 12, and 13**.

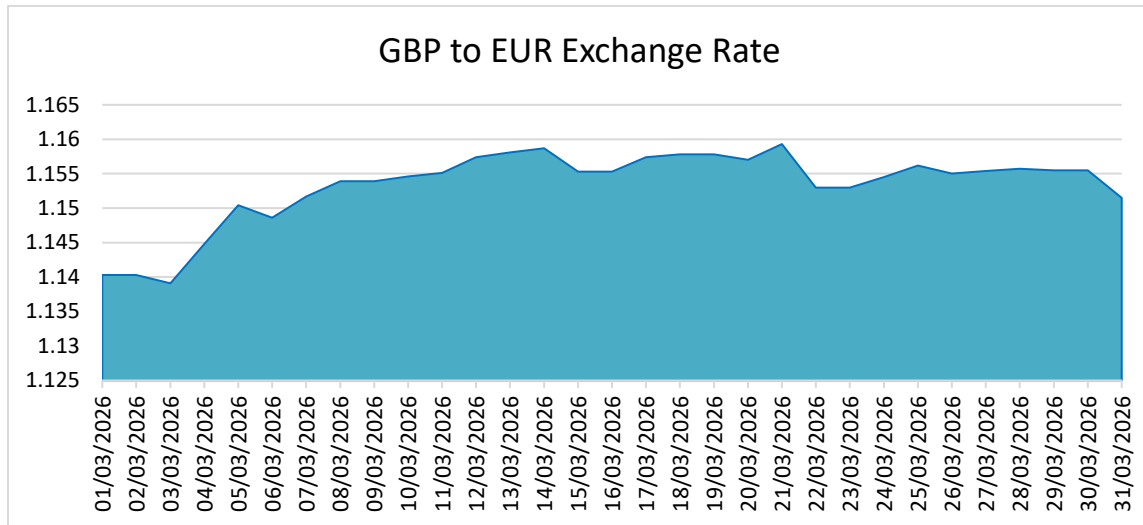


Figure 11 – GBP to EUR Exchange Rate January 2026

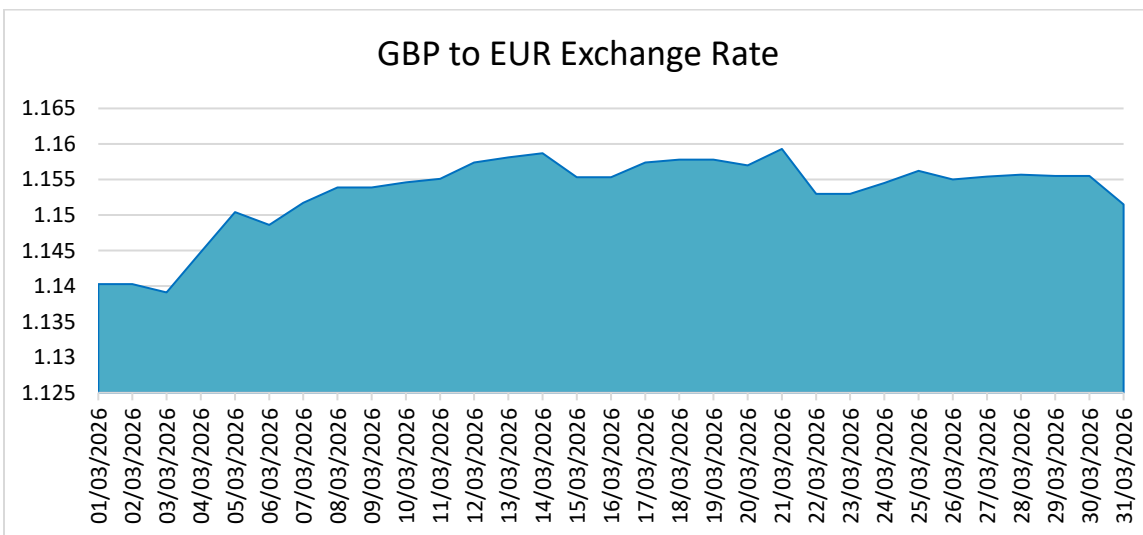


Figure 12 – GBP to EUR Exchange Rate February 2026

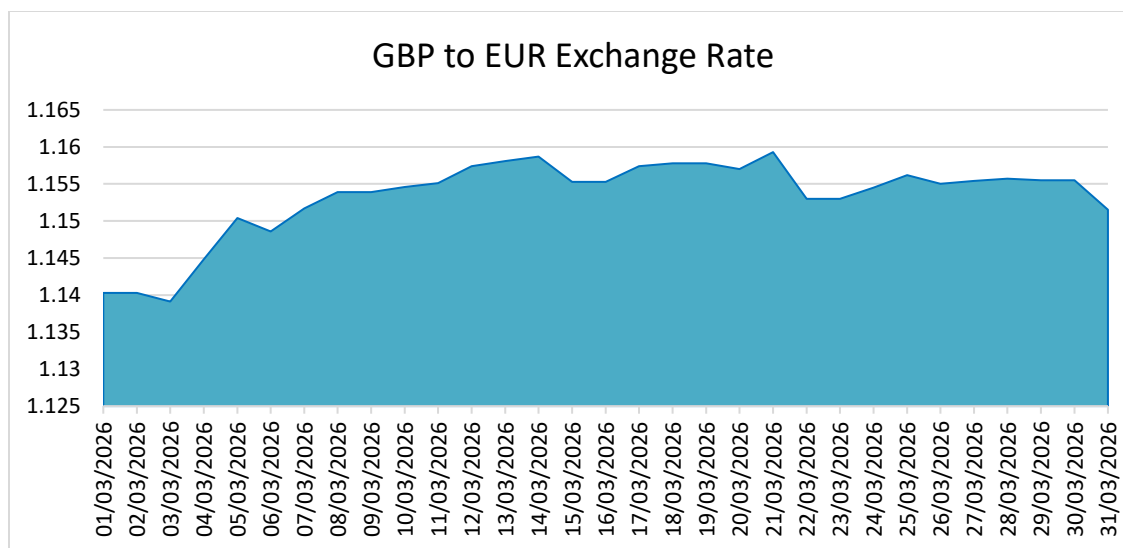


Figure 13 – GBP to EUR Exchange Rate March 2026

6.3 Imbalance Price Generation and Backup Price

Statistics January - March 2026

Price Count	January	February	March	Total
Missed 5 min Prices	25	0	65	90
5min Back Up Prices used	31	29	75	135
Missed 30 min Prices	5	0	12	17
30min Market Back Up Prices	3	2	11	17

Price Definitions

Missed Prices

Prices (30 Min / 5 Min) that have failed to calculate, and no price has been generated; either through the standard methodology or via the Back Up Price.

Back Up Prices

In the context of this report, a Back Up Price refers to a 5-minute price where the Imbalance Price has not been published; the system reverts to the volume weighted average price across all Ex-ante and Intraday timeframes.

Market Back Up Prices

If the Market Operator is unable to calculate any 5-minute Imbalance Prices within a 30 Imbalance Settlement Period; then the Market Back Up Price will be applied. The Imbalance Settlement Price will use the average of the automated Imbalance Price or the replacement 5-minute Back Up Price.

The Day Ahead Back Up Price is a final fallback price that is to be used in the event of a failure of the automated 30 Minute Market Back Up Price. Typically, this price is only used during planned System Releases/Outages and uses the Day-ahead Auction price only.

7 Modifications

7.1 Balancing Market – Trading & Settlement Code Modification Management

The tables that follow give an overview of the activity that took place between 1st January 2026 to 31st March 2026. Table 21 shows the dates and number of Modifications Committee Meetings or other industry engagements that took place over this period.

Meeting	Date	Location
Modifications Committee Meeting 133	4 th March 2026	MS Teams

Table 21 - Balancing Market: Trading & Settlement Code Modifications Committee Meetings

At the Modifications Committee Meeting, decisions are made regarding progressing various Modification Proposals. Table 22 gives an outline of the amount of activity that has taken place over this period.

	January 2026	February 2026	March 2026
Modification Proposal Activity	Total	Total	Total
Raised	0	0	1
Alternative Versions raised	0	0	0
Withdrawn	0	0	0
Deferred	0	0	0
Extension Granted	0	0	0
Recommended for Approval	0	0	1
Recommended for Rejection	0	0	0
Further Work Required	0	0	0
RA Decision Approved	0	0	0
RA Decision Rejected	0	0	0

Table 22 - Modification Proposal Activity

7.2 Balancing Market – Modifications Process Development

Modification Proposals were considered at bimonthly Modifications Committee Meetings held via MS Teams where applicable (see Table 21).

Full details of all modifications progressed during the year are available in the [Balancing Market Modifications section](#) of the SEMO website.

Recommended for Approval

- Mod_05_25 Facilitation of Multiple NEMOs in the SEM

8 SEMO KPI Quarterly Update – Storage Technology Facilitation

Please note, Section 8 - SEMO KPI Quarterly Update – Storage Technology Facilitation has been removed for this quarter as there are no updates.

9 Central Systems

9.1 System Releases

There were no Market System Releases during the months of January – March 2026.

9.2 System Availability

The table below gives the system availability values for the months of January, February, and March of 2026:

	January 2026	February 2026	March 2026
System / Application	Availability %	Availability %	Availability %
Settlements (CSB)	100%	100%	100%
MI	100%	100%	100%
MA	100%	100%	99.60%
Reporting (reports publication in the MPI)	100%	100%	100%
Website (availability)	100%	100%	100%
Average System Availability	100%	100%	99.92%

Table 23 – System Availability: January –March 2026

9.3 Known Issues Report

For details regarding system errors please refer to the Known Issues Report published on the [SEMO website](#).

9.4 Limited Communication Failure (LCF), General Communication Failure (GCF) and General System Failure (GSF)

- There were no LCFs during the months of January – March 2026.
- There was no GCFs during the months of January – March 2026.
- There were no GSFs during the months of January – March 2026.

10 Appendix A: Trading and Settlement Code Breaches

Meter Data Provider Breaches

Settlement Date	Run Type	Provider	Data Type	Delay Description	MDP Target Time	MDP Received Time
06/01/2026	D+1	MRSO	NPEG	Late Submission	07/01/2026 14:00	07/01/2026 14:38
06/01/2026	D+1	MRSO	NPED	Late Submission	07/01/2026 14:00	07/01/2026 14:42
20/01/2026	D+1	SONI	NPEG	Late Submission	21/01/2026 14:00	21/01/2026 17:49
20/01/2026	D+1	SONI	NPED	Late Submission	21/01/2026 14:00	21/01/2026 17:49
21/01/2026	D+1	SONI	ACTA	Late Submission	21/01/2026 14:00	21/01/2026 15:19
21/01/2026	D+1	SONI	DI	Late Submission	21/01/2026 14:00	21/01/2026 15:38
29/01/2026	D+1	SONI	NPEG	Late Submission	30/01/2026 14:00	30/01/2026 16:38
29/01/2026	D+1	SONI	NPED	Late Submission	30/01/2026 14:00	30/01/2026 16:38
02/02/2026	D+1	SONI	NPEG	Late Submission	03/02/2026 14:00	30/01/2026 16:32
02/02/2026	D+1	SONI	NPED	Late Submission	03/02/2026 14:00	30/01/2026 16:32
12/02/2026	D+1	EIRGRID	ACTA	Late Submission	13/02/2026 14:00	13/02/2026 15:21
06/03/2026	D+4	MRSO	NPEG	Late Submission	12/03/2026 17:00	18/03/2026 10:43
06/03/2026	D+4	MRSO	NPED	Late Submission	12/03/2026 17:00	18/03/2026 10:54
07/03/2026	D+4	MRSO	NPEG	Late Submission	12/03/2026 17:00	18/03/2026 10:43
07/03/2026	D+4	MRSO	NPED	Late Submission	12/03/2026 17:00	18/03/2026 10:54
08/03/2026	D+4	MRSO	NPEG	Late Submission	12/03/2026 17:00	18/03/2026 10:43
08/03/2026	D+4	MRSO	NPED	Late Submission	12/03/2026 17:00	18/03/2026 10:54
16/03/2026	D+4	MRSO	NPEG	Late Submission	20/03/2026 17:00	20/03/2026 17:06
16/03/2026	D+4	MRSO	NPED	Late Submission	20/03/2026 17:00	20/03/2026 17:08

Table 24 - Meter Data Provider Breaches: January - March 2026

Market Participant Breaches

Jan-26

PT name	Invoiced period	Market	Default issued due to	Default letter issued	T & SC Breach	Status
Statkraft Markets GmbH	WK_01_2026	BMCRM	Timing	Yes	Major	Closed
Bearna Gaoithe Power Supply Limited	WK_01_2026	BMCRM	Timing	Yes	Major	Closed
Ecopower Supply Limited	WK_02_2026	BMCRM	Timing	Yes	Major	Closed
Odigo Energy ApS	WK_04_2026	BMCRM	Timing	Yes	Major	Closed

Feb-26

PT name	Invoiced period	Market	Default issued due to	Default letter issued	T & SC Breach	Status
Lagan Energy (Ballymena) Limited	WK_07_2026	BMCRM	Timing	Yes	Major	Closed
Templeberry Renewable Energy Supply Limited	WK_08_2026	BMCRM	Timing	Yes	Major	Closed

Mar-26

PT name	Invoiced period	Market	Default issued due to	Default letter issued	T & SC Breach	Status
EP NI ENERGY LIMITED	FEB_2026	MO	Timing	Yes	Major	Closed
RWE Supply & Trading GmbH	WK_11_2026	BMCRM	Timing	Yes	Major	Closed
ELECTROROUTE ENERGY TRADING LIMITED	WK_12_2026	BMCRM	Timing	Yes	Major	Closed

Table 25 - Clearing Default Notices (Major): January – March 2026

Ops Date identified	PT Name/Number	Issue Type	Default Letter Sent	Cause	Resolution	Closed	T & SC Breach
15/01/2026	Limitless Energy Trading ApS - PT_502577	Credit	Y	CCIN was not resolved within the T&S Code timeframes	Cash collateral top up €11k	Yes	Major

Table 26 - Credit Default Notices (Major): January – March 2025

Market Operator Breaches

Settlement Date	Run Type	Party	Issue Type	Description	Cause	Resolution	T&SC Breach	Status
20/01/2026	D+1	SEMO	Late Settlement Data	Late Meter Data Provider (MDP) data	SONI metering data received late	MDP data received and Indicative completed late after target date	Minor	Closed
21/01/2026	D+1	SEMO	Late Settlement Data	Late Actual Availabilities (ACTA) and Dispatch	SONI ACTA and Dis data received late	MDP data received and Indicative completed late on target date	Minor	Closed
22/01/2026	D+1	SEMO	Processing Issue	Issue with Instruction Profiles	IP had to be re-run	IP issue resolved and Indicative completed late after target date	Minor	Closed
28/01/2026	D+1	SEMO	Processing Issue	Issue with Instruction Profiles	IP had to be re-run	IP issue resolved and Indicative completed late after target date	Minor	Closed
28/01/2026	D+1	SEMO	Late Settlement Data	Late Meter Data Provider (MDP) data	SONI metering data received late	MDP data received and Indicative completed late after target date	Minor	Closed
02/02/2026	D+1	SEMO	Late Settlement Data	Late Meter Data Provider (MDP) data	SONI metering data received late	MDP data received and Indicative completed late after target date	Minor	Closed
08/02/2026	D+1	SEMO	Processing Issue	Issue with Instruction Profiles	IP had to be re-run	IP issue resolved and Indicative completed late on the target date	Minor	Closed
12/02/2026	D+1	SEMO	Late Settlement Data	Late Meter Data Provider (MDP) data	Engrid metering data received late	MDP data received and Indicative completed late after target date	Minor	Closed
03/03/2026	D+1	SEMO	Late Settlement Data	Late Meter Data Provider (MDP) data	SONI metering data received late	MDP data received and Indicative completed late after target date	Minor	Closed
07/03/2026	D+1	SEMO	Processing Timeline	Overrun of processing time required	Slower than usual processing times	Processing time resolved and Indicative completed late on target date	Minor	Closed
08/03/2026	D+1	SEMO	Processing Issue	Issue with Instruction Profiles	IP had to be re-run	IP issue resolved and Indicative completed late after the target date	Minor	Closed
25/03/2026	D+1	SEMO	Processing Timeline	Internal System issue	Slower than usual processing times due to an outage	Processing time resolved and Indicative completed late on target date	Minor	Closed

Table 27 - Delays to Indicative Settlement: January- March 2026

Settlement Date	Run Type	Party	Issue Type	Description	Cause	Resolution	T&SC Breach	Status
19/01/2026	D+4	SEMO	Processing Issue	Issue with Instruction Profiles	IP had to be re-run	IP issue resolved and Initial completed late on the target date	Minor	Closed
06/03/2026	D+4	SEMO	Late Settlement Data	Late Meter Data Provider (MDP) data	Inaccurate data received from MRSO	Accurate MDP data received and Initial completed late after target date	Minor	Closed
07/03/2026	D+4	SEMO	Late Settlement Data	Late Meter Data Provider (MDP) data	Inaccurate data received from MRSO	Accurate MDP data received and Initial completed late after target date	Minor	Closed
08/03/2026	D+4	SEMO	Late Settlement Data	Late Meter Data Provider (MDP) data	Inaccurate data received from MRSO	Accurate MDP data received and Initial completed late after target date	Minor	Closed
09/03/2026	D+4	SEMO	Late Settlement Data	Late Meter Data Provider (MDP) data	Inaccurate data received from MRSO	Accurate MDP data received and Initial completed late on target date	Minor	Closed
10/03/2026	D+4	SEMO	Late Settlement Data	Late Meter Data Provider (MDP) data	Inaccurate data received from MRSO	Accurate MDP data received and Initial completed late on target date	Minor	Closed
11/03/2026	D+4	SEMO	Late Settlement Data	Late Meter Data Provider (MDP) data	Inaccurate data received from MRSO	Accurate MDP data received and Initial completed late on target date	Minor	Closed

Table 28 - Delays to Initial Settlement: January – March 2026

SD Due Date	SD Issue	SD business days delayed	Additional publication timeline impacts	Issue resolution status
13/03/2026	The Settlement Document was delayed due to delays in processing and publishing of the Initial Settlement, which was caused by inaccurate data received from MDP.	3 Days	Payments In/Out had to be adjusted for revised Settlement Document publication date.	The data issue was resolved, and the Initial Settlement was published, enabling the Settlement Documents to be published on 19/03/2026.

Table 29 – Delays to Settlement Document Publications (Major): January - March 2026

11 Appendix B: Historical Settlement Information

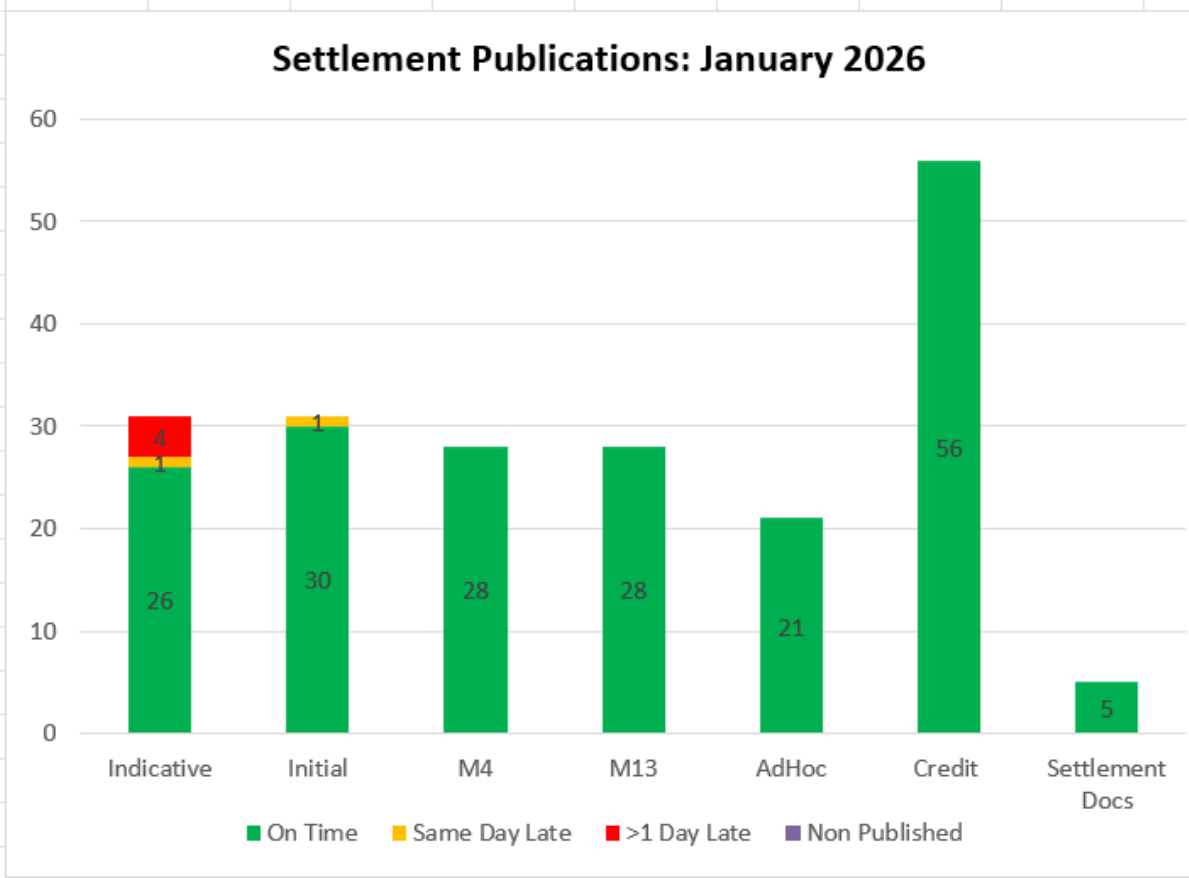


Figure 11 - Settlement Information January 2026

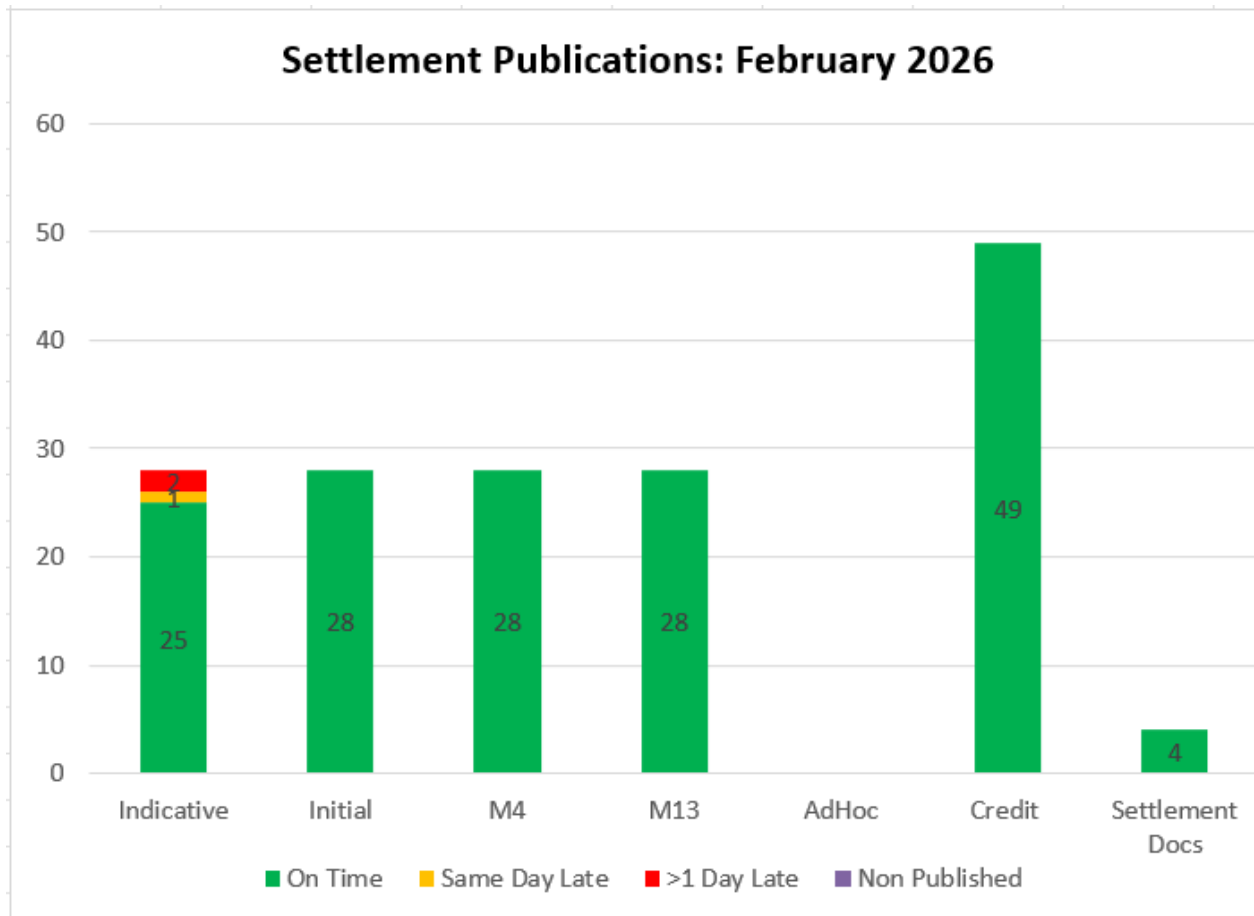


Figure 12 - Settlement Information February 2026 (Graph does not include CRM Adhoc)

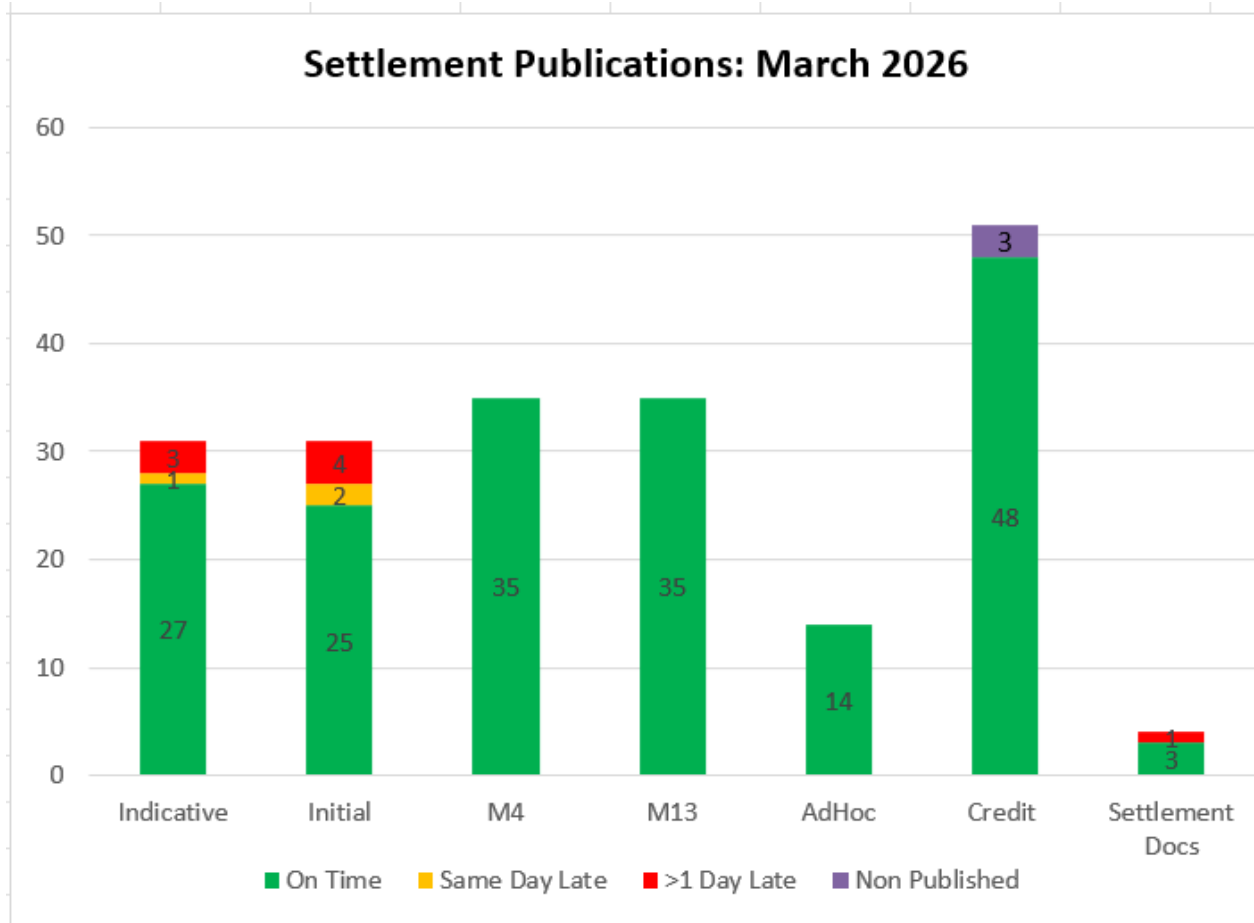


Figure 13 - Settlement Information March 2026

12 Appendix C: Settlement Publication Timings

Indicative Settlement

Settlement Date	Run Type	Target Publication Timeline	Actual Publication Timeline
01/01/2026	Indicative	02/01/2026 17:00	02/01/2026 16:29
02/01/2026	Indicative	05/01/2026 17:00	05/01/2026 14:37
03/01/2026	Indicative	05/01/2026 17:00	05/01/2026 15:04
04/01/2026	Indicative	05/01/2026 17:00	05/01/2026 15:56
05/01/2026	Indicative	06/01/2026 17:00	06/01/2026 15:52
06/01/2026	Indicative	07/01/2026 17:00	07/01/2026 16:13
07/01/2026	Indicative	08/01/2026 17:00	08/01/2026 15:58
08/01/2026	Indicative	09/01/2026 17:00	09/01/2026 15:49
09/01/2026	Indicative	12/01/2026 17:00	12/01/2026 14:23
10/01/2026	Indicative	12/01/2026 17:00	12/01/2026 14:46
11/01/2026	Indicative	12/01/2026 17:00	12/01/2026 15:55
12/01/2026	Indicative	13/01/2026 17:00	13/01/2026 15:52
13/01/2026	Indicative	14/01/2026 17:00	14/01/2026 15:52
14/01/2026	Indicative	15/01/2026 17:00	15/01/2026 15:54
15/01/2026	Indicative	16/01/2026 17:00	16/01/2026 15:51
16/01/2026	Indicative	19/01/2026 17:00	19/01/2026 15:21
17/01/2026	Indicative	19/01/2026 17:00	19/01/2026 15:47
18/01/2026	Indicative	19/01/2026 17:00	19/01/2026 16:43
19/01/2026	Indicative	20/01/2026 17:00	20/01/2026 15:54
20/01/2026	Indicative	21/01/2026 17:00	22/01/2026 10:19
21/01/2026	Indicative	22/01/2026 17:00	22/01/2026 17:38
22/01/2026	Indicative	23/01/2026 17:00	26/01/2026 13:06
23/01/2026	Indicative	26/01/2026 17:00	26/01/2026 15:06
24/01/2026	Indicative	26/01/2026 17:00	26/01/2026 15:33
25/01/2026	Indicative	26/01/2026 17:00	26/01/2026 15:59
26/01/2026	Indicative	27/01/2026 17:00	27/01/2026 15:52
27/01/2026	Indicative	28/01/2026 17:00	28/01/2026 15:56
28/01/2026	Indicative	29/01/2026 17:00	30/01/2026 11:02
29/01/2026	Indicative	30/01/2026 17:00	03/02/2026 09:31
30/01/2026	Indicative	03/02/2026 17:00	03/02/2026 10:13
31/01/2026	Indicative	03/02/2026 17:00	03/02/2026 10:56

Table 30 – Indicative Settlement Publication times January 2026

Settlement Date	Run Type	Target Publication Timeline	Actual Publication Timeline
01/02/2026	Indicative	03/02/2026 17:00	03/02/2026 11:26
02/02/2026	Indicative	03/02/2026 17:00	04/02/2026 11:04
03/02/2026	Indicative	04/02/2026 17:00	04/02/2026 15:53
04/02/2026	Indicative	05/02/2026 17:00	05/02/2026 16:00
05/02/2026	Indicative	06/02/2026 17:00	06/02/2026 16:40
06/02/2026	Indicative	09/02/2026 17:00	09/02/2026 15:24
07/02/2026	Indicative	09/02/2026 17:00	09/02/2026 16:53
08/02/2026	Indicative	09/02/2026 17:00	09/02/2026 17:24
09/02/2026	Indicative	10/02/2026 17:00	10/02/2026 15:51
10/02/2026	Indicative	11/02/2026 17:00	11/02/2026 15:51
11/02/2026	Indicative	12/02/2026 17:00	12/02/2026 15:51
12/02/2026	Indicative	13/02/2026 17:00	16/02/2026 11:00
13/02/2026	Indicative	16/02/2026 17:00	16/02/2026 13:43
14/02/2026	Indicative	16/02/2026 17:00	16/02/2026 14:06
15/02/2026	Indicative	16/02/2026 17:00	16/02/2026 16:14
16/02/2026	Indicative	17/02/2026 17:00	17/02/2026 15:58
17/02/2026	Indicative	18/02/2026 17:00	18/02/2026 15:58
18/02/2026	Indicative	19/02/2026 17:00	19/02/2026 15:52
19/02/2026	Indicative	20/02/2026 17:00	20/02/2026 15:59
20/02/2026	Indicative	23/02/2026 17:00	23/02/2026 14:34
21/02/2026	Indicative	23/02/2026 17:00	23/02/2026 15:03
22/02/2026	Indicative	23/02/2026 17:00	23/02/2026 15:48
23/02/2026	Indicative	24/02/2026 17:00	24/02/2026 16:00
24/02/2026	Indicative	25/02/2026 17:00	25/02/2026 15:49
25/02/2026	Indicative	26/02/2026 17:00	26/02/2026 16:00
26/02/2026	Indicative	27/02/2026 17:00	27/02/2026 15:51
27/02/2026	Indicative	02/03/2026 17:00	02/03/2026 14:34
28/02/2026	Indicative	02/03/2026 17:00	02/03/2026 15:03

Table 31 – Indicative Settlement Publication times February 2026

Settlement Date	Run Type	Target Publication Timeline	Actual Publication Timeline
01/03/2026	Indicative	02/03/2026 17:00	02/03/2026 15:56
02/03/2026	Indicative	03/03/2026 17:00	03/03/2026 15:55
03/03/2026	Indicative	04/03/2026 17:00	05/03/2026 11:51
04/03/2026	Indicative	05/03/2026 17:00	05/03/2026 15:57
05/03/2026	Indicative	06/03/2026 17:00	06/03/2026 15:53
06/03/2026	Indicative	09/03/2026 17:00	09/03/2026 16:57
07/03/2026	Indicative	09/03/2026 17:00	09/03/2026 17:22
08/03/2026	Indicative	09/03/2026 17:00	10/03/2026 15:30
09/03/2026	Indicative	10/03/2026 17:00	10/03/2026 16:59
10/03/2026	Indicative	11/03/2026 17:00	11/03/2026 15:48
11/03/2026	Indicative	12/03/2026 17:00	12/03/2026 15:54
12/03/2026	Indicative	13/03/2026 17:00	13/03/2026 00:00
13/03/2026	Indicative	16/03/2026 17:00	16/03/2026 15:14
14/03/2026	Indicative	16/03/2026 17:00	16/03/2026 15:41
15/03/2026	Indicative	16/03/2026 17:00	16/03/2026 16:07
16/03/2026	Indicative	18/03/2026 17:00	18/03/2026 14:20
17/03/2026	Indicative	18/03/2026 17:00	18/03/2026 16:07
18/03/2026	Indicative	19/03/2026 17:00	19/03/2026 15:55
19/03/2026	Indicative	20/03/2026 17:00	20/03/2026 15:56
20/03/2026	Indicative	23/03/2026 17:00	23/03/2026 14:55
21/03/2026	Indicative	23/03/2026 17:00	20/03/2026 15:21
22/03/2026	Indicative	23/03/2026 17:00	23/03/2026 16:04
23/03/2026	Indicative	24/03/2026 17:00	24/03/2026 15:50
24/03/2026	Indicative	25/03/2026 17:00	25/03/2026 16:10
25/03/2026	Indicative	26/03/2026 17:00	27/03/2026 10:17
26/03/2026	Indicative	27/03/2026 17:00	27/03/2026 16:48
27/03/2026	Indicative	30/03/2026 17:00	30/03/2026 14:36
28/03/2026	Indicative	30/03/2026 17:00	30/03/2026 15:02
29/03/2026	Indicative	30/03/2026 17:00	30/03/2026 15:50
30/03/2026	Indicative	31/03/2026 17:00	31/03/2026 16:44
31/03/2026	Indicative	01/04/2026 17:00	01/04/2026 15:54

Table 32 – Indicative Settlement Publication times March 2026

Initial Settlement

Settlement Date	Run Type	Target Publication Timeline	Actual Publication Timeline
01/01/2026	Initial	08/01/2026 12:00	08/01/2026 10:21
02/01/2026	Initial	09/01/2026 12:00	08/01/2026 16:06
03/01/2026	Initial	09/01/2026 12:00	08/01/2026 17:14
04/01/2026	Initial	09/01/2026 12:00	09/01/2026 10:49
05/01/2026	Initial	12/01/2026 12:00	12/01/2026 10:26
06/01/2026	Initial	13/01/2026 12:00	13/01/2026 10:26
07/01/2026	Initial	14/01/2026 12:00	14/01/2026 10:23
08/01/2026	Initial	15/01/2026 12:00	15/01/2026 10:21
09/01/2026	Initial	16/01/2026 12:00	15/01/2026 16:08
10/01/2026	Initial	16/01/2026 12:00	15/01/2026 16:39
11/01/2026	Initial	16/01/2026 12:00	16/01/2026 10:28
12/01/2026	Initial	19/01/2026 12:00	19/01/2026 10:21
13/01/2026	Initial	20/01/2026 12:00	20/01/2026 10:30
14/01/2026	Initial	21/01/2026 12:00	21/01/2026 10:22
15/01/2026	Initial	22/01/2026 12:00	22/01/2026 10:26
16/01/2026	Initial	23/01/2026 12:00	22/01/2026 14:51
17/01/2026	Initial	23/01/2026 12:00	22/01/2026 15:58
18/01/2026	Initial	23/01/2026 12:00	23/01/2026 10:33
19/01/2026	Initial	26/01/2026 12:00	26/01/2026 14:16
20/01/2026	Initial	27/01/2026 12:00	27/01/2026 10:23
21/01/2026	Initial	28/01/2026 12:00	28/01/2026 10:32
22/01/2026	Initial	29/01/2026 12:00	29/01/2026 10:21
23/01/2026	Initial	30/01/2026 12:00	29/01/2026 14:20
24/01/2026	Initial	30/01/2026 12:00	29/01/2026 15:12
25/01/2026	Initial	30/01/2026 12:00	30/01/2026 10:27
26/01/2026	Initial	03/02/2026 12:00	03/02/2026 10:27
27/01/2026	Initial	03/02/2026 12:00	03/02/2026 10:26
28/01/2026	Initial	04/02/2026 12:00	04/02/2026 10:24
29/01/2026	Initial	05/02/2026 12:00	05/02/2026 10:24
30/01/2026	Initial	06/02/2026 12:00	05/02/2026 14:15
31/01/2026	Initial	06/02/2026 12:00	05/02/2026 15:37

Table 33 – Initial Settlement Publication times January 2026

Settlement Date	Run Type	Target Publication Timeline	Actual Publication Timeline
01/02/2026	Initial	06/02/2026 12:00	06/02/2026 10:25
02/02/2026	Initial	09/02/2026 12:00	09/02/2026 11:03
03/02/2026	Initial	10/02/2026 12:00	10/02/2026 11:02
04/02/2026	Initial	11/02/2026 12:00	11/02/2026 11:13
05/02/2026	Initial	12/02/2026 12:00	12/02/2026 10:25
06/02/2026	Initial	13/02/2026 12:00	12/02/2026 17:12
07/02/2026	Initial	13/02/2026 12:00	12/02/2026 17:37
08/02/2026	Initial	13/02/2026 12:00	13/02/2026 10:28
09/02/2026	Initial	16/02/2026 12:00	16/02/2026 10:22
10/02/2026	Initial	17/02/2026 12:00	17/02/2026 10:20
11/02/2026	Initial	18/02/2026 12:00	18/02/2026 10:20
12/02/2026	Initial	19/02/2026 12:00	19/02/2026 10:24
13/02/2026	Initial	20/02/2026 12:00	19/02/2026 14:29
14/02/2026	Initial	20/02/2026 12:00	19/02/2026 16:34
15/02/2026	Initial	20/02/2026 12:00	20/02/2026 10:55
16/02/2026	Initial	23/02/2026 12:00	23/02/2026 10:30
17/02/2026	Initial	24/02/2026 12:00	24/02/2026 10:34
18/02/2026	Initial	25/02/2026 12:00	25/02/2026 10:40
19/02/2026	Initial	26/02/2026 12:00	26/02/2026 10:36
20/02/2026	Initial	27/02/2026 12:00	26/02/2026 14:44
21/02/2026	Initial	27/02/2026 12:00	26/02/2026 15:45
22/02/2026	Initial	27/02/2026 12:00	27/02/2026 10:20
23/02/2026	Initial	02/03/2026 12:00	02/03/2026 11:02
24/02/2026	Initial	03/03/2026 12:00	03/03/2026 10:29
25/02/2026	Initial	04/03/2026 12:00	04/03/2026 11:13
26/02/2026	Initial	05/03/2026 12:00	05/03/2026 10:26
27/02/2026	Initial	06/03/2026 12:00	05/03/2026 17:40
28/02/2026	Initial	06/03/2026 12:00	05/03/2026 18:07

Table 34 – Initial Settlement Publication times February 2026

Settlement Date	Run Type	Target Publication Timeline	Actual Publication Timeline
01/03/2026	Initial	06/03/2026 12:00	06/03/2026 11:12
02/03/2026	Initial	09/03/2026 12:00	09/03/2026 10:38
03/03/2026	Initial	10/03/2026 12:00	10/03/2026 11:07
04/03/2026	Initial	11/03/2026 12:00	11/03/2026 10:53
05/03/2026	Initial	12/03/2026 12:00	12/03/2026 10:24
06/03/2026	Initial	12/03/2026 12:00	18/03/2026 16:01
07/03/2026	Initial	12/03/2026 12:00	18/03/2026 16:27
08/03/2026	Initial	13/03/2026 12:00	18/03/2026 16:27
09/03/2026	Initial	16/03/2026 12:00	18/03/2026 17:13
10/03/2026	Initial	18/03/2026 12:00	18/03/2026 17:37
11/03/2026	Initial	18/03/2026 12:00	18/03/2026 18:01
12/03/2026	Initial	19/03/2026 12:00	19/03/2026 10:24
13/03/2026	Initial	20/03/2026 12:00	20/03/2026 09:21
14/03/2026	Initial	20/03/2026 12:00	20/03/2026 09:47
15/03/2026	Initial	20/03/2026 12:00	20/03/2026 10:24
16/03/2026	Initial	23/03/2026 12:00	23/03/2026 11:40
17/03/2026	Initial	24/03/2026 12:00	24/03/2026 10:27
18/03/2026	Initial	25/03/2026 12:00	25/03/2026 10:48
19/03/2026	Initial	26/03/2026 12:00	26/03/2026 10:27
20/03/2026	Initial	27/03/2026 12:00	27/03/2026 08:54
21/03/2026	Initial	27/03/2026 12:00	27/03/2026 09:17
22/03/2026	Initial	27/03/2026 12:00	27/03/2026 11:06
23/03/2026	Initial	30/03/2026 12:00	30/03/2026 10:24
24/03/2026	Initial	31/03/2026 12:00	31/03/2026 10:26
25/03/2026	Initial	01/04/2026 12:00	01/04/2026 10:27
26/03/2026	Initial	02/04/2026 12:00	02/04/2026 10:22
27/03/2026	Initial	03/04/2026 12:00	02/04/2026 16:50
28/03/2026	Initial	03/04/2026 12:00	02/04/2026 17:16

Table 35 – Initial Settlement Publication times March 2026

13 Appendix D: List of Queries by Type

Date Sent	Due Date	Query Ref No.	Charge Component
09/01/2026	05/02/2026	#29255	CDISCOUNT
21/01/2026	18/02/2026	#29344	CFC
30/01/2026	27/02/2026	#29404	CFC
16/02/2026	13/03/2026	#29544	CIMB
09/01/2026	06/02/2026	#29253	CUNIMB
27/01/2026	24/02/2026	#29387	CUNIMB
06/02/2026	05/03/2026	#29468	CUNIMB
10/03/2026	09/04/2026	#29743	CDISCOUNT

Table 36 – Not Upheld Queries: January - March 2026

Date Sent	Due Date	Query Ref No.	Charge Component
20/03/2026	20/04/2026	#29827	N/A
25/03/2026	23/04/2026	#29869	N/A
27/03/2026	27/04/2026	#29887	N/A
30/03/2026	28/04/2026	#29901	N/A
30/03/2026	28/04/2026	#29902	N/A
30/03/2026	28/04/2026	#29903	N/A
30/03/2026	28/04/2026	#29904	N/A
30/03/2026	28/04/2026	#29905	N/A
30/03/2026	28/04/2026	#29906	N/A
30/03/2026	28/04/2026	#29907	N/A
30/03/2026	28/04/2026	#29908	N/A

Table 37 – Under review Queries: January - March 2026

Date Sent	Due Date	Query Ref No.	Charge Component
05/01/2026	30/01/2026	#29184	CIMB
07/01/2026	18/02/2026	#29216	CUNIMB
16/01/2026	13/02/2026	#29313	CIMB
19/01/2026	16/02/2026	#29319	CIMB
22/01/2026	19/02/2026	#29354	CCP
27/01/2026	24/02/2026	#29381	CUNIMB
30/01/2026	27/02/2026	#29411	CFC
06/02/2026	05/03/2026	#29484	CIMB
06/02/2026	05/03/2026	#29485	CIMB
06/02/2026	05/03/2026	#29483	CIMB
06/02/2026	05/03/2026	#29482	CIMB
06/02/2026	05/03/2026	#29469	CUNIMB

10/02/2026	09/03/2026	#29504	CFC
13/02/2026	27/03/2026	#29540	CUNIMB
16/02/2026	13/03/2026	#29555	CIMB
16/02/2026	13/03/2026	#29556	CIMB
16/02/2026	13/03/2026	#29557	CIMB
23/02/2026	20/03/2026	#29598	CIMB
23/02/2026	20/03/2026	#29599	CIMB
23/02/2026	20/03/2026	#29600	CIMB
24/02/2026	24/03/2026	#29631	CIMB
24/02/2026	24/03/2026	#29630	CIMB
26/02/2026	26/03/2026	#29652	CIMB
26/02/2026	26/03/2026	#29653	CIMB
27/02/2026	27/03/2026	#29647	CIMB
27/02/2026	27/03/2026	#29654	CUNIMB
04/03/2026	01/04/2026	#29695	CFC
04/03/2026	01/04/2026	#29694	CUNIMB
10/03/2026	09/04/2026	#29742	CDISCOUNT
10/03/2026	09/04/2026	#29737	CFC
10/03/2026	09/04/2026	#29738	CIMB
11/03/2026	10/04/2026	#29745	CFC
13/03/2026	14/04/2026	#29772	CIMB
19/03/2026	17/04/2026	#29814	CIMB
24/03/2026	21/04/2026	#29842	CPREMIUM
31/03/2026	29/04/2026	#29912	CCP
31/03/2026	29/04/2026	#29913	CCP

Table 38 - Upheld Queries: January - March 2026