

# Market Operator's Quarterly Performance Report

July - September 2024



## Contents

Executive Summary.....	4
1 Joining and Terminating Parties and Units .....	5
1.1 Balancing Market .....	5
1.2 Termination of Participants.....	7
1.3 Suspension of Participants .....	7
2 Trading and Settlement Code Breaches .....	5
3 Balancing Market Settlements.....	9
3.1 Indicative and Initial Settlement Runs (includes daily BALIMB, MO and CRM).....	9
3.2 Settlement Documents .....	10
3.3 M+4, M+13 and Ad-hoc Resettlement.....	11
3.4 Credit Reports Publications.....	12
4 Financial Statistics .....	12
4.1 Cash Flow positions for Balancing Market, Capacity Market and Market Operator Charges.....	13
4.2 Financial Changes between Initial Settlement and Subsequent Reruns .....	14
5 Query Management.....	18
5.1 General Queries .....	18
5.2 Settlement Queries .....	19
5.3 Disputes.....	19
6 Imbalance Price.....	20
6.1 Imbalance Price.....	20
6.2 Exchange Rate .....	24
6.3 Imbalance Price Generation and Backup Price .....	25
7 Modifications .....	27
7.1 Balancing Market – Trading & Settlement Code Modification Management .....	27
7.2 Balancing Market - Modifications Process Development.....	28
8 SEMO KPI Quarterly Update – Storage Technology Facilitation.....	29
9 Central Systems.....	29
9.1 System Releases .....	30
9.2 System Availability .....	30
9.3 Known Issues Report.....	30

9.4 Limited Communication Failure (LCF), General Communication Failure (GCF) and General System Failure (GSF).....	31
10 Appendix A: Trading and Settlement Code Breaches.....	32
11 Appendix B: Historical Settlement Information.....	34
12 Appendix C: Settlement Publication Timings.....	36
13 Appendix D: List of Queries by Type .....	42

## Executive Summary

On 1 October 2018 the revised Single Electricity Market (SEM) went live and is now the enduring operational electricity market in Ireland and Northern Ireland.

This Single Electricity Market Operator's (SEMO) performance report covers the months of July, August and September 2024 of operation and is published in accordance with section B.16.2 of the Trading and Settlement Code and the SEM Committee decision paper issued for the Legacy SEM market.

During this period:

- 8 new Parties joined the market, 9 units De-Registered and 19 new Units registered in the market.
- 13 out of 13 Settlement Documents issued on time.
- There were 5 late publications of Indicative and 1 late publication of Initial Settlement runs as per the Trading and Settlement Code timelines.
- There were 10 payment defaults by 7 Participants.
- There were 4 Credit defaults by 2 Participant as per the Trading and Settlement code timelines.
- There was a Trading and Settlement code Emergency Modifications Committee Meeting 124B held on Thursday, 19<sup>th</sup> September 2024.
- 3 RA Decisions were received.
- 502 general queries were received, and 501 general queries were resolved, with 13 in progress as of 30<sup>th</sup> of September 2024.

SEMO welcomes all comments on the contents of this report. Comments should be sent preferably in email format to [info@sem-o.com](mailto:info@sem-o.com). The intention is for SEMO and the Regulatory Authorities to consult on the framework for reporting based on comments and feedback received and to implement any revisions where necessary.

# 1 Joining and Terminating Parties and Units

## 1.1 Balancing Market

8 new Parties went effective in the Market between 01 July 2024 to 30 September 2024:

Party Name	Party ID	Effective date
Quent ApS	PY_034176	10/07/2024
Timahoe North Supply DAC	PY_034180	28/08/2024
Cobblestone Energy DMCC	PY_034187	04/09/2024
Aresource ApS	PY_034188	10/07/2024
Derrinlough Wind Farm Supply DAC	PY_034189	04/09/2024
EirGrid (as Interconnector Administrator for Greenlink)	IA_GRNLK	31/07/2024
Greenlink Interconnector	IO_GRNLK	31/07/2024
EirGrid (as TSO for Greenlink)	TSO_GRNLK	31/07/2024

**Table 1 – Parties who joined the market: July - September 2024**

9 units De-Registered from the Market between 01 July 2024 to 30 September 2024

Party Name	Party ID	Participant ID	Unit ID	Effective date
SSE Generation Ireland Ltd	PY_000071	PT_400064	GU_400750	11/09/2024
SSE Generation Ireland Ltd	PY_000071	PT_400064	GU_400751	11/09/2024
SSE Generation Ireland Ltd	PY_000071	PT_400064	GU_400752	11/09/2024
SSE Generation Ireland Ltd	PY_000071	PT_400064	GU_400753	11/09/2024
SSE Generation Ireland Ltd	PY_000071	PT_400064	SU_400134	11/09/2024
Statkraft Markets GmbH	PY_034046	PT_402540	GU_406540	25/09/2024
Statkraft Markets GmbH	PY_034046	PT_402540	GU_406570	31/07/2024
Calvi Energy Services Limited	PY_034109	PT_402587	AU_400135	21/08/2024
Quent ApS	PY_034176	PT_502559	AU_500144	10/07/2024

**Table 2 – De-Registrations: July - September 2024**

19 new Units went effective in the Market between 01 July 2024 to 30 September 2024

Party Name	Party ID	Participant ID	Unit ID	Effective Date
EirGrid (as Interconnector Administrator for Greenlink)	IA_GRNLK	IA_GRNLK	IEU_ROIGRLK	31/07/2024
Greenlink Interconnector	IO_GRNLK	IO_GRNLK	I_ROIGRLK	31/07/2024
Yuno Limited	PY_000087	PT_400080	SU_400400	10/07/2024
Yuno Limited	PY_000087	PT_400080	SU_400401	10/07/2024
Microsoft Energy Ireland Limited	PY_000176	PT_400220	GU_407340	31/07/2024
Microsoft Energy Ireland Limited	PY_000176	PT_400220	GU_407330	25/09/2024
European Commodity Clearing	PY_000254	PT_400310	AU_400149	31/07/2024
Cloncreen Wind Farm Supply DAC	PY_034137	PT_402608	GU_407320	21/08/2024
FluxSmart Ltd	PY_034139	PT_402609	AU_400164	14/08/2024
FluxSmart Ltd	PY_034139	PT_402609	AU_400164	14/08/2024
Quent ApS	PY_034176	PT_502559	AU_500152	10/07/2024
Quent ApS	PY_034176	PT_502559	AU_500153	10/07/2024
Timahoe North Supply DAC	PY_034180	PT_402633	GU_406590	28/08/2024
Timahoe North Supply DAC	PY_034180	PT_402633	SU_400398	28/08/2024
Cobblestone Energy DMCC	PY_034187	PT_402638	AU_400161	04/09/2024
Arosorce ApS	PY_034188	PT_502564	AU_500148	10/07/2024
Derrinlough Wind Farm Supply DAC	PY_034189	PT_402639	GU_406620	04/09/2024
Derrinlough Wind Farm Supply DAC	PY_034189	PT_402639	SU_400402	04/09/2024
EirGrid (as TSO for Greenlink)	TSO_GRNLK	TSO_GRNLK	IRCU_ROIGRLK	31/07/2024

**Table 3 – Registrations: July - September 2024**

## **1.2 Termination of Participants**

There were no terminating parties between 01 July 2024 to 30 September 2024.

## **1.3 Suspension of Participants**

No suspension orders were issued by the Market Operator between 01 July 2024 to 30 September 2024.

## 2 Trading and Settlement Code Breaches

Breaches of the Trading and Settlement Code were noted in the following areas:

July 2024 Trading and Settlement Code Breaches			
Area		Major	Minor
Data Providers		-	2
Market Participants	Clearing	2	-
	Credit Risk Management	3	-
Market Operator	Balancing Market Settlement	-	2
	Clearing	-	-
	Credit Risk Management	1	1
	Other		
<b>Total</b>		<b>6</b>	<b>5</b>
August 2024 Trading and Settlement Code Breaches			
Data Providers		-	1
Market Participants	Clearing	4	-
	Credit Risk Management	1	-
Market Operator	Balancing Market Settlement	-	-
	Clearing	-	-
	Credit Risk Management	-	-
	Other		
<b>Total</b>		<b>5</b>	<b>1</b>
September 2024 Trading and Settlement Code Breaches			
Data Providers		-	-
Market Participants	Clearing	4	-
	Credit Risk Management	-	-
Market Operator	Balancing Market Settlement	-	4
	Clearing	-	-
	Credit Risk Management	-	-
	Other		
<b>Total</b>		<b>4</b>	<b>4</b>

**Table 4 – Trading and Settlement Code Breaches: July – September 2024**

Further details of each of the Trading and Settlement Code breaches noted above are set out in **Appendix A**.

Key:

- Major Breach - late publishing of settlement documents, default notices issued for non-payment or similar.
- Minor Breach - deadlines not met, but no financial implication to Participants. This includes late posting of settlement runs.



### 3 Balancing Market Settlements

#### 3.1 Indicative and Initial Settlement Runs (includes daily BALIMB, MO and CRM)

For Historical information please see **Appendix B** – Historical Settlement Information.

The following series of tables and graphs represents the publications of Indicative and Initial Settlement runs. Every working day SEMO is obliged to issue Indicative and Initial settlement run statements.

Settlement Runs completed July 01/07/2024 – 31/07/2024		
	Indicative	Initial
On Time	29	31
Same Day Late	0	0
> 1 Day Late	2	0
<b>Total runs</b>	<b>31</b>	<b>31</b>
Settlement Runs completed August 01/08/2024 – 31/08/2024		
On Time	31	31
Same Day Late	0	0
> 1 Day Late	0	0
<b>Total runs</b>	<b>31</b>	<b>31</b>
Settlement Runs completed September 01/09/2024 – 30/09/2024		
On Time	27	29
Same Day Late	2	1
> 1 Day Late	1	0
<b>Total runs</b>	<b>30</b>	<b>30</b>

Table 5 - Settlement Runs Completed: July – September 2024

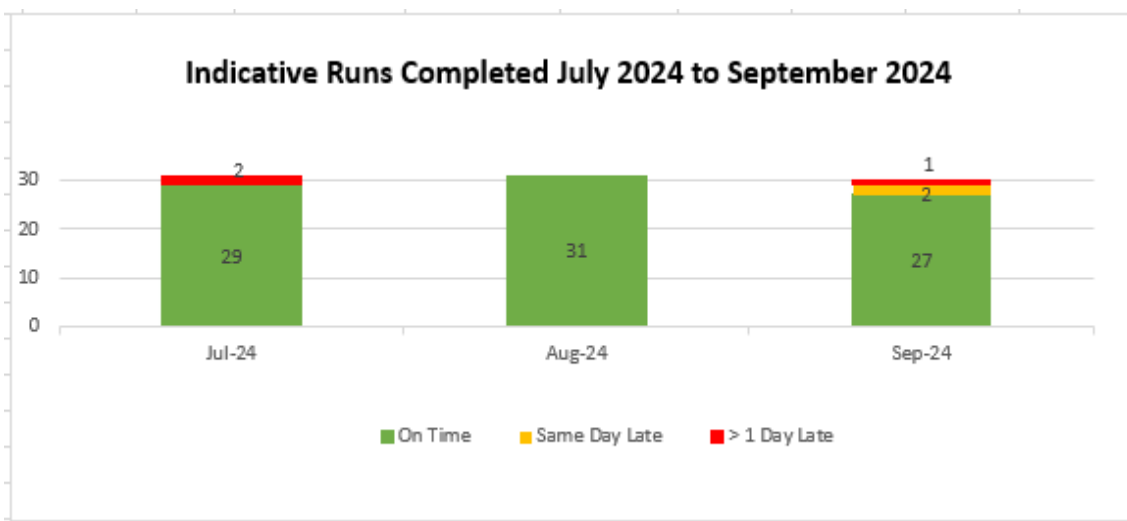


Figure 1 - Indicative Settlement Runs Completed

Further details on publication times can be found in **Appendix C**.

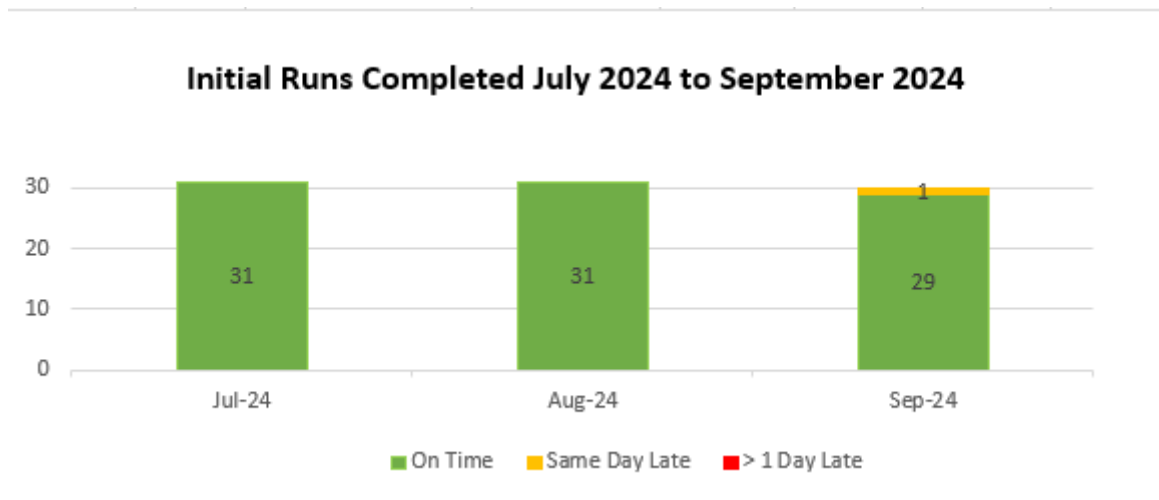


Figure 2 - Initial Settlement Runs Completed

Further details on publication times can be found in **Appendix C**.

### 3.2 Settlement Documents

The following table represents the publications of Initial Settlement Documents. SEMO is obliged to issue initial Settlement Documents 5 working days after the last day of the billing period.

Settlement Documents Completed			
	July 2024 No. of Weeks	August 2024 No. of Weeks	September 2024 No. of Weeks
On Time	4	4	5
Same Day Late	0	0	0
>1 Day Late	0	0	0
<b>Total Runs</b>	4	4	5

Table 6 - Settlement Documents completed: July - September 2024

### 3.3 M+4, M+13 and Ad-hoc Resettlement

The following tables represents the publications of Resettlement runs for the months of July, August, and September 2024.

Resettlement Runs for Operational Dates July 01/07/2024 – 31/07/2024			
Resettlement Run	Number Billing Periods Resettled	Resettlement Period Start Date	Resettlement Period End Date
<b>M+4</b>	4	03/03/2024	30/03/2024
<b>M+13</b>	4	04/06/2023	01/07/2023
<b>Ad-Hoc</b>	-	-	-
Resettlement Runs for Operational Dates August 01/08/2024 - 31/08/2024			
<b>M+4</b>	5	31/03/2024	04/05/2024
<b>M+13</b>	4	02/07/2023	05/08/2023
<b>Ad-Hoc</b>	5	28/06/2020 27/06/2021 15/08/2021 11/06/2023 16/06/2024	04/07/2020 03/07/2021 21/08/2021 17/06/2023 22/06/2024
Resettlement Runs for Operational Dates September 01/09/2024 - 30/09/2024			
<b>M+4</b>	4	05/05/2024	01/06/2024
<b>M+13</b>	5	06/08/2023	02/09/2023
<b>Ad-Hoc</b>	2	31/10/2021 07/07/2024	06/11/2021 13/07/2024

**Table 7 – Resettlement Runs for Operational Periods: July – September 2024**

### 3.4 Credit Reports Publications

**July 2024:** 52 Credit reports published on time, out of an expected 54 Credit reports.

**August 2024:** 54 Credit reports published on time, out of an expected 54 Credit reports.

**September 2024:** 53 Credit reports published on time, out of an expected 53 Credit reports.

Credit Report Summary			
	July 2024	August 2024	September 2024
Published	52	54	53
Delayed	1	-	-
Not Published	1	-	-

Table 8 – Credit Report Summary: July – September 2024

## 4 Financial Statistics

### 4.1 Cash Flow positions for Balancing Market, Capacity Market and Market Operator Charges

The Balancing Market reflects actions taken by the TSOs to keep the system balanced, for example, for differences between the market schedule and actual system demand. It determines the imbalance settlement price for settlement of these balancing actions. This includes any uninstructed deviations from a participant's notified ex-ante position.

- Positive values indicate Payments were greater than Charges
- Negative values indicate Charges were greater than Payments
- All figures are in Euro

All data displayed in this section displays Initial data from 01 July 2024 to 30 September 2024:

Balancing Market Cash Flow Position				
Component	July	August	September	Total
CDISCOUNT	12,768,014	31,750,785	13,369,547	57,888,346
CPREMIUM	9,806,150	31,726,965	11,904,578	53,437,693
CFC	8,996,703	18,778,514	3,065,325	30,840,542
CSOCDIFFP	459,236	450,504	463,898	1,373,638
CABBPO	3,919	50,224	17,149	71,292
CDIFFCWD	-4,835	-5,777	-5,046	-15,658
CTEST	-82,229	-113,931	-19,513	-215,673
CCA	-87,561	-104,797	-87,739	-280,097
CAOOPO	-70,689	-274,243	-317,028	-661,961
CCURL	-77,938	-621,235	-504,678	-1,203,852
CUNIMB	-676,417	-1,032,815	-446,908	-2,156,140
CREV	-2,021,995	-2,415,080	-2,083,372	-6,520,447
CIMB	-3,638,958	-1,042,782	-3,888,579	-8,570,319
CIMP	-34,820,805	-41,678,890	-34,882,379	-111,382,074
<b>Grand Total</b>	<b>-9,447,405</b>	<b>35,467,441</b>	<b>-13,414,746</b>	<b>12,605,290</b>

Table 9 - Balancing Market Cash Flow Position: July – September 2024

The Capacity Market is designed to help ensure that the generation capacity in Ireland and Northern Ireland (including Storage, Demand Side Units and Interconnector capacity) is sufficient to meet demand and that the regulatory approved generation adequacy standard is satisfied.

<b>Capacity Market Cash Flow Position</b>				
<b>Component</b>	<b>July</b>	<b>August</b>	<b>September</b>	<b>Total</b>
CCP	37,550,746	38,118,521	36,893,425	112,562,691
CCC	-35,325,880	-34,654,125	-35,684,470	-105,664,475
<b>Total</b>	<b>2,224,866</b>	<b>3,464,396</b>	<b>1,208,955</b>	<b>6,898,216</b>

Table 10 - Capacity Market Cash Flow Position: July – September 2024

Market Operator charges are used to recover the costs of administering the market:

<b>Market Operator Charges</b>				
<b>Component</b>	<b>July</b>	<b>August</b>	<b>September</b>	<b>Total</b>
CMOAV	-2,584	-2,593	-2,607	-7,784
CMOAU	-105,628	-105,739	-104,488	-315,856
CVMO	-1,812,167	-1,777,404	-1,814,659	-5,404,231
<b>Total</b>	<b>-1,920,380</b>	<b>-1,885,737</b>	<b>-1,921,754</b>	<b>-5,727,871</b>

Table 11 - Market Operator Charges: July – September 2024

#### 4.2 Financial Changes between Initial Settlement and Subsequent Reruns

Please see below tables outlining which weeks were processed via resettlement in this quarter.

<b>M+4 BALIMB Resettlement processing</b>		
<b>Operational Month</b>	<b>Billing week start</b>	<b>Billing week end</b>
July	03/03/2024	09/03/2024
July	10/03/2024	16/03/2024
July	17/03/2024	23/03/2024
July	24/03/2024	30/03/2024
August	31/03/2024	06/04/2024
August	07/04/2024	13/04/2024
August	14/04/2024	20/04/2024
August	21/04/2024	27/04/2024
September	28/04/2024	04/05/2024
September	05/05/2024	11/05/2024
September	12/05/2024	18/05/2024
September	19/05/2024	25/05/2024
September	26/05/2024	01/06/2024

Table 12 – M+4 settlement weeks processed: July – September 2024

<b>M+13 BALIMB Resettlement processing</b>		
<b>Operational Month</b>	<b>Billing week start</b>	<b>Billing week end</b>
July	04/06/2023	10/06/2023
July	11/06/2023	17/06/2023
July	18/06/2023	24/06/2023
July	25/06/2023	01/07/2023
August	02/07/2023	08/07/2023
August	09/07/2023	15/07/2023
August	16/07/2023	22/07/2023
August	23/07/2023	29/07/2023
September	30/07/2023	05/08/2023
September	06/08/2023	12/08/2023
September	13/08/2023	19/08/2023
September	20/08/2023	26/08/2023
September	27/08/2023	02/09/2023

**Table 13 – M+13 settlement weeks processed: July – September 2024**

<b>Adhoc BALIMB Resettlement processing</b>		
<b>Operational Month</b>	<b>Billing week start</b>	<b>Billing week end</b>
August	28/06/2020	04/07/2020
August	27/06/2021	03/07/2021
August	15/08/2021	21/08/2021
September	31/10/2021	06/11/2021
August	11/06/2023	17/06/2023
September	09/06/2024	15/06/2024
August	16/06/2024	22/06/2024
September	07/07/2024	13/07/2024

**Table 14 – Adhoc settlement weeks processed: July – September 2024**

The tables below display the differences between the previous settlement run and the most recent resettlement run (either M+4, M+13 or Adhoc). The differences are then rolled up to the component charge level and combined for both M+4, M+13 and Adhoc.

<b>Balancing Market Resettlement</b>				
<b>Component</b>	<b>July</b>	<b>August</b>	<b>September</b>	<b>Grand Total</b>
CIMB	313,533	649,094	2,554,270	3,516,897
CIMP	251,182	192,389	606,181	1,049,752
CFC	57,538	118,546	56,606	232,689
CPREMIUM	85,501	12,645	-10,137	88,010
CDISCOUNT	1,988	21,798	22,440	46,226
CABBPO	-27	91	4,533	4,597
CAOPO	28	1,806	396	2,230
CDIFFCWD	446	436	773	1,656
CCA	115	116	1,061	1,292
CEADSUIDT	0	0	0	0
CEADSUIMB	0	0	0	0
CDIFFCDA	0	0	0	0
CREIMDIFFP	0	0	0	0
CDIFFPDA	0	0	0	0
CDIFFCNP	0	0	0	0
CDIFFPID	0	0	0	0
CSHORTDIFFP	0	0	0	0
CDIFFPIMB	0	0	0	0
CEADSUDA	0	0	0	0
CTEST	-106	-339	0	-445
CSOCDIFFP	-12	1,775	-2,515	-752
CCURL	2	-161	-1,004	-1,163
CREV	-40,846	-28,078	18,813	-50,111
CUNIMB	50,578	-113,302	-8,822	-71,547
<b>Grand Total</b>	<b>719,922</b>	<b>856,817</b>	<b>3,242,594</b>	<b>4,819,332</b>

Table 15 - Balancing Market Resettlement: July – September 2024



Capacity Market Resettlement				
Component	July	August	September	Grand Total
CCP	1,065,698	545	366,385	1,432,628
CCC	887	92,160	495,278	588,325
<b>Grand Total</b>	<b>1,066,585</b>	<b>92,704</b>	<b>861,663</b>	<b>2,020,953</b>

**Table 16 - Capacity Market Resettlement: July – September 2024**

Market Operator Charges Resettlement				
Component	July	August	September	Grand Total
CVMO	-4,656	-874	1,093	-4,436
<b>Grand Total</b>	<b>-4,656</b>	<b>-874</b>	<b>1,093</b>	<b>-4,436</b>

**Table 17 - Market Operator Charges Resettlement: July – September 2024**

Financial Statistics Disclaimer: the above information represents settlement data aggregated during the month in assessment, which may be different to the accounting data audited post settlement period. All values are in euro.

## 5 Query Management

### 5.1 General Queries

The statistics presented in Table 18 - General Queries cover the months of July, August, and September 2024.

General Queries	July 2024	August 2024	September 2024
Received	177	164	161
Open	17	18	13
Resolved	173	174	155
Average Resolution Time	2.7 working days	3.0 working days	2.8 working days

**Table 18 – General Queries: July – September 2024**

#### Definitions

- Open refers to queries raised but not resolved within each month.
- Resolved refers to queries resolved within each month, and includes queries raised before this time.
- Resolution Time (Working Days) refers to the average time to resolve queries in working days for this category within each month.

## 5.2 Settlement Queries

Table 19 displays the Formal Settlement Queries raised between the months from July to September 2024.

Formal Queries	July	August	September
Raised	14	17	34

Table 19 – Formal Settlement Queries: July – September 2024

- **July 2024:** 13 have been upheld and 1 was rejected.
- **August 2024:** 14 have been upheld and 3 were not upheld.
- **September 2024:** 22 have been upheld, 5 were not upheld, 1 was withdrawn by participant and 6 are under review.

Upheld Formal Queries	July	August	September	Total
CIMB	7	5	13	25
CDISCOUNT	1	6	7	14
CUNIMB	3	0	1	4
CFC	1	2	0	3
CCP	1	1	0	2
CCURL	0	0	1	1
<b>Total</b>	<b>13</b>	<b>14</b>	<b>22</b>	<b>49</b>

Table 20 – Upheld Settlement Queries by Topic: July – September 2024

Further Details on Settlement queries that have been upheld can be found in **Appendix D**.

A full list of all unresolved Settlement queries raised for the month can be found in **Appendix D**.

## 5.3 Disputes

- There were no Disputes raised between 01 July 2024 to 30 September 2024.

## 6 Imbalance Price

### 6.1 Imbalance Price

There are two types of Imbalance Price referred to in this section; the Imbalance Price which is the price associated with a 5 Minute Imbalance Pricing Period; and secondly, an Imbalance Settlement Price which is calculated as the average of six 5 Minute Imbalance Prices for a corresponding 30-minute Imbalance Settlement Period.

Figures 3, 4 and 5 show the Imbalance Settlement Prices for July, August, September. All system calculated Imbalance Settlement Prices are published on this graph; both the Market Back Up Price and the 30-minute average of the Imbalance Price.

- The average Imbalance Settlement Price for July was €107.03.

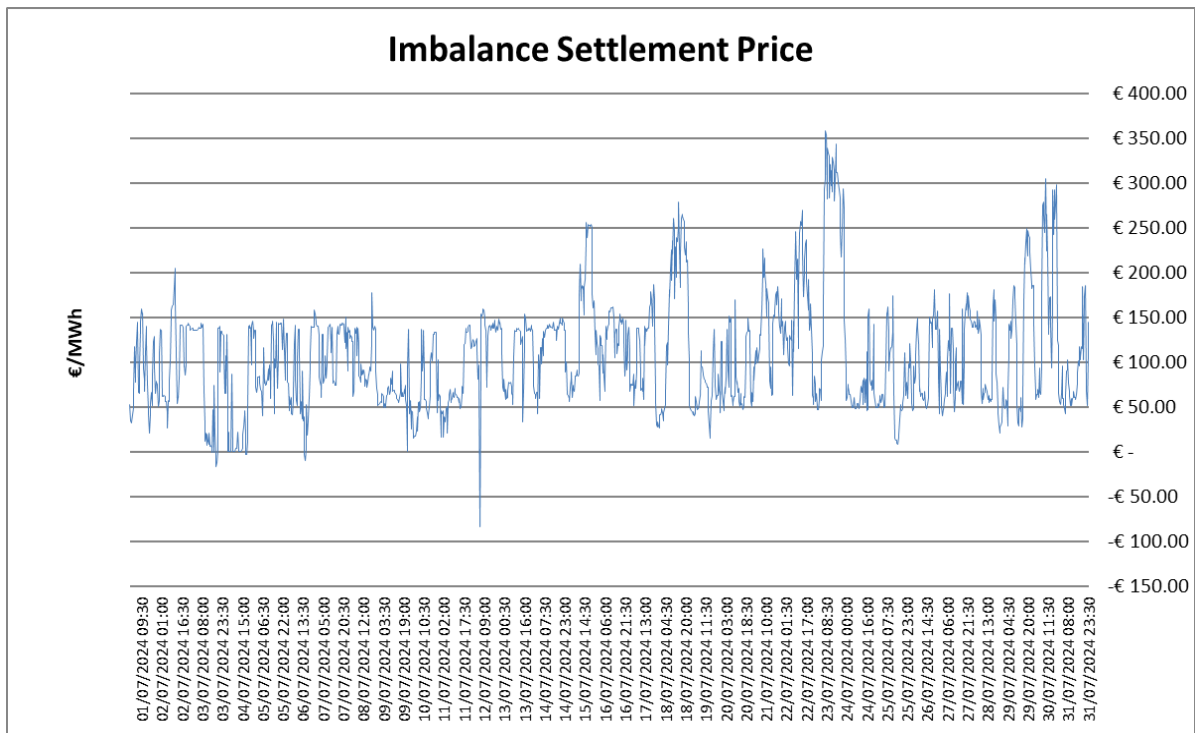


Figure 3 – Imbalance Settlement Price July 2024

- The average Imbalance Settlement Price for August was €99.39.

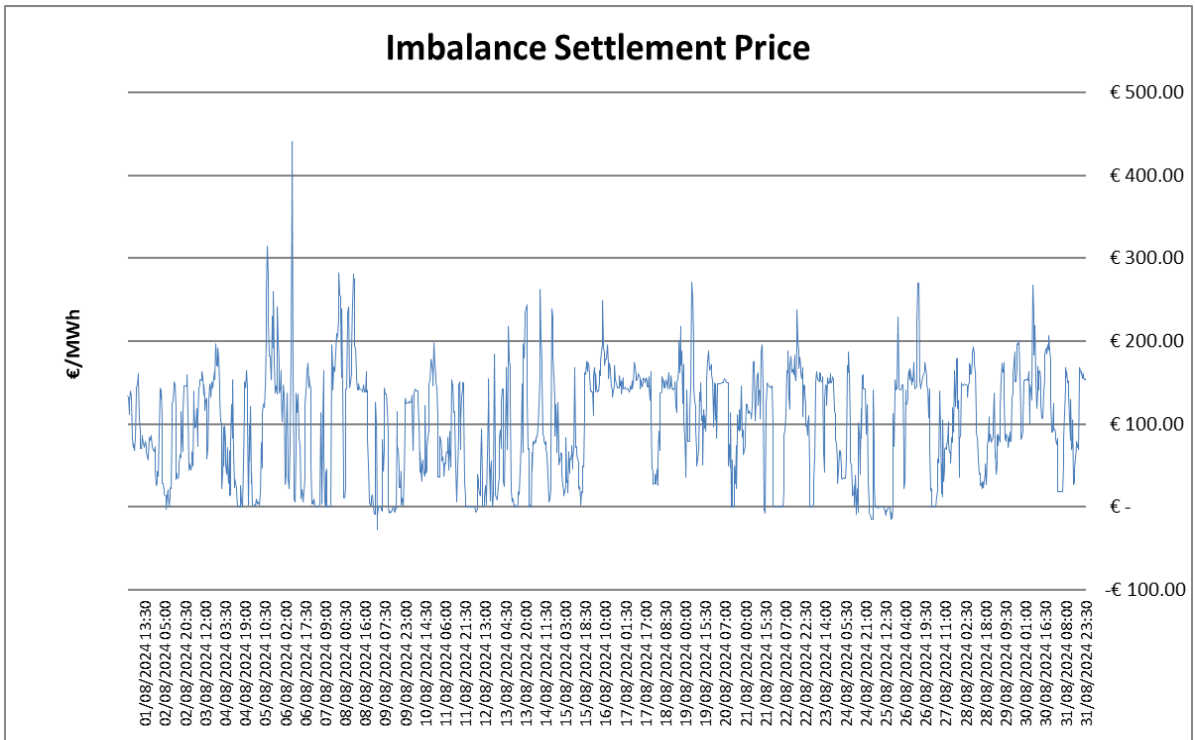


Figure 4 – Imbalance Settlement Price August 2024

- The average Imbalance Settlement Price for September was €111.56.

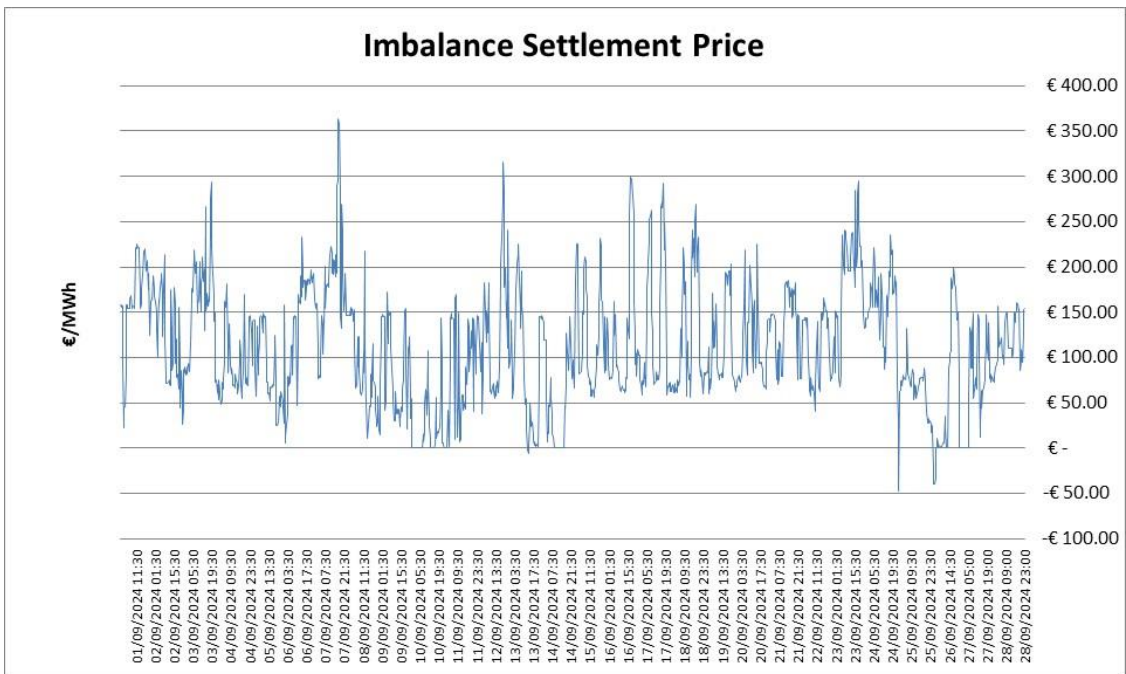


Figure 5 – Imbalance Settlement Price September 2024

Figures 6, 7 and 8 displays the Quantity Weighted Ex-Ante Price as a comparator to the Imbalance Settlement Price. The Quantity Weighted Ex-Ante Price is the value used by SEMO as the Market Back Up Price, should the Market Operator not be able to calculate an Imbalance Settlement Price; based on the average of the six 5 Minute Imbalance Prices for a given Imbalance Settlement Period.

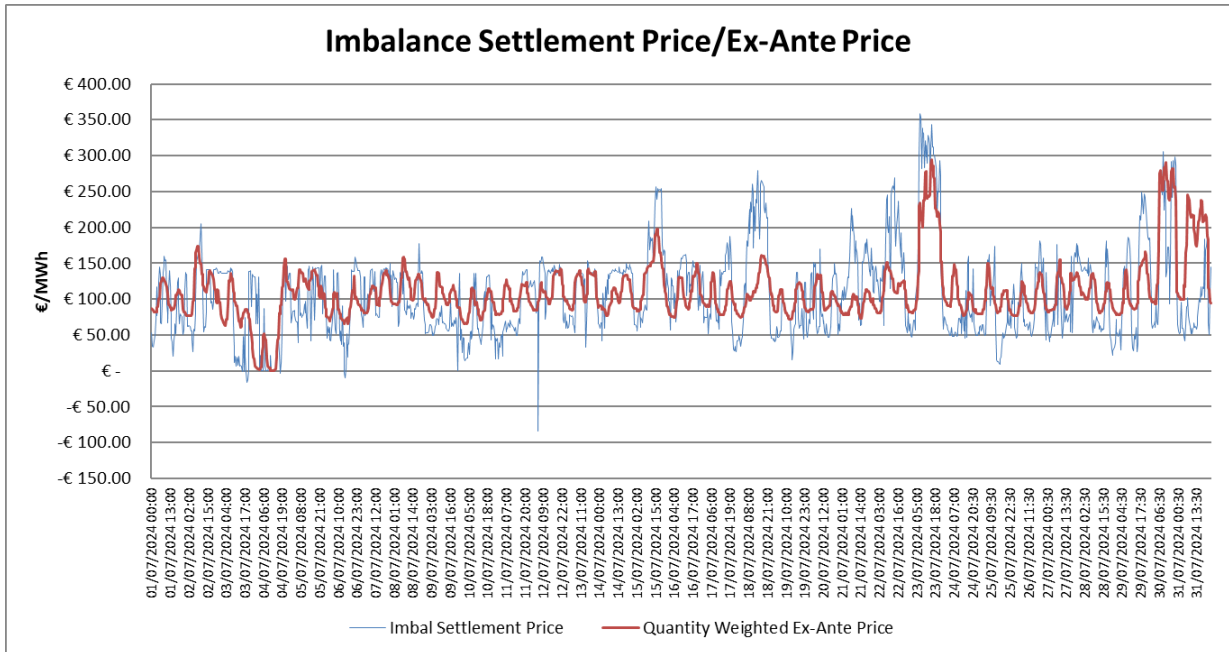


Figure 6 – Imbalance Settlement Price & Quantity Weighted Ex-Ante Price Comparison July 2024

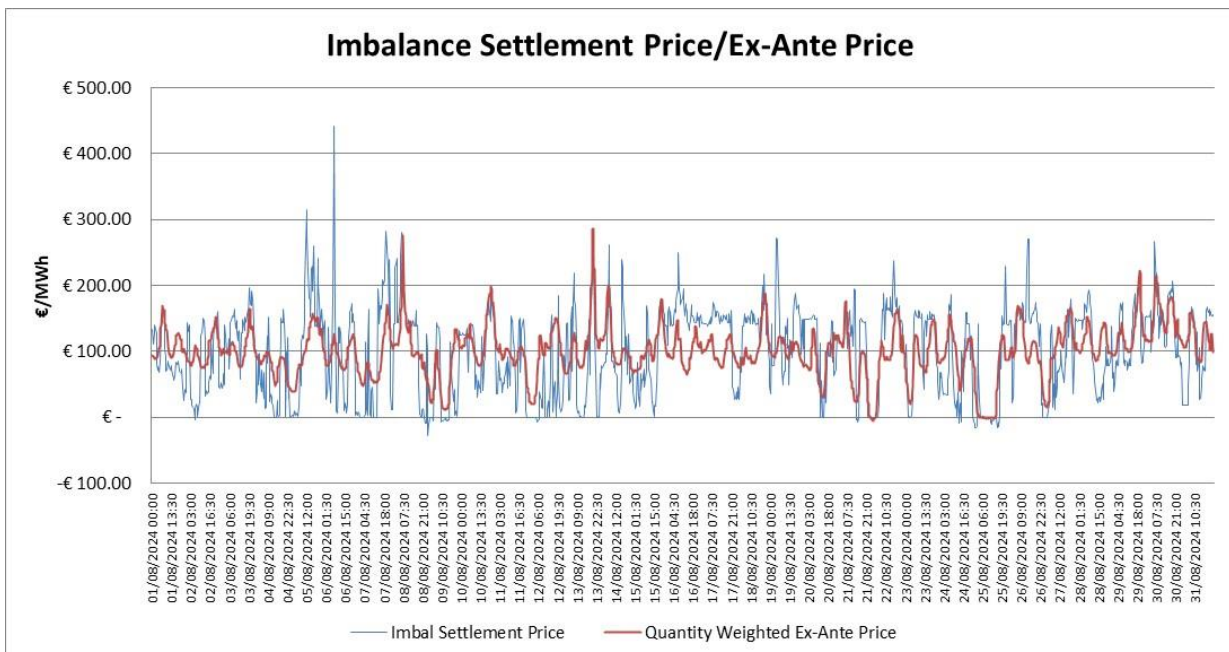
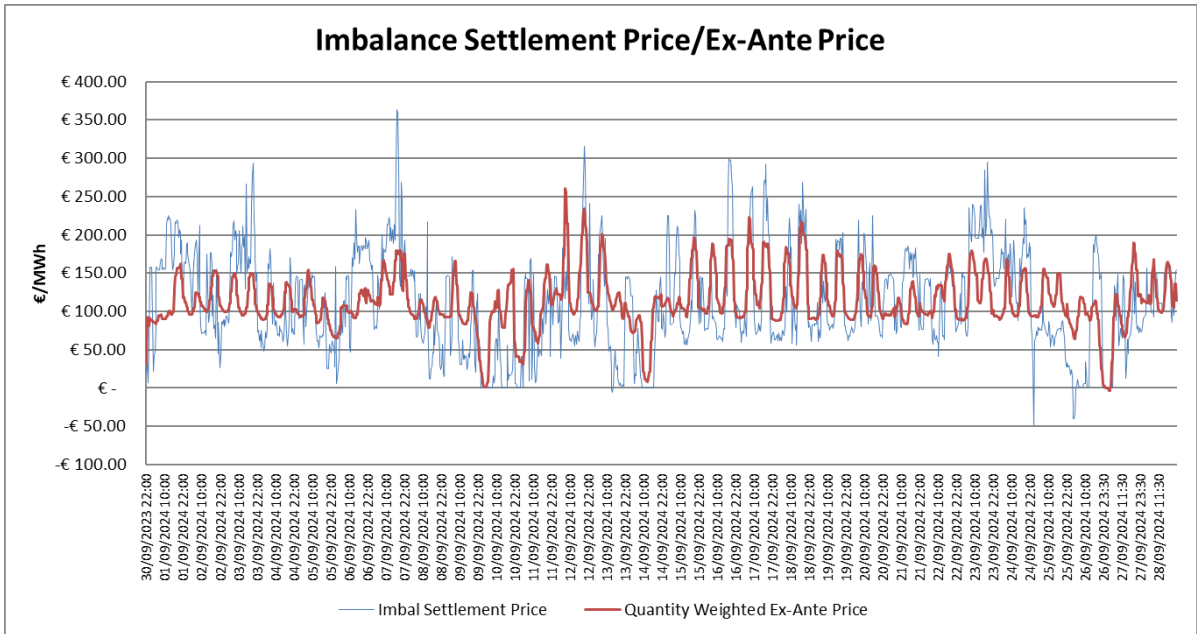
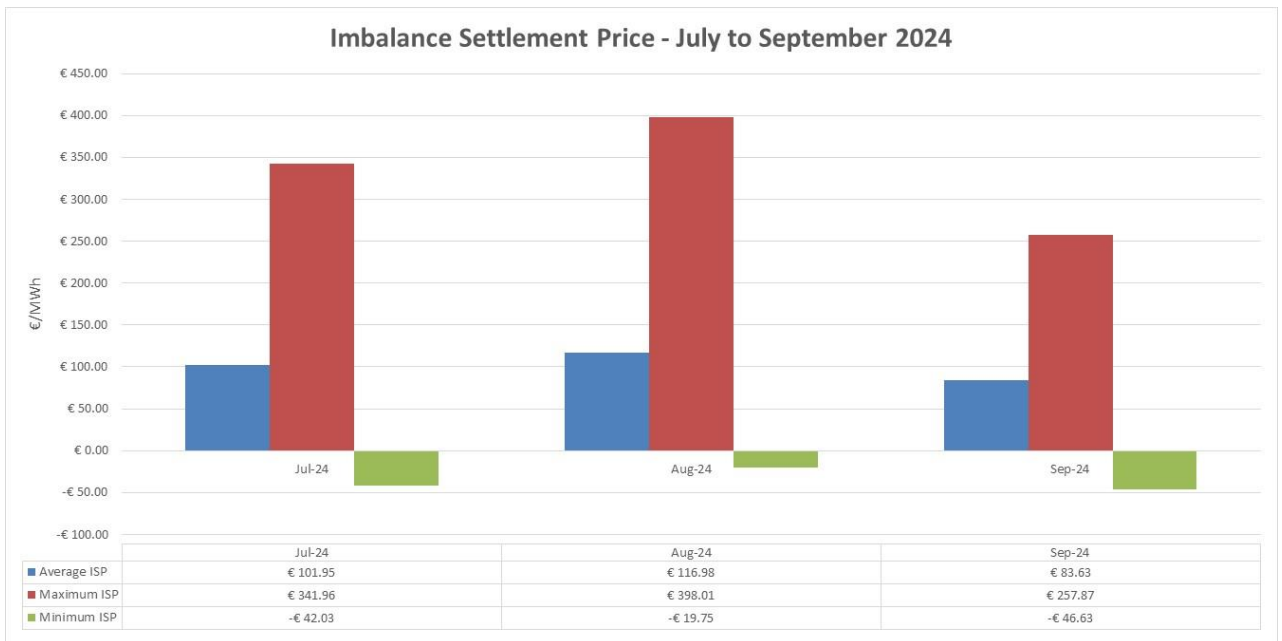


Figure 7 – Imbalance Settlement Price & Quantity Weighted Ex-Ante Price Comparison August 2024



**Figure 8 – Imbalance Settlement Price & Quantity Weighted Ex-Ante Price Comparison September 2024**

Figure 9 below highlights the monthly Highest, Lowest and Average half-hour Imbalance Prices for the period July, August & September.



**Figure 9 – Highest, Lowest and Average Imbalance Prices July - September 2024**

## 6.2 Exchange Rate

The SEM is a dual currency market, Units based in Northern Ireland submit their Offer Data in GBP. All GBP Offer Data is converted to EUR as part of the Balancing Market price setting process. The GBP to EUR exchange rate is captured below in **Figures 10, 11 and 12**.

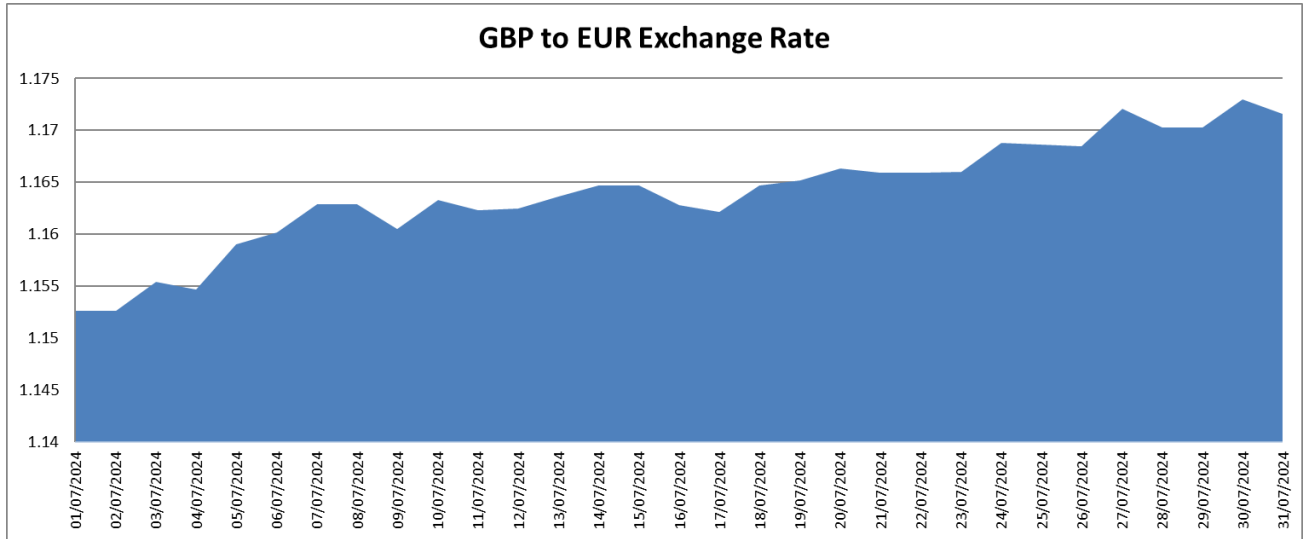


Figure 10 – GBP to EUR Exchange Rate July 2024

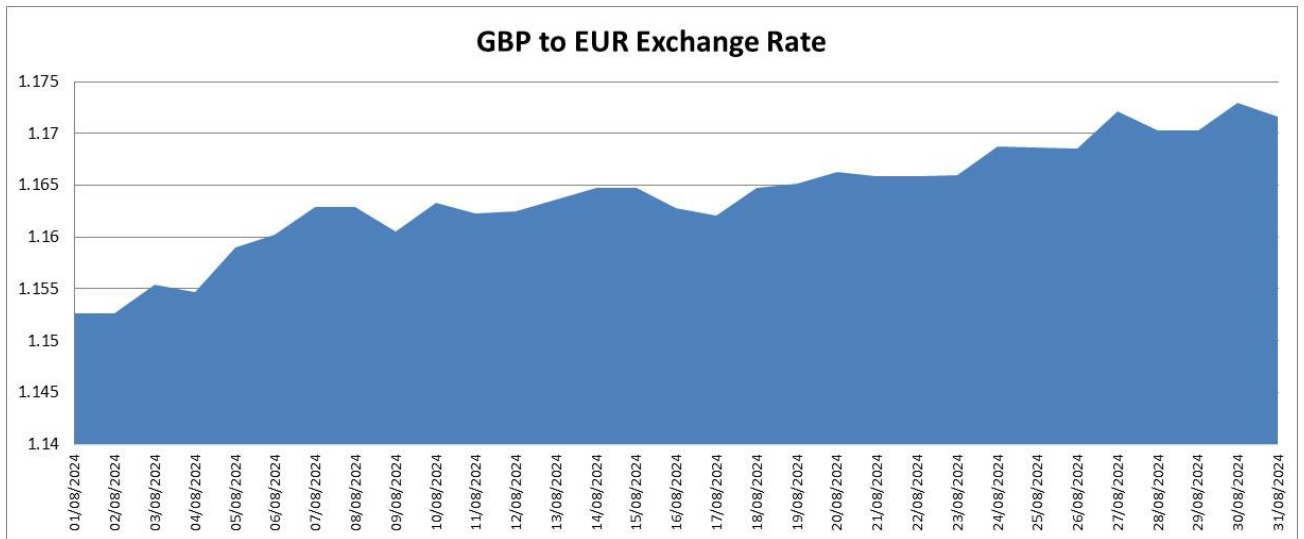


Figure 11 – GBP to EUR Exchange Rate August 2024



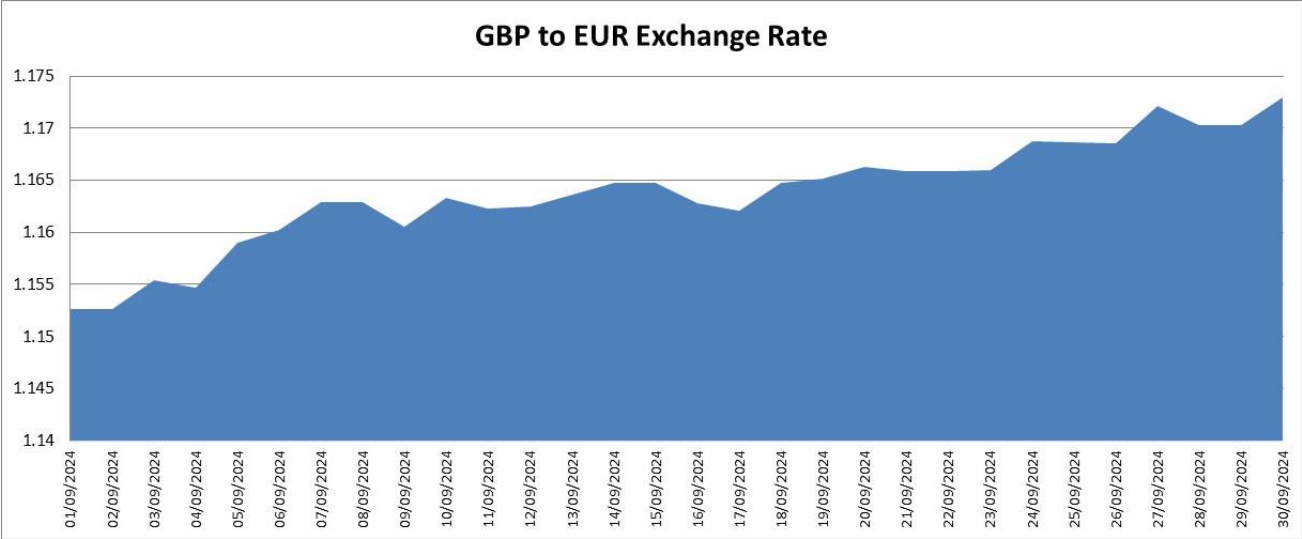


Figure 12 – GBP to EUR Exchange Rate September 2024

**6.3 Imbalance Price Generation and Backup Price**

The Imbalance Settlement Price is set as the average of the six 5-minute Imbalance Prices. If the Market Operator is unable to calculate any Imbalance Prices within a 30-minute Imbalance Settlement Period within the timeframes set out under the TSC; then the Market Back Up Price will be applied. The Imbalance Settlement Price will use the Market Back Up Price if no 5-minute Imbalance Prices have been published, for that period.

- **July 2024:** 0 Market Back Up Prices applied.
- **August 2024:** 16 Market Back Up Price applied.
- **September 2024:** 1 Market Back Up Price applied.

As a result of the approved Mod\_03\_19; the Market Back Up Price is separately applied to a 5-minute Imbalance Price, where that price has not been automatically published. In this instance, the Imbalance Settlement Price will use the average of the automated Imbalance Price; or the replacement Market Back Up Price.

- **July 2024:** there were 0 Backup Prices (5MIN) applied because of a scheduled system outage and 0 Backup Prices (5MIN) applied because of performance issues.
- **August 2024:** there were 18 Backup Prices (5MIN) applied because of a scheduled system outage and 73 Backup Prices (5MIN) applied because of performance issues.
- **September 2024:** there were 1 Backup Prices (5MIN) applied because of a scheduled system outage and 1 Backup Prices (5MIN) applied because of performance issues.

## **Price Definitions**

### **Missed Prices**

Prices (30 Min / 5 Min) that have failed to calculate, and no price has been generated; either through the standard methodology or via the Back Up Price

### **Back Up prices**

In the context of this report, a Back Up Price refers to a 5-minute price where the Imbalance Price has not been published; the system reverts to the volume weighted average price across all Ex-ante and Intraday timeframes.

### **Market backup prices**

If the Market Operator is unable to calculate any 5-minute Imbalance Prices within a 30 Imbalance Settlement Period; then the Market Back Up Price will be applied. The Imbalance Settlement Price will use the average of the automated Imbalance Price; or the replacement 5 minute Back Up Price.

### **Day Ahead backup prices**

This is a final fallback price that is to be used in the event of a failure of the automated 30 Minute Market Back Up Price. Typically, this price is only used during planned System Releases; and uses the Day-ahead Auction price only.

## 7 Modifications

### 7.1 Balancing Market – Trading & Settlement Code Modification Management

The tables that follow give an overview of the activity that has taken place between 1<sup>st</sup> July to 30<sup>th</sup> September 2024. Table 21 shows the dates and number of Modifications Committee Meetings or other industry engagements that took place over this period.

Meeting	Date	Location
Modifications Committee Meeting 124	22 <sup>nd</sup> August 2024	Cancelled
Emergency Modifications Committee Meeting 124B	19 <sup>th</sup> September 2024	MS Teams

**Table 21 - Balancing Market: Trading & Settlement Code Modifications Committee Meetings**

At the Modifications Committee Meeting, decisions are made with regard to progressing various Modification Proposals. Table 22 gives an outline of the amount of activity that has taken place over this period.

	July 2024	August 2024	September 2024
Modification Proposal Activity	Total	Total	Total
Raised	0	0	1
Alternative Versions raised	0	0	0
Withdrawn	0	2	0
Deferred	0	0	0
Extension Granted	0	0	0
Recommended for Approval	0	0	1
Recommended for Rejection	0	0	0
Further Work Required	0	0	0
RA Decision Approved	0	2	1
RA Decision Rejected	0	0	0

**Table 22 - Modification Proposal Activity**

## **7.2 Balancing Market - Modifications Process Development**

Modification Proposals were considered at bimonthly Modifications Committee Meetings held via MS Teams where applicable (see Table 21).

Full details of all modifications progressed during the year are available in the [Balancing Market Modifications section](#) of the SEMO website.

### **RA Decision Approved**

- Mod\_04\_24 SEMO Housekeeping 2024
- Mod\_05\_24 Clarification of Start Up Payment Conditions
- Mod\_06\_24 SEMO preparatory actions for ART13.7 CEP

### **Withdrawn**

- Mod\_01\_24 Inclusion of Difference Charges in Calculation of Make Whole Payment Revenue
- Mod\_03\_24 Update of Difference Charge Calculation Logic

## 8 SEMO KPI Quarterly Update – Storage Technology Facilitation

The KPI as set out in the SEMO Price Control Decision, SEM-21-03, requires SEMO to successfully implement an enduring solution for storage technology facilitation which would enable full participation in the Balancing Market including:

- Registration difficulties resolved;
- Negative PNs can be accepted and processed;

In order to ensure efficiencies are maximised across both the Market Operators and System Operators, the battery storage facilitation is incorporated as part of the Scheduling and Dispatch Programme (SDP). This work is currently being progressed under initiative #2 Electricity Storage Power Station (ESPS) of the SDP. There are six initiatives in scope for SDP and initiative 2 has been identified as the highest priority for delivery following industry feedback and considering TSOs & MO and consumer interests.

The latest updates are:

- Phase 3 of the Tranche 1 of the programme is now in progress.
- Phase 3 includes system build, test and implementation, alongside operational capability development and business procedures for operations. The delivery date for Phase 3 is April 2025.
- Build is now complete for initiative #2 Electricity Storage Power Station (ESPS) and Vendor test is underway.
- SDP\_02 ESPS modifications were “recommended for approval “by the Trading and Settlement Code Modifications Committee on 23<sup>rd</sup> April 2024 and was sent for RA decision on 24<sup>th</sup> May 2024.
- RAs and TSOs / MO have been working together in order for the RAs to submit the final recommendation report to SEMC and this report is expected to be submitted in the near future.

## 9 Central Systems

### 9.1 System Releases

There was one Market System Release during the months of July – September 2024.

Release M was successfully deployed to production on the evening of the 30/07/2024.

### 9.2 System Availability

The table below gives the system availability values for the months of July, August, and September of 2024:

	July 2024	August 2024	September 2024
System / Application	Availability %	Availability %	Availability %
Settlements (CSB)	100%	100%	100%
MI	100%	100%	100%
MA	100%	100%	100%
Reporting (reports publication in the MPI)	100%	100%	100%
Website (availability)	100%	100%	100%
Average System Availability	100%	100%	100%

Table 23 – System Availability: July – September 2024

### 9.3 Known Issues Report

For details regarding system errors please refer to the Known Issues Report published on the [SEMO website](#).

### **9.3 Limited Communication Failure (LCF), General Communication Failure (GCF) and General System Failure (GSF)**

- There were no LCFs during the months of July – September 2024.
- There was no GCFs during the months of July – September 2024.
- Please note, SEMO confirmed, in the April to June Quarterly Report, that a GCF had occurred on the 24<sup>th</sup> of May 2024, this was not the case and was reported in error. While some Participants experienced MPI connection issues, it was not classed as a GCF.
- There were no GSFs during the months of July – September 2024.

## 10 Appendix A: Trading and Settlement Code Breaches

### Meter Data Provider Breaches

Ops Date Identified	Run Type	Issue	MDP Provider	Issue Type	Description T&SC Breach	T&SC Breach	Status
16/07/2024	D+1	Timing	SONI	File submission of Metering data	Delay of 5 mins	Minor	Closed
18/07/2024	D+1	Timing	SONI	File submission of Metering data	Delay of 2 hrs 25 mins	Minor	Closed
06/08/2024	D+1	Timing	EirGrid	File submission of Metering data	Delay of 1 hr	Minor	Closed

**Table 24 - Meter Data Provider Breaches: July - September 2024**

### Market Participant Breaches

Jul-24							
PT name	Invoiced period	Market	Default issued due to	Default letter issued	T & SC Breach	Status	
KRIA Energy ehf	WK_27_2024	BMCRM	Timing	Yes	Major	Closed	
KRIA Energy ehf	WK_28_2024	BMCRM	Timing	Yes	Major	Closed	

Aug-24							
PT name	Invoiced period	Market	Default issued due to	Default letter issued	T & SC Breach	Status	
Endeco - Wirelite Sensors Limited	WK_31_2024	BMCRM	Timing	Yes	Major	Closed	
Endeco - Wirelite Sensors Limited	JUL_2024	MO	Timing	Yes	Major	Closed	
FluxSmart LTD	WK_33_2024	BMCRM	Timing	Yes	Major	Closed	
Contour Global Solutions (Northern Ireland) Limited	WK_33_2024	BMCRM	Timing	Yes	Major	Closed	

Sep-24							
PT name	Invoiced period	Market	Default issued due to	Default letter issued	T & SC Breach	Status	
Dan Twomey Waterpower Engineering Limited.	WK_35_2024	BMCRM	Timing	Yes	Major	Closed	
Ecopower Supply Limited	WK_36_2024	BMCRM	Timing	Yes	Major	Closed	
Statkraft Markets GmbH	AUG_2024	MO	Timing	Yes	Major	Closed	
Statkraft Markets GmbH	AUG_2024	MO	Timing	Yes	Major	Closed	

**Table 25 - Clearing Default Notices (Major): July – September 2024**



Jul-24							
Ops Date Identified	PT Name	Issue Type	Default Letter Sent	Cause	Resolution	Closed	T & SC Breach
05/07/2024	PT_402606 - Kria Energy Ehf	Credit	Yes	CCIN not resolved within the T & SC Code	No	Yes	Major
10/07/2024	PT_402606 - Kria Energy Ehf	Credit	Yes	CCIN not resolved within the T & SC Code	Decrease in required Collateral	Yes	Major
16/07/2024	PT_402606 - Kria Energy Ehf	Credit	Yes	CCIN not resolved within the T & SC Code	Cash Collateral top up €7,500	Yes	Major
Aug-24							
Ops Date Identified	PT Name	Issue Type	Default Letter Sent	Cause	Resolution	Closed	T & SC Breach
20/08/2024	PT_402609 - Fluxsmart	Credit	Yes	CCIN not resolved within the T & SC Code	Cash Collateral top up €75,328.78	Yes	Major

**Table 26 – Credit Risk Management Default Notices (Major): July – September 2024**

## Market Operator Breaches

Month	Settlement Date	Periods Affected	Run Type	Quality or Timing	Party	Issue Type	Description	Cause	Resolution	T&SC Breach	Status
2024 Jul	18th	1	Indicative	Timing	SEMO	Late Settlement Data	Late Meter Data Provider (MDP) data	SONI MDP data received late	MDP data received and Indicatives completed late after target date	Minor	Closed
2024 Jul	30th	1	Indicative	Timing	SEMO	Processing Issue	Issue with Instruction Profilers (IPs)	IP had to be re-run	IP issue resolved and Indicatives completed late after target date	Minor	Closed
2024 Sep	5th	1	Indicative	Timing	SEMO	Processing Issue	Issue with Instruction Profilers (IPs)	IP had to be re-run	IP issue resolved and Indicatives completed late after target date	Minor	Closed
2024 Sep	9th	1	Indicative	Timing	SEMO	Processing Issue	Issue with Instruction Profilers (IPs)	IP had to be re-run	IP issue resolved and Indicatives completed late after target date	Minor	Closed
2024 Sep	10th	1	Indicative	Timing	SEMO	Processing Timeline	Processing backlog	Backlog from previously delayed runs	Backlog worked through and Indicatives completed late on target date	Minor	Closed

**Table 27 - Delays to Indicative Settlement: July - September 2024**

Month	Settlement Date	Periods Affected	Run Type	Quality or Timing	Party	Issue Type	Description	Cause	Resolution	T&SC Breach	Status
Sep	2nd	1	Initial	Timing	SEMO	Processing Issue	Issue with Instruction Profilers (IPs)	IP had to be re-run	IP issue resolved and Initials completed late on target date	Minor	Closed

**Table 28 - Delays to Initial Settlement: July - September 2024**

Non -Publications	Date	Time	Reason
Yes	19/07/2024	9am	Operational Systems unavailable

**Table 29 – Credit Risk Management (Major): July - September 2024**

Ops Date Identified	PT Name	Time	Reason	Additional Comments
19/07/2024	ALL	12pm	Delayed due to system	Operational Systems unavailable

**Table 29 – Credit Risk Management (Minor): July - September 2024**

## 11 Appendix B: Historical Settlement Information

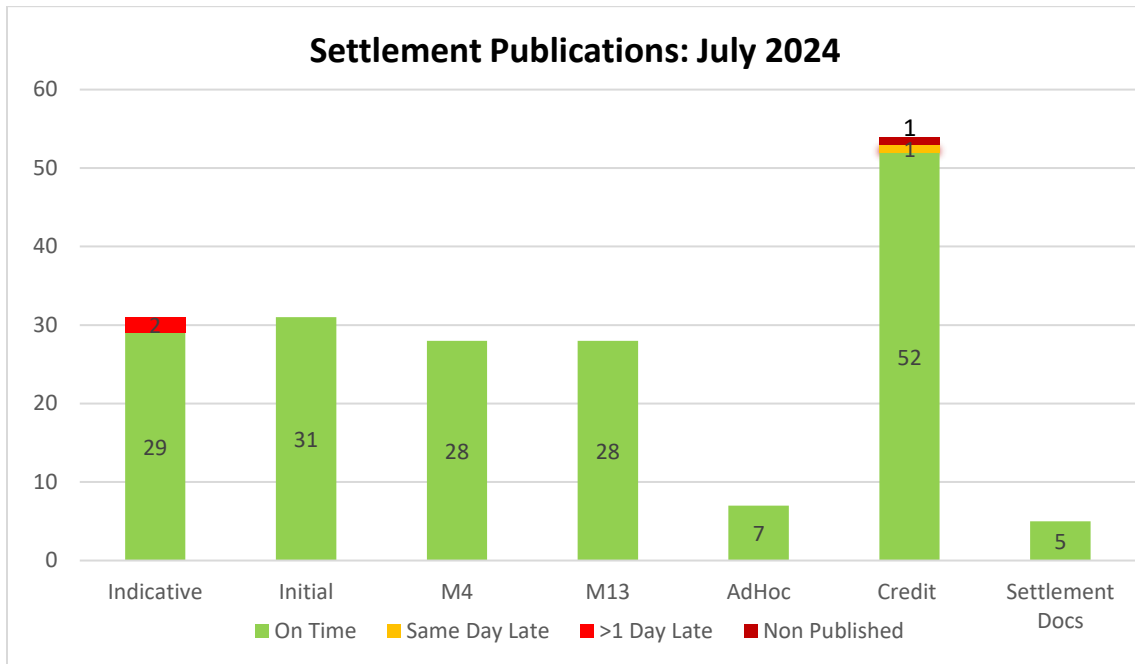


Figure 13 - Settlement Information July 2024

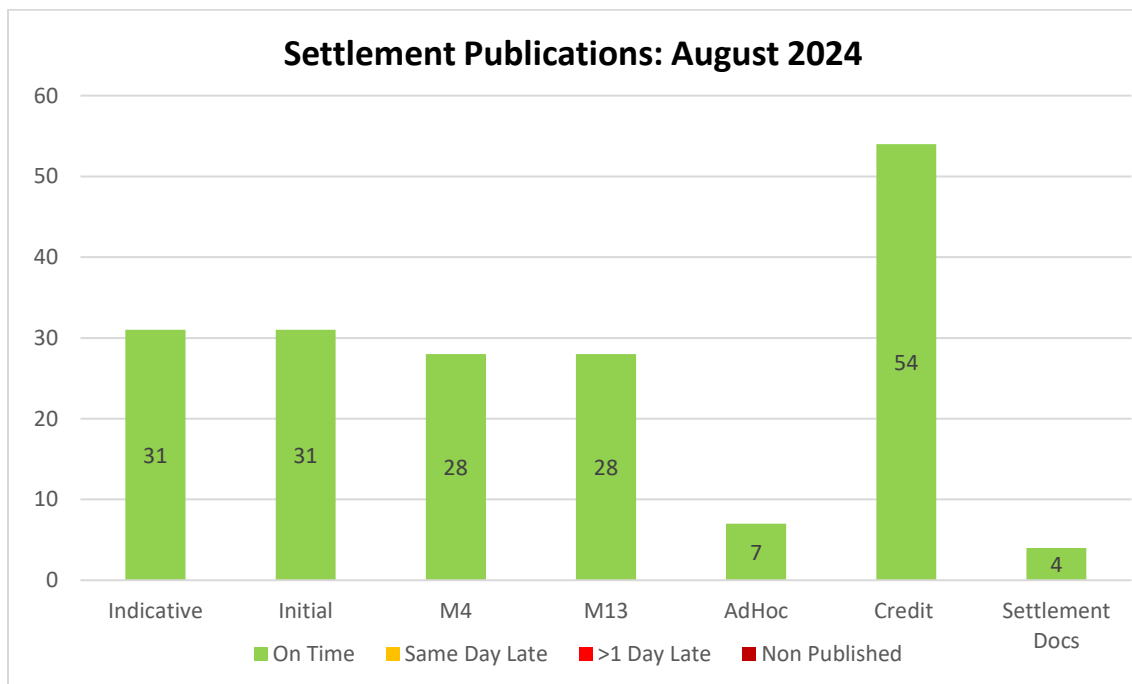
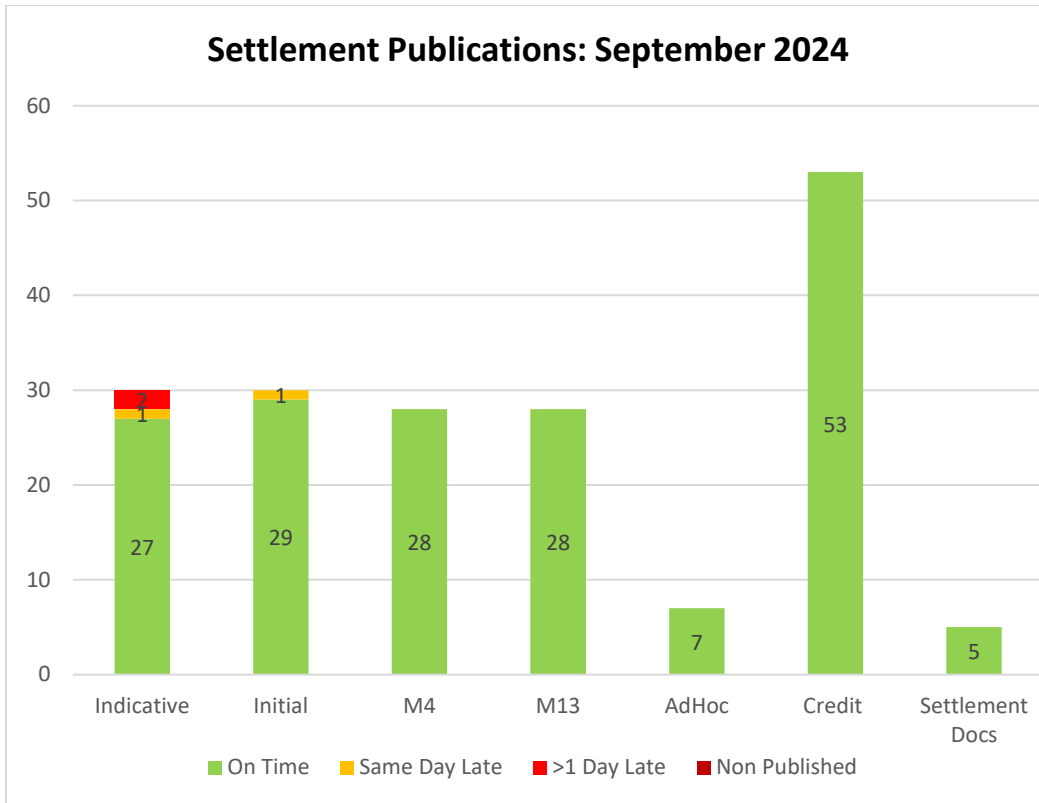


Figure 14 - Settlement Information August 2024



**Figure 15 - Settlement Information September 2024**

## 12 Appendix C: Settlement Publication Timings

### Indicative Settlement

Operational Date	Market	Run	Period End Date	Target Date & Time	Publish Date & Time
02/07/2024	BALIMB	Indicative	01/07/2024	02/07/2024 17:00	02/07/2024 15:44
03/07/2024	BALIMB	Indicative	02/07/2024	03/07/2024 17:00	03/07/2024 15:04
04/07/2024	BALIMB	Indicative	03/07/2024	04/07/2024 17:00	04/07/2024 15:07
05/07/2024	BALIMB	Indicative	04/07/2024	05/07/2024 17:00	05/07/2024 15:20
08/07/2024	BALIMB	Indicative	05/07/2024	08/07/2024 17:00	08/07/2024 13:25
08/07/2024	BALIMB	Indicative	06/07/2024	08/07/2024 17:00	08/07/2024 13:45
08/07/2024	BALIMB	Indicative	07/07/2024	08/07/2024 17:00	08/07/2024 15:00
09/07/2024	BALIMB	Indicative	08/07/2024	09/07/2024 17:00	09/07/2024 15:03
10/07/2024	BALIMB	Indicative	09/07/2024	10/07/2024 17:00	10/07/2024 15:00
11/07/2024	BALIMB	Indicative	10/07/2024	11/07/2024 17:00	11/07/2024 14:58
15/07/2024	BALIMB	Indicative	11/07/2024	15/07/2024 17:00	15/07/2024 08:42
15/07/2024	BALIMB	Indicative	12/07/2024	15/07/2024 17:00	15/07/2024 13:16
15/07/2024	BALIMB	Indicative	13/07/2024	15/07/2024 17:00	15/07/2024 13:28
15/07/2024	BALIMB	Indicative	14/07/2024	15/07/2024 17:00	15/07/2024 15:03
16/07/2024	BALIMB	Indicative	15/07/2024	16/07/2024 17:00	16/07/2024 15:00
17/07/2024	BALIMB	Indicative	16/07/2024	17/07/2024 17:00	17/07/2024 15:29
18/07/2024	BALIMB	Indicative	17/07/2024	18/07/2024 17:00	18/07/2024 14:44
19/07/2024	BALIMB	Indicative	18/07/2024	19/07/2024 17:00	22/07/2024 12:03
22/07/2024	BALIMB	Indicative	19/07/2024	22/07/2024 17:00	22/07/2024 13:18
22/07/2024	BALIMB	Indicative	20/07/2024	22/07/2024 17:00	22/07/2024 13:43
22/07/2024	BALIMB	Indicative	21/07/2024	22/07/2024 17:00	22/07/2024 15:00
23/07/2024	BALIMB	Indicative	22/07/2024	23/07/2024 17:00	23/07/2024 15:00
24/07/2024	BALIMB	Indicative	23/07/2024	24/07/2024 17:00	24/07/2024 15:00
25/07/2024	BALIMB	Indicative	24/07/2024	25/07/2024 17:00	25/07/2024 15:07
26/07/2024	BALIMB	Indicative	25/07/2024	26/07/2024 17:00	26/07/2024 15:00
29/07/2024	BALIMB	Indicative	26/07/2024	29/07/2024 17:00	29/07/2024 13:01
29/07/2024	BALIMB	Indicative	27/07/2024	29/07/2024 17:00	29/07/2024 13:22
29/07/2024	BALIMB	Indicative	28/07/2024	29/07/2024 17:00	29/07/2024 15:00
30/07/2024	BALIMB	Indicative	29/07/2024	30/07/2024 17:00	30/07/2024 15:00
31/07/2024	BALIMB	Indicative	30/07/2024	31/07/2024 17:00	01/08/2024 15:40
01/08/2024	BALIMB	Indicative	31/07/2024	01/08/2024 17:00	01/08/2024 15:55

Table 30 – Indicative Settlement Publication times July 2024

Operational Date	Market	Run	Period End Date	Target Date & Time	Publish Date & Time
02/08/2024	BALIMB	Indicative	01/08/2024	02/08/2024 17:00	02/08/2024 16:00
06/08/2024	BALIMB	Indicative	02/08/2024	06/08/2024 17:00	06/08/2024 09:26
06/08/2024	BALIMB	Indicative	03/08/2024	06/08/2024 17:00	06/08/2024 09:43
06/08/2024	BALIMB	Indicative	04/08/2024	06/08/2024 17:00	06/08/2024 10:00
06/08/2024	BALIMB	Indicative	05/08/2024	06/08/2024 17:00	06/08/2024 15:46
07/08/2024	BALIMB	Indicative	06/08/2024	07/08/2024 17:00	07/08/2024 16:45
08/08/2024	BALIMB	Indicative	07/08/2024	08/08/2024 17:00	08/08/2024 16:00
09/08/2024	BALIMB	Indicative	08/08/2024	09/08/2024 17:00	09/08/2024 16:03
12/08/2024	BALIMB	Indicative	09/08/2024	12/08/2024 17:00	12/08/2024 15:01
12/08/2024	BALIMB	Indicative	10/08/2024	12/08/2024 17:00	12/08/2024 15:18
12/08/2024	BALIMB	Indicative	11/08/2024	12/08/2024 17:00	12/08/2024 16:00
13/08/2024	BALIMB	Indicative	12/08/2024	13/08/2024 17:00	13/08/2024 16:06
14/08/2024	BALIMB	Indicative	13/08/2024	14/08/2024 17:00	14/08/2024 16:04
15/08/2024	BALIMB	Indicative	14/08/2024	15/08/2024 17:00	15/08/2024 16:51
16/08/2024	BALIMB	Indicative	15/08/2024	16/08/2024 17:00	16/08/2024 16:00
19/08/2024	BALIMB	Indicative	16/08/2024	19/08/2024 17:00	19/08/2024 14:04
19/08/2024	BALIMB	Indicative	17/08/2024	19/08/2024 17:00	19/08/2024 14:11
19/08/2024	BALIMB	Indicative	18/08/2024	19/08/2024 17:00	19/08/2024 16:01
20/08/2024	BALIMB	Indicative	19/08/2024	20/08/2024 17:00	20/08/2024 16:32
21/08/2024	BALIMB	Indicative	20/08/2024	21/08/2024 17:00	21/08/2024 16:04
22/08/2024	BALIMB	Indicative	21/08/2024	22/08/2024 17:00	22/08/2024 16:20
23/08/2024	BALIMB	Indicative	22/08/2024	23/08/2024 17:00	23/08/2024 16:00
27/08/2024	BALIMB	Indicative	23/08/2024	27/08/2024 17:00	27/08/2024 13:08
27/08/2024	BALIMB	Indicative	24/08/2024	27/08/2024 17:00	27/08/2024 13:27
27/08/2024	BALIMB	Indicative	25/08/2024	27/08/2024 17:00	27/08/2024 13:47
27/08/2024	BALIMB	Indicative	26/08/2024	27/08/2024 17:00	27/08/2024 16:20
28/08/2024	BALIMB	Indicative	27/08/2024	28/08/2024 17:00	28/08/2024 16:01
29/08/2024	BALIMB	Indicative	28/08/2024	29/08/2024 17:00	29/08/2024 16:18
30/08/2024	BALIMB	Indicative	29/08/2024	30/08/2024 17:00	30/08/2024 15:59
02/09/2024	BALIMB	Indicative	30/08/2024	02/09/2024 17:00	02/09/2024 14:14
02/09/2024	BALIMB	Indicative	31/08/2024	02/09/2024 17:00	02/09/2024 14:30

**Table 31 – Indicative Settlement Publication times August 2024**

Operational Date	Market	Run	Period End Date	Target Date & Time	Publish Date & Time
02/09/2024	BALIMB	Indicative	01/09/2024	02/09/2024 17:00	02/09/2024 16:00
03/09/2024	BALIMB	Indicative	02/09/2024	03/09/2024 17:00	03/09/2024 16:04
04/09/2024	BALIMB	Indicative	03/09/2024	04/09/2024 17:00	04/09/2024 16:00
05/09/2024	BALIMB	Indicative	04/09/2024	05/09/2024 17:00	05/09/2024 16:26
06/09/2024	BALIMB	Indicative	05/09/2024	06/09/2024 17:00	09/09/2024 11:14
09/09/2024	BALIMB	Indicative	06/09/2024	09/09/2024 17:00	09/09/2024 14:15
09/09/2024	BALIMB	Indicative	07/09/2024	09/09/2024 17:00	09/09/2024 14:33
09/09/2024	BALIMB	Indicative	08/09/2024	09/09/2024 17:00	09/09/2024 16:07
10/09/2024	BALIMB	Indicative	09/09/2024	10/09/2024 17:00	11/09/2024 11:03
11/09/2024	BALIMB	Indicative	10/09/2024	11/09/2024 17:00	11/09/2024 17:04
12/09/2024	BALIMB	Indicative	11/09/2024	12/09/2024 17:00	12/09/2024 16:12
13/09/2024	BALIMB	Indicative	12/09/2024	13/09/2024 17:00	13/09/2024 16:19
16/09/2024	BALIMB	Indicative	13/09/2024	16/09/2024 17:00	16/09/2024 14:04
16/09/2024	BALIMB	Indicative	14/09/2024	16/09/2024 17:00	16/09/2024 14:36
16/09/2024	BALIMB	Indicative	15/09/2024	16/09/2024 17:00	16/09/2024 16:15
17/09/2024	BALIMB	Indicative	16/09/2024	17/09/2024 17:00	17/09/2024 16:00
18/09/2024	BALIMB	Indicative	17/09/2024	18/09/2024 17:00	18/09/2024 16:05
19/09/2024	BALIMB	Indicative	18/09/2024	19/09/2024 17:00	19/09/2024 16:23
20/09/2024	BALIMB	Indicative	19/09/2024	20/09/2024 17:00	20/09/2024 16:00
23/09/2024	BALIMB	Indicative	20/09/2024	23/09/2024 17:00	23/09/2024 13:55
23/09/2024	BALIMB	Indicative	21/09/2024	23/09/2024 17:00	23/09/2024 14:12
23/09/2024	BALIMB	Indicative	22/09/2024	23/09/2024 17:00	23/09/2024 16:00
24/09/2024	BALIMB	Indicative	23/09/2024	24/09/2024 17:00	24/09/2024 16:00
25/09/2024	BALIMB	Indicative	24/09/2024	25/09/2024 17:00	25/09/2024 16:01
26/09/2024	BALIMB	Indicative	25/09/2024	26/09/2024 17:00	26/09/2024 16:19
27/09/2024	BALIMB	Indicative	26/09/2024	27/09/2024 17:00	27/09/2024 16:01
30/09/2024	BALIMB	Indicative	27/09/2024	30/09/2024 17:00	30/09/2024 13:58
30/09/2024	BALIMB	Indicative	28/09/2024	30/09/2024 17:00	30/09/2024 14:17
30/09/2024	BALIMB	Indicative	29/09/2024	30/09/2024 17:00	30/09/2024 15:58
01/10/2024	BALIMB	Indicative	30/09/2024	01/10/2024 17:00	01/10/2024 16:18

**Table 32 – Indicative Settlement Publication times September 2024**

## Initial Settlement

Operational Date	Market	Run	Period End Date	Target Date & Time	Publish Date & Time
08/07/2024	BALIMB	Initial	01/07/2024	23/07/2024 12:00	08/07/2024 10:06
09/07/2024	BALIMB	Initial	02/07/2024	23/07/2024 12:00	09/07/2024 10:00
10/07/2024	BALIMB	Initial	03/07/2024	24/07/2024 12:00	10/07/2024 10:04
11/07/2024	BALIMB	Initial	04/07/2024	25/07/2024 12:00	11/07/2024 10:01
15/07/2024	BALIMB	Initial	05/07/2024	26/07/2024 12:00	11/07/2024 14:03
15/07/2024	BALIMB	Initial	06/07/2024	26/07/2024 12:00	11/07/2024 14:24
15/07/2024	BALIMB	Initial	07/07/2024	26/07/2024 12:00	15/07/2024 08:10
15/07/2024	BALIMB	Initial	08/07/2024	29/07/2024 12:00	15/07/2024 10:07
16/07/2024	BALIMB	Initial	09/07/2024	30/07/2024 12:00	16/07/2024 10:02
17/07/2024	BALIMB	Initial	10/07/2024	31/07/2024 12:00	17/07/2024 10:01
18/07/2024	BALIMB	Initial	11/07/2024	01/08/2024 12:00	18/07/2024 10:01
19/07/2024	BALIMB	Initial	12/07/2024	02/08/2024 12:00	18/07/2024 13:21
19/07/2024	BALIMB	Initial	13/07/2024	02/08/2024 12:00	18/07/2024 13:42
19/07/2024	BALIMB	Initial	14/07/2024	02/08/2024 12:00	19/07/2024 10:03
22/07/2024	BALIMB	Initial	15/07/2024	08/08/2024 12:00	22/07/2024 10:26
23/07/2024	BALIMB	Initial	16/07/2024	08/08/2024 12:00	23/07/2024 10:02
24/07/2024	BALIMB	Initial	17/07/2024	09/08/2024 12:00	24/07/2024 09:25
25/07/2024	BALIMB	Initial	18/07/2024	12/08/2024 12:00	25/07/2024 10:05
26/07/2024	BALIMB	Initial	19/07/2024	12/08/2024 12:00	25/07/2024 13:25
26/07/2024	BALIMB	Initial	20/07/2024	12/08/2024 12:00	25/07/2024 14:49
26/07/2024	BALIMB	Initial	21/07/2024	12/08/2024 12:00	26/07/2024 10:00
29/07/2024	BALIMB	Initial	22/07/2024	15/08/2024 12:00	29/07/2024 10:02
30/07/2024	BALIMB	Initial	23/07/2024	15/08/2024 12:00	30/07/2024 10:02
31/07/2024	BALIMB	Initial	24/07/2024	16/08/2024 12:00	31/07/2024 10:03
01/08/2024	BALIMB	Initial	25/07/2024	16/08/2024 12:00	01/08/2024 09:51
02/08/2024	BALIMB	Initial	26/07/2024	19/08/2024 12:00	01/08/2024 14:42
02/08/2024	BALIMB	Initial	27/07/2024	19/08/2024 12:00	01/08/2024 15:00
02/08/2024	BALIMB	Initial	28/07/2024	19/08/2024 12:00	02/08/2024 10:00
06/08/2024	BALIMB	Initial	29/07/2024	21/08/2024 12:00	06/08/2024 08:51
06/08/2024	BALIMB	Initial	30/07/2024	21/08/2024 12:00	06/08/2024 10:01
07/08/2024	BALIMB	Initial	31/07/2024	22/08/2024 12:00	07/08/2024 10:00

Table 33 – Initial Settlement Publication times July 2024

Operational Date	Market	Run	Period End Date	Target Date & Time	Publish Date & Time
08/08/2024	BALIMB	Initial	01/08/2024	22/08/2024 12:00	08/08/2024 11:00
09/08/2024	BALIMB	Initial	02/08/2024	23/08/2024 12:00	08/08/2024 15:15
09/08/2024	BALIMB	Initial	03/08/2024	23/08/2024 12:00	08/08/2024 16:04
09/08/2024	BALIMB	Initial	04/08/2024	23/08/2024 12:00	09/08/2024 11:00
12/08/2024	BALIMB	Initial	05/08/2024	28/08/2024 12:00	12/08/2024 11:20
13/08/2024	BALIMB	Initial	06/08/2024	29/08/2024 12:00	13/08/2024 11:01
14/08/2024	BALIMB	Initial	07/08/2024	30/08/2024 12:00	14/08/2024 11:01
15/08/2024	BALIMB	Initial	08/08/2024	30/08/2024 12:00	15/08/2024 11:11
16/08/2024	BALIMB	Initial	09/08/2024	02/09/2024 12:00	15/08/2024 18:08
16/08/2024	BALIMB	Initial	10/08/2024	02/09/2024 12:00	15/08/2024 18:41
16/08/2024	BALIMB	Initial	11/08/2024	02/09/2024 12:00	16/08/2024 11:00
19/08/2024	BALIMB	Initial	12/08/2024	05/09/2024 12:00	19/08/2024 11:03
20/08/2024	BALIMB	Initial	13/08/2024	05/09/2024 12:00	20/08/2024 10:48
21/08/2024	BALIMB	Initial	14/08/2024	06/09/2024 12:00	21/08/2024 11:01
22/08/2024	BALIMB	Initial	15/08/2024	09/09/2024 12:00	22/08/2024 11:02
23/08/2024	BALIMB	Initial	16/08/2024	10/09/2024 12:00	22/08/2024 14:48
23/08/2024	BALIMB	Initial	17/08/2024	10/09/2024 12:00	22/08/2024 15:20
23/08/2024	BALIMB	Initial	18/08/2024	11/09/2024 12:00	23/08/2024 11:14
27/08/2024	BALIMB	Initial	19/08/2024	12/09/2024 12:00	27/08/2024 11:01
27/08/2024	BALIMB	Initial	20/08/2024	13/09/2024 12:00	27/08/2024 11:20
28/08/2024	BALIMB	Initial	21/08/2024	13/09/2024 12:00	28/08/2024 11:01
29/08/2024	BALIMB	Initial	22/08/2024	13/09/2024 12:00	29/08/2024 11:47
30/08/2024	BALIMB	Initial	23/08/2024	16/09/2024 12:00	29/08/2024 15:45
30/08/2024	BALIMB	Initial	24/08/2024	16/09/2024 12:00	29/08/2024 15:55
30/08/2024	BALIMB	Initial	25/08/2024	16/09/2024 12:00	30/08/2024 11:07
02/09/2024	BALIMB	Initial	26/08/2024	19/09/2024 12:00	02/09/2024 11:19
03/09/2024	BALIMB	Initial	27/08/2024	19/09/2024 12:00	03/09/2024 11:00
04/09/2024	BALIMB	Initial	28/08/2024	20/09/2024 12:00	04/09/2024 11:06
05/09/2024	BALIMB	Initial	29/08/2024	20/09/2024 12:00	05/09/2024 11:02
06/09/2024	BALIMB	Initial	30/08/2024	23/09/2024 12:00	05/09/2024 16:16
06/09/2024	BALIMB	Initial	31/08/2024	23/09/2024 12:00	05/09/2024 16:37

**Table 34 – Initial Settlement Publication times August 2024**



Operational Date	Market	Run	Period End Date	Target Date & Time	Publish Date & Time
06/09/2024	BALIMB	Initial	01/09/2024	06/09/2024 12:00	06/09/2024 11:30
09/09/2024	BALIMB	Initial	02/09/2024	09/09/2024 12:00	09/09/2024 13:02
10/09/2024	BALIMB	Initial	03/09/2024	10/09/2024 12:00	10/09/2024 11:10
11/09/2024	BALIMB	Initial	04/09/2024	11/09/2024 12:00	11/09/2024 11:01
12/09/2024	BALIMB	Initial	05/09/2024	12/09/2024 12:00	12/09/2024 11:06
13/09/2024	BALIMB	Initial	06/09/2024	13/09/2024 12:00	12/09/2024 14:49
13/09/2024	BALIMB	Initial	07/09/2024	13/09/2024 12:00	12/09/2024 15:02
13/09/2024	BALIMB	Initial	08/09/2024	13/09/2024 12:00	13/09/2024 11:01
16/09/2024	BALIMB	Initial	09/09/2024	16/09/2024 12:00	16/09/2024 11:03
17/09/2024	BALIMB	Initial	10/09/2024	17/09/2024 12:00	17/09/2024 11:00
18/09/2024	BALIMB	Initial	11/09/2024	18/09/2024 12:00	18/09/2024 11:08
19/09/2024	BALIMB	Initial	12/09/2024	19/09/2024 12:00	19/09/2024 11:02
20/09/2024	BALIMB	Initial	13/09/2024	20/09/2024 12:00	19/09/2024 14:12
20/09/2024	BALIMB	Initial	14/09/2024	20/09/2024 12:00	19/09/2024 15:36
20/09/2024	BALIMB	Initial	15/09/2024	20/09/2024 12:00	20/09/2024 11:00
23/09/2024	BALIMB	Initial	16/09/2024	23/09/2024 12:00	23/09/2024 11:00
24/09/2024	BALIMB	Initial	17/09/2024	24/09/2024 12:00	24/09/2024 11:01
25/09/2024	BALIMB	Initial	18/09/2024	25/09/2024 12:00	25/09/2024 11:02
26/09/2024	BALIMB	Initial	19/09/2024	26/09/2024 12:00	26/09/2024 10:08
27/09/2024	BALIMB	Initial	20/09/2024	27/09/2024 12:00	26/09/2024 13:54
27/09/2024	BALIMB	Initial	21/09/2024	27/09/2024 12:00	26/09/2024 14:44
27/09/2024	BALIMB	Initial	22/09/2024	27/09/2024 12:00	27/09/2024 11:06
30/09/2024	BALIMB	Initial	23/09/2024	30/09/2024 12:00	30/09/2024 11:02
01/10/2024	BALIMB	Initial	24/09/2024	01/10/2024 12:00	01/10/2024 10:06
02/10/2024	BALIMB	Initial	25/09/2024	02/10/2024 12:00	02/10/2024 11:03
03/10/2024	BALIMB	Initial	26/09/2024	03/10/2024 12:00	03/10/2024 11:13
04/10/2024	BALIMB	Initial	27/09/2024	04/10/2024 12:00	03/10/2024 14:53
04/10/2024	BALIMB	Initial	28/09/2024	04/10/2024 12:00	03/10/2024 15:58
04/10/2024	BALIMB	Initial	29/09/2024	04/10/2024 12:00	04/10/2024 11:23
07/10/2024	BALIMB	Initial	30/09/2024	07/10/2024 12:00	07/10/2024 11:00

**Table 35 – Initial Settlement Publication times September 2024**

### 13 Appendix D: List of Queries by Type

Date Sent	Due Date	Query Ref No.	Charge Component
05/07/2024	06/08/2024	#19540	CUNIMB
05/07/2024	06/08/2024	#19541	CIMB
17/07/2024	14/08/2024	#19608	CDISCOUNT
17/07/2024	14/08/2024	#19611	CIMB
18/07/2024	15/08/2024	#19621	CCP
24/07/2024	21/08/2024	#19660	CUNIMB
25/07/2024	22/08/2024	#19672	CFC
26/07/2024	23/08/2024	#19680	CUNIMB
30/07/2024	28/08/2024	#19698	CIMB
30/07/2024	28/08/2024	#19699	CIMB
30/07/2024	28/08/2024	#19703	CIMB
30/07/2024	28/08/2024	#19709	CIMB
30/07/2024	28/08/2024	#19710	CIMB
06/08/2024	03/09/2024	#19770	CDISCOUNT
07/08/2024	04/09/2024	#19771	CDISCOUNT
09/08/2024	06/09/2024	#19790	CCP
08/08/2024	19/09/2024	#19800	CDISCOUNT
19/08/2024	16/09/2024	#19855	CFC
21/08/2024	18/09/2024	#19886	CDISCOUNT
21/08/2024	18/09/2024	#19887	CDISCOUNT
21/08/2024	18/09/2024	#19888	CDISCOUNT
22/08/2024	19/09/2024	#19899	CIMB
26/08/2024	23/09/2024	#19922	CIMB
27/08/2024	23/09/2024	#19932	CIMB
28/08/2024	24/09/2024	#19941	CIMB
29/08/2024	25/09/2024	#19952	CFC
29/08/2024	25/09/2024	#19955	CIMB
02/09/2024	27/09/2024	#19979	CIMB
04/09/2024	01/10/2024	#20017	CIMB
05/09/2024	02/10/2024	#20024	CIMB
05/09/2024	02/10/2024	#20025	CDISCOUNT
05/09/2024	02/10/2024	#20027	CDISCOUNT
05/09/2024	02/10/2024	#20028	CDISCOUNT
05/09/2024	02/10/2024	#20029	CDISCOUNT
06/09/2024	03/10/2024	#20033	CDISCOUNT
06/09/2024	03/10/2024	#20039	CIMB
09/09/2024	04/10/2024	#20044	CIMB
10/09/2024	07/10/2024	#20049	CIMB

11/09/2024	08/10/2024	#20062	CUNIMB
11/09/2024	08/10/2024	#20065	CIMB
16/09/2024	11/10/2024	#20096	CIMB
17/09/2024	14/10/2024	#20106	CIMB
18/09/2024	15/10/2024	#20109	CIMB
18/09/2024	15/10/2024	#20111	CCURL
19/09/2024	16/10/2024	#20117	CIMB
19/09/2024	16/10/2024	#20119	CIMB
19/09/2024	16/10/2024	#20121	CDISCOUNT
19/09/2024	16/10/2024	#20122	CDISCOUNT
19/09/2024	16/10/2024	#20126	CIMB

**Table 36 - Upheld Queries: July – September 2024**

Date Sent	Due Date	Query Ref No.	Charge Component
08/08/2024	05/09/2024	#19804	CFC
09/08/2024	06/09/2024	#19809	CFC
27/08/2024	23/09/2024	#19934	CFC
10/09/2024	07/10/2024	#20048	CUNIMB
16/09/2024	11/10/2024	#20098	CFC
19/09/2024	16/10/2024	#20123	CDISCOUNT
19/09/2024	16/10/2024	#20125	CDISCOUNT
25/09/2024	22/10/2024	#21151	CFC

**Table 37 – Not Upheld Queries: July – September 2024**

Date Sent	Due Date	Query Ref No.	Charge Component
19/09/2024	16/10/2024	#20124	CDISCOUNT
19/09/2024	16/10/2024	#20127	CDISCOUNT
19/09/2024	16/10/2024	#20129	CDISCOUNT
23/09/2024	18/10/2024	#21144	CDISCOUNT
23/09/2024	18/10/2024	#21145	CDISCOUNT
30/09/2024	25/10/2024	#21189	CIMB

**Table 38 – Under review Queries: July – September 2024**

Date Sent	Due Date	Query Ref No.	Charge Component
23/09/2024	18/10/2024	#21142	CIMB

**Table 39 – Withdrawn Queries: July – September 2024**

Date Sent	Due Date	Query Ref No.	Charge Component
10/07/2024	09/08/2024	#19568	CIMB

**Table 40 – Rejected Queries: July – September 2024**